



# 18MONTHS 30,000KM WARRANTY

## ALFA ROMEO






DESCRIPTION	YEAR	MANUAL GEAR	POWER GEAR	PUMP	ENGINE CODE
<b>147</b>					
ALL MODELS EXCEPT GTA RACK LENGTH IS 1300mm	01-6/05		PSR844		
GTA RACK LENGTH IS 1325mm	01-6/05		PSR846		
2.0L 4CYL	7/05 -		PSR844	PSP840	
<b>156</b>					
2.0L 4CYL	99 -6/06		PSR840	PSP840	
2.5L V6	99 -6/06		PSR840	PSP848	
GTA 3.2L V6	02-6/06		PSR840		
<b>164</b>					
	87-92	NON DAMPER	PSR845	PSP845	
<b>166</b>					
	99-05			PSP848	
<b>GT</b>					
2.0L	6/04			PSP840	
<b>GTV / SPYDER</b>					
			PSR848	PSP848	
<b>MITO</b>					
	9/06-	MSR2060			

## AUDI

DESCRIPTION	YEAR	MANUAL GEAR	POWER GEAR	PUMP	ENGINE CODE
<b>80</b>					
1.8L	86-92		PSR801		JN
1.9L	86-92		PSR801		SD
2.0L	86-92		PSR801		3A
2.0L	92-00		PSR801	PSP8011	ABK
2.3L	92-00		PSR801	PSP8010	NG
2.6L	92-00		PSR801	PSP813	ABC
2.8L	92-00		PSR801	PSP813	AAH
<b>90</b>					
2.3L	89-92		PSR802	PSP8010	
<b>100CD</b>					
	83-91		PSR803		
<b>A3</b>					
1.6L & 1.8L VIN-WAUZZZ8LZ	97-04		PSR986	PSP806	AEH & AGN
1.8L TURBO VIN-WAUZZZ8LZ	97-04		PSR986	PSP806	AGU
V5 1.9L TURBO VIN-WAUZZZ8LZ	97-04		PSR806	PSP806	AGU
<b>A4 Series</b>					
1.8L VIN - WAUZZZ8DZ & WAUZZZ8CZ	95-02		PSR807	PSP8080	ADR
1.8L TURBO VIN - WAUZZZ8DZ & VIN- WAUZZZ8CZ	95-02		PSR807	PSP8080	AEB
2.4L V6 VIN - WAUZZZ8DZ & WAUZZZ8CZ	95-97		PSR808	PSP807	AGA
2.4L V6 VIN - WAUZZZ8DZ & WAUZZZ8CZ	97-02		PSR808	PSP811	AGA
2.6L V6 VIN - WAUZZZ8DZ & WAUZZZ8CZ	95-97		PSR808	PSP807	ABC
2.6L V6 VIN - WAUZZZ8DZ & WAUZZZ8CZ	97-02		PSR808	PSP811	ABC
2.8L V6 VIN - WAUZZZ8DZ & WAUZZZ8CZ	1/99-02			PSP811	ACK
1.8L VIN - WAUZZZ8EZ	01-			PSP810	BFB
1.8L S LINE VIN - WAUZZZ8EZ	01-			PSP810	BEX
2.0L VIN - WAUZZZ8EZ	01-			PSP810	ALT
CABRIOLET B6 1.8L VIN - WAUZZZ8H92K	02-05			PSP810	BFB
<b>A6</b>					
2.6L	94-97			PSP807	ABC
2.8L	97-00			PSP811	ACK
<b>Q7</b>					
3.0L TURBO DIESEL				PSP8092	
<b>S3</b>					
1.8L VIN - WAUZZZ8LZXA	99-04			PSP805	APY - 3/02 3/02 - BAM
<b>TT COUPE</b>					
1.8L	99-03			PSP805	
<b>TT</b>					
1.8L	03-			PSP805	

# LARGEST RANGE 100% GUARANTEED UNBEATABLE QUALITY

To order phone:  
**Marrickville** (02) 9565 2600  
**Chipping Norton** (02) 9754 2424  
**Canberra** (02) 6284 2665  
 Email: sales@activepowersteering.com.au

BMW					
DESCRIPTION	YEAR	MANUAL GEAR	POWER GEAR	PUMP	ENGINE CODE
<b>1 SERIES - E87</b>					
116i 1.6L	04-		PSR883	PSP893	
118i 1.8L	04-		PSR883	PSP893	
120i 2.0L	04-		PSR883	PSP893	
130i 3.0L V6	04-		PSR883		
<b>3 SERIES - E30</b>					
ALL MODELS ID NO 110	83-12/87		PSR885	PSP879	110BAR
ALL MODELS ID NO 155	1/88-90		PSR888	PSP879	110BAR
<b>3 SERIES - E36</b>					
316i 1.6L	5/91-9/95		PSR890	PSP883	LUK S/N LF65A
316i 1.6L	9/95-99		PSR890	PSP887	
316i 1.9L	5/91-9/95		PSR890	PSP883	LUK S/N LF65A
316i 1.9L	9/95-99		PSR890	PSP887	
318i 1.8L	91-2/02		PSR890	PSP887	
318is 2 DOOR 1.8L	96-02		PSR890	PSP887	M42B18
318is SEDAN 1.9L	96-02		PSR890	PSP887	M44B18
318Ti 1.8L	96-00		PSR890	PSP887	
318Ti	00-2/02		PSR890	PSP887	
320i	91-8/00		PSR890	PSP891	
323i	91-8/00		PSR890	PSP891	
325i	91-9/95		PSR890	PSP891	
325i COUPE	91-8/00		PSR890	PSP891	
328i	91-8/00		PSR890	PSP891	
<b>3 SERIES - E46</b>					
318i NEW LUK PUMP WITH PLASTIC INLET	98-5/99		PSR880		
318i	5/99-10/01		PSR880	PSP890	M43 ENGINE 
318i & 318ci	10/01-05		PSR879	PSP880	N42 OR N46 ENGINE 
320i SEDAN NEW LUK PUMP WITH PLASTIC INLET	5/99-10/01		PSR880	PSP886N PSP886A	LUK LF20 
320i TOURING 2.2L	98 - 10/01		PSR880	PSP886N PSP886A	LUK LF20 
320i EXECUTIVE SEDAN	98 - 10/01		PSR880	PSP886N PSP886A	LUK LF20 

BMW cont.					
DESCRIPTION	YEAR	MANUAL GEAR	POWER GEAR	PUMP	ENGINE CODE
<b>3 SERIES - E46 cont.</b>					
320Ci COUPE	98 – 10/01		PSR880	PSP886N PSP886A	LUK LF20 
323i	98-10/01		PSR880	PSP886N PSP886A	LUK LF20 
323Ci COUPE	6/99-00		PSR880	PSP886N PSP886A	LUK LF20 
325i SEDAN	98-10/01		PSR880	PSP886N PSP886A	LUK LF20 
325i EXECUTIVE SEDAN	98-10/01		PSR880	PSP886N PSP886A	LUK LF20 
325Ci COUPE	98-10/01		PSR880	PSP886N PSP886A	LUK LF20 
325Ci CONVERTIBLE	98-10/01		PSR880	PSP886N PSP886A	LUK LF20 
328i	98-10/01		PSR880	PSP886N PSP886A	LUK LF20 
328Ci COUPE	98-10/01		PSR880	PSP886N PSP886A	LUK LF20 

# LARGEST RANGE 100% GUARANTEED UNBEATABLE QUALITY

To order phone:  
**Marrickville (02) 9565 2600**  
**Chipping Norton (02) 9754 2424**  
**Canberra (02) 6284 2665**  
 Email: sales@activepowersteering.com.au

BMW cont.					
DESCRIPTION	YEAR	MANUAL GEAR	POWER GEAR	PUMP	ENGINE CODE
<b>3 SERIES - E46 cont.</b>					
330i	6/00-2/05		PSR879		
330Ci	6/00-		PSR880	PSP885A PSP885N	LF30 
330xi	6/00-		PSR880	PSP885A PSP885N	LF30 
ALL MODELS	10/01-05		PSR879		
<b>3 SERIES - E46 COMPACT</b>					
316Ti	6/01-5/05		PSR879	PSP880	N42 OR N46 ENGINE 
318Ti	9/01-5/05		PSR879	PSP880	N42 OR N46 ENGINE 
325Ti	2/02-5/05		PSR879		
<b>3 SERIES - E90</b>					
320i	5/05-		PSR883	PSP893	
323i	4/06-		PSR883		
325i	5/05-		PSR883		
330i	5/05-		PSR883		
<b>5 SERIES - E39</b>					
523i	96-01		PSR881		
528i	96-01		PSR881		
535i	96-01		PSR881		
540i	96-01		PSR881		
525i	12/00-9/03		PSR881		
530i SEDAN	12/00-9/03		PSR881		
530i TOURING	12/00-9/03		PSR881		
530i TOURING SPORT	12/00-9/03		PSR881		
535i	12/00-9/03		PSR881		
540i	12/00-9/03		PSR881		
<b>5 SERIES - E60</b>					
ALL MODELS	7/03-3/10		PSR884 WITH ACTIVE STEERING CONTROL		
<b>MINI</b>					
R50 1.6L	3/02-05		PSR499	PSP499	

## BMW cont.

DESCRIPTION	YEAR	MANUAL GEAR	POWER GEAR	PUMP	ENGINE CODE
<b>X5 E53</b>					
3.0L	1/01-05		PSR887		
4.4L	1/01-05		PSR887		
4.6L	1/01-05		PSR887		
3.0L DIESEL	1/01-05		PSR887	PSP895	
4.8L	1/01-05		PSR887		
<b>Z3</b>					
1.9L	97-3/03		PSR897		
2.0L	97-3/03		PSR897		
2.2L	97-3/03		PSR897		
2.8L	97-3/03		PSR897		
3.0L	97-3/03		PSR897		

## CHRYSLER

DESCRIPTION	YEAR	MANUAL GEAR	POWER GEAR	PUMP	ENGINE CODE
<b>300C</b>					
3.5L	05-		PSR944		
5.7L	05-		PSR944		
<b>NEON</b>					
2.0L TD ENGINE CODE	96-9/99		PSR943	PSP940	
2.0L YD ENGINE CODE	99-9/02		PSR940	PSP943	
<b>PT CRUISER</b>					
2.0L	00-05		PSR942	PSP942	
2.4L	04-08		PSR942	PSP947	
<b>VOYAGER</b>					
VIN NUMBER IC4G	97-6/01		PSR941	PSP941	
VIN NUMBER IC8G	01-06		PSR945	PSP945	

## CITROEN

DESCRIPTION	YEAR	MANUAL GEAR	POWER GEAR	PUMP	ENGINE CODE
<b>BERLINGO</b>					
1.4L	99-00			PSP1212	PSA
	00-05			PSP1212	PSA
<b>C4</b>					
1.6L	3/05-		PSR1217		
2.0L	3/05-		PSR1217		

## DAEWOO

DESCRIPTION	YEAR	MANUAL GEAR	POWER GEAR	PUMP	ENGINE CODE
<b>1.5L</b>					
	94-95	MSR278	PSR278		
<b>CIELO</b>					
1.5L	95-98	MSR278	PSR278	PSP931	
<b>ESPERO</b>					
2.0L	3/95 – 7/97		PSR278		
<b>KALOS</b>					
1.5L	03-04		PSR933		
<b>LACETTI</b>					
1.8L	03-04		PSR934		
<b>LANOS</b>					
1.5L	97-03	MSR931	PSR930	PSP930	
1.6L	97-02	MSR931	PSR930	PSP930	
<b>LEGANZA</b>					
2.0L	97- 4/99		PSR937		
2.2L	4/99-1/04		PSR937	PSP937	
<b>MATIZ</b>					
0.8L	99-04	MSR9310	PSR9310		
<b>NUBIRA</b>					
1.6L	97-99		PSR932	PSP932	
2.0L	98-99		PSR932	PSP9320	
2.0L	99-03		PSR932	PSP9320	
<b>TACUMA</b>					
2.0L	00-04		PSR931		

**LARGEST RANGE  
100% GUARANTEED  
UNBEATABLE QUALITY**

To order phone:  
Marrickville (02) 9565 2600  
Chipping Norton (02) 9754 2424  
Canberra (02) 6284 2665  
Email: sales@activepowersteering.com.au

## DAIHATSU

DESCRIPTION	YEAR	MANUAL GEAR	POWER GEAR	PUMP	ENGINE CODE
<b>APPLAUSE</b>					
A101	89-97		PSR926	PSP925	HDE
	97-00			PSP925	HDE
<b>CENTRO</b>					
	3/95-99	MSR921			
<b>CHARADE</b>					
G11	5/85-5/87	MSR923			
G102	8/89-2/93		PSR925		CB23
G102 TURBO	8/89-2/93		PSR925		CB61
G102	8/89-2/93		PSR925	PSP926	HCE
G200 / 202 1.0L VIN JDAG	93-4/96	MSR927			
G200 / 202 1.3L VIN JDAG	93-4/96	MSR927	PSR927	PSP927	HCE
G200 / 202 1.5L VIN JDAG	93-4/96	MSR927	PSR927	PSP927	HEEG
G200/203 1.0L	96-00	MSR927	PSR927		CB24
G202 / G203 1.3L	96-00	MSR927	PSR927		HCE
G202 / G203 1.5L	96-00	MSR927	PSR927		HEEG
L251 1.0L	6/03-6/05	MSR920			
<b>FEROZA</b>					
1.6L	10/88-3/98		PSB915	PSP915	HDE
<b>PYZAR</b>					
1.5L & 1.6L	97-01		PSR927	PSP923	
<b>ROCKY</b>					
	84-7/93		PSB916		
	8/93-00		PSB917		PETROL 3Y ENGINE
	8/93-00		PSB917		DIESEL DL ENGINE
<b>SIRION</b>					
M100 1.0L	98-4/02	MSR929			
M101 1.3L	00-4/02		PSR924		KE-VE2
M100 1.0L	4/02-2/05		PSR929		EJ-DE
M101	4/02-2/05		PSR929		KE-VE2
M301 1.3L	2/05-	MSR932			K3
<b>TERIOS</b>					
1.3L VIN J100	7/97-11/00		PSR928	PSP340	HC-EJ
1.3L VIN J102	11/00-7/05			PSP922	K3VE

## DODGE

DESCRIPTION	YEAR	MANUAL GEAR	POWER GEAR	PUMP	ENGINE CODE
<b>CALIBER</b>					
1.8L	8/06		PSR949		
2.0L	8/06		PSR949		
2.4L	8/06		PSR949		
<b>NITRO</b>					
	07-		PSR1112		

## EUNOS

DESCRIPTION	YEAR	MANUAL GEAR	POWER GEAR	PUMP	ENGINE CODE
<b>30X</b>					
1.8L	92-97		PSR967	PSP744	K8
<b>500</b>					
2.0L 2WS	92-00		PSR965	PSP744	KF
<b>800</b>					
2.3L & 2.5L 4WS	94-00			PSP966	

## FORD

DESCRIPTION	YEAR	MANUAL GEAR	POWER GEAR	PUMP	ENGINE CODE
<b>CORSAIR</b>					
UA 2.0L	9/89-9/92	MSR182	PSR180	PSP429	
UA 2.4L	9/89-9/92	MSR182	PSR180	PSP430	
<b>CORTINA</b>					
TC-TD	71-77	MSR112			
TE-TF	77-82	MSR114	PSR117	PSP134	6CYL
<b>COUGAR</b>					
2.5L V6	99-2/03		PSR770	PSP771	LCBC

## FORD cont.



DESCRIPTION	YEAR	MANUAL GEAR	POWER GEAR	PUMP	ENGINE CODE
<b>COURIER</b>					
	86-99		PSB1050		
PD 2.6L PETROL	96-99		PSB1050		G6
PD 2.5L DIESEL	96-99		PSB1050		WL
PE 2.6L PETROL	98-11/02		PSB1051		G6
PE 2.5L TURBO DIESEL	98-11/02		PSB1051	PSP104	WLAT
PG 2.6L PETROL	11/02-4/04		PSB1051		G6
PG 2.5L TURBO DIESEL	11/02-4/04		PSB1051		WLAT
PH 2.5L PETROL	8/04-06		PSB1051		G6
PH 2.5L TURBO DIESEL	8/04-06		PSB1051		WLAT
PH 4.0L PETROL	8/04-06		PSB1051		
<b>ECONOVAN/SPECTRON</b>					
1.4L	5/84-1/97	MSR101	PSR101		
1.9L	5/84-1/97	MSR101	PSR101		
2.0L	5/84-1/97	MSR101	PSR101		
2.2L DIESEL	5/84-1/97	MSR101	PSR101		
2.0L	97-99	MSR101	PSR101		FE
<b>ESCAPE</b>					
3.0L V6 Y11	01-04		PSR762	PSP762	AJ
2.3L 4CYL Y11	04-		PSR769	PSP765	
3.0L V6	04-		PSR769	PSP762	
<b>ESCORT</b>					
MARK 1	68-75	MSR102			
MARK 2	75-81	MSR103			
<b>EXPLORER</b>					
UN/UP/US ASK IF PUMP HAS REMOTE RESERVOIR	96-01		PSR130	PSP129	C2 STYLE LIKE EB V8 
UN/UP/US ASK IF PUMP HAS REMOTE RESERVOIR	96-01		PSR130	PSP130	REMOTE RESERVOIR 
UT/UX/UZ 4.0L V6	1/00-10/01		PSR105		
UT/UX/UZ 4.6L V8	10/1-		PSR105		
<b>FAIRLANE</b>					
NA 6CYL 14mm TIE RODS	88-11/89		PSR114	PSP144	PSP144N
NA 6CYL 16mm TIE RODS	11/89-8/91		PSR116	PSP144	PSP144N
NC 6CYL	8/91-12/94		PSR118	PSP144	PSP144N
NC V8	8/91-12/94		PSR120	PSP147	
NF 6CYL	3/95-10/96		PSR121	PSP149	PSP149N
NF V8	3/95-10/96		PSR122	PSP148	
NL 6CYL	10/96-2/99		PSR123	PSP149	PSP149N
NL GHIA 6CYL	10/96-2/99		PSR124	PSP149	PSP149N
NL V8	10/96-2/99		PSR125	PSP148	
NL GHIA V8	10/96-2/99		PSR126	PSP148	
AU 6 CYL	10/98-9/02		PSR127	PSP149	PSP149N
AU 8 CYL	10/98-9/02		PSR128	PSP102	
<b>FALCON</b>					
XW-XY	3/72-8/79	MSB121			
XA XB XC 6 CYL	3/72-8/79	MSB122	PSB120	PSP134	
XA XB XC V8	3/72-8/79	MSB122	PSB120	PSP136	
XD XE 6 CYL	79-9/83	MSB122	PSB122	PSP138	
XD XE 8 CYL	79-9/83	MSB122	PSB122	PSP140	
XE XF 6 CYL	10/83-3/93	MSB122	PSB120	PSP142	

ASK IF POWER BOX HAS RIGHT ANGLE PSB122 OR STRAIGHT RETURN PIPE PSB120 ON XD-XE










# LARGEST RANGE 100% GUARANTEED UNBEATABLE QUALITY

To order phone:  
**Marrickville (02) 9565 2600**  
**Chipping Norton (02) 9754 2424**  
**Canberra (02) 6284 2665**  
 Email: sales@activepowersteering.com.au

## FORD cont.

DESCRIPTION	YEAR	MANUAL GEAR	POWER GEAR	PUMP	ENGINE CODE
<b>FALCON cont.</b>					
EA 14mm TIE RODS	88-8/89		PSR114	PSP144	PSP144N
EA 16mm TIE RODS	9/89-7/91		PSR116	PSP144	PSP144N
EB ED 6 CYL	7/91-8/94		PSR118	PSP144	PSP144N
EB ED 8 CYL	7/91-8/94		PSR120	PSP147	
EF 6 CYL	9/94-9/96		PSR121	PSP149	PSP149N
EF 8 CYL	9/94-9/96		PSR122	PSP148	
EL 6 CYL	10/96-8/98		PSR123	PSP149	PSP149N
EL 6CYL FAIRMONT GHIA	10/96-8/98		PSR124	PSP149	PSP149N
EL V8	10/96-9/98		PSR125	PSP148	
EL V8 FAIRMONT	10/96-9/98		PSR126	PSP148	
AU 6 CYL	10/98-9/02		PSR127	PSP149	PSP149N
AU 8 CYL	10/98-9/02		PSR128	PSP102	
BA 6 CYL	9/02-10/05		PSR131	PSP131	
BA 8 CYL	9/02-10/05		PSR131	PSP139	
BF 6CYL	11/05-5/08		PSR131	PSP131	
BF 8 CYL	11/05-5/08		PSR131	PSP139	
FG 6 CYL	5/08-		PSR099	PSP099	
FG 8 CYL	5/08-		PSR099		
<b>FALCON UTE / VAN</b>					
XF UTILITY 6CYL	3/93-3/96		PSB120	PSP142	
XG UTILITY 6CYL	3/93-3/96		PSB125	PSP143	
XH 6 CYL	9/94-9/96		PSR121	PSP149	PSP149N
XH 8 CYL	9/94-9/96		PSR122	PSP148	
XH 6 CYL	10/96-5/99		PSR123	PSP149	PSP149N
XH 8 CYL	10/96-5/99		PSR125	PSP148	
AU 6 CYL	6/99-10/02		PSR127	PSP149	PSP149N
AU 8 CYL	6/99-10/02		PSR128	PSP102	
BA 6 CYL	10/02-11/05		PSR131	PSP131	
BA 8 CYL	10/02-11/05		PSR131	PSP139	
BA RTV 6 CYL	10/02-11/05		PSR133	PSP131 PSP149	PSP149N
BA RTV 8 CYL	10/02-11/05		PSR133	PSP139	
BF RTV 6 CYL	11/05-5/08		PSR133	PSP131 PSP149	PSP149N
BF RTV 8 CYL	11/05-5/08		PSR133	PSP139	
BF 6 CYL	11/05-5/08		PSR131	PSP131	
BF 8 CYL	11/05-5/08		PSR131	PSP139	
FG 6 CYL	5/08-		PSR099	PSP099	
FG 8 CYL	5/08-		PSR099		
<b>FESTIVA</b>					
WA 1.3L	10/91-3/94	MSR768			
WB-WD-WF 1.3L & 1.5L	4/94-01	MSR703	PSR703	PSP703	
<b>FIESTA</b>					
WP & WQ 1.6L	2/04-09		PSR709	PSP709	FYJA/B
WQ XR4 2.0L	1/06-09		PSR7090	PSP710	NJ4B
WS	1/09-	MSR709			FYJA/B
<b>FOCUS</b>					
LR 1.8L & 2.0L	9/02-6/05		PSR109	PSP109	
LS & LT	6/05-09		PSR111	PSP1090 CENTRE PLUG HAS THE CLIP AT THE BOTTOM	
LS & LT	6/05-09		PSR111	PSP1091 CENTRE PLUG HAS THE CLIP AT THE TOP	
LT XR5 TURBO	6/05-09		PSR103	PSP1092	







FORD cont.					
DESCRIPTION	YEAR	MANUAL GEAR	POWER GEAR	PUMP	ENGINE CODE
<b>KA</b>					
1.3L	10/99-3/04		PSR115	PSP115	
<b>LASER</b>					
KA can have diamond or hexagon nut adjuster  	3/81-2/83	MSR701			
KB has hexagon nut adjuster 	3/83-3/84	MSR702			
KC	10/85-9/87	MSR710	PSR708		
KE	9/87-2/90	MSR710	PSR708		
KF	2/90-9/91	MSR714	PSR716	PSP716	
KH	10/91-10/94	MSR714	PSR714	PSP716	
KJ 1.6 & 1.8L ID NO ON RACK HOUSING 00141	10/94-96		PSR718	PSP718	
KJ 1.6 & 1.8L ID NO ON RACK HOUSING 00154	10/94-96		PSR719	PSP718	
KJ 1.6 & 1.8L ID NO ON RACK HOUSING 00155	10/94-96		PSR715	PSP718	
KL 1.6L & 1.8L	96-3/99		PSR110	PSP718	B6-BP
KN 1.6L	2/99-4/01		PSR110	PSP715	ZM
KN 1.8L	2/99-4/01		PSR110	PSP760	FP
KQ 1.6L	4/01-9/02		PSR110	PSP715	ZM
KQ 1.8L	4/01-9/02		PSR110	PSP760	FP
KQ 2.0L	4/01-9/02		PSR110	PSP760	FS
<b>MAVERICK</b>					
4.2L PETROL	3/88-10/91		PSB402	PSP4020	1 HOLE IN CENTRE OF BACK PLATE 
4.2L PETROL	3/88-10/91		PSB402	PSP402	2 OFFSET HOLES IN BACK PLATE 
4.2L DIESEL	3/88-10/91		PSB402	PSP4080	1 HOLE IN CENTRE OF BACK PLATE 
4.2L DIESEL	3/88-10/91		PSB402	PSP408	2 OFFSET HOLES IN BACK PLATE 
4.2L PETROL	10/91-3/94		PSB406	PSP4020	1 HOLE IN CENTRE OF BACK PLATE 
4.2L PETROL	10/91-3/94		PSB406	PSP402	2 OFFSET HOLES IN BACK PLATE 

# LARGEST RANGE 100% GUARANTEED UNBEATABLE QUALITY

To order phone:  
**Marrickville (02) 9565 2600**  
**Chipping Norton (02) 9754 2424**  
**Canberra (02) 6284 2665**  
 Email: sales@activepowersteering.com.au

## FORD cont.

DESCRIPTION	YEAR	MANUAL GEAR	POWER GEAR	PUMP	ENGINE CODE
<b>MAVERICK cont.</b>					
4.2L DIESEL	10/91-3/94		PSB406	PSP4080	1 HOLE IN CENTRE OF BACK PLATE 
4.2L DIESEL	10/91-3/94		PSB406	PSP408	2 OFFSET HOLES IN BACK PLATE 
<b>METEOR</b>					
GA-GB	81-10/85	MSR701 - BOLT ON DAMPER MSR702 - HEX/SCREW IN DAMPER			
GC	10/85-9/87	MSR710	PSR708		
<b>MONDEO</b>					
HA-HB-HC	7/95-1/00		PSR770	PSP770	
HD-HE 4CYL 2.0L	2/00-4/01		PSR770	PSP772	
HE V6 2.5L	2/00-4/01			PSP772	
2.5L XR5	10/07-		PSR771	PSP7722	
2.0L TURBO DIESEL	10/07-		PSR771		
2.3L PETROL	10/07-		PSR771		
<b>PROBE</b>					
	94-98		PSR744	PSP744	
<b>RANGER</b>					
PJ	2/07-		PSB1045		
<b>SPECTRON</b>					
			PSR101		
<b>TAURUS</b>					
DN-DP 3.0L V6	3/96-9/98		PSR107	PSP107	
<b>TELSTAR</b>					
AR	-12/83	MSR732	PSR734	PSP7340	SMALL SHAFT
AR /AS	83-9/87	MSR732	PSR734	PSP734	
AT-AV WITHOUT SWITCH ON POWER RACK	10/87-1/92		PSR741	PSP742	
AT-AV WITH SWITCH ON POWER RACK	10/87-1/92		PSR742	PSP742	
AT-AV TURBO	10/87-1/92		PSR743	PSP742	
AX-AY 2WS 4 CYL & V6	2/92-96		PSR744	PSP744	
AX / AY 4WS FRONT RACK 2.5L V6	2/92-96		PSR746	PSP746	
<b>TERRITORY</b>					
4.0L SX	04-05		PSR104	PSP131	
4.0L SY	05-		PSR104	PSP131	
<b>TRANSIT</b>					
	4/94-96		PSR113	PSR113	
VF-VG 2.0L	96-01		PSR113	PSP113	
VF-VG 2.5L	96-01		PSR113	PSP113	
VH-VJ 2.3L PETROL	01-9/06		PSR132	PSP1140	
VH-VJ 2.4L DIESEL	01-9/06		PSR132	PSP114	
VM 2.2L	9/06-		PSR134		
VM 2.3L	9/06-		PSR134		
VM 2.4L DIESEL	9/06-		PSR134	PSP1141	
<b>GREAT WALL</b>					
DESCRIPTION	YEAR	MANUAL GEAR	POWER GEAR	PUMP	ENGINE CODE
<b>V240</b>					
	6/09-		PSR670		



HOLDEN					
DESCRIPTION	YEAR	MANUAL GEAR	POWER GEAR	PUMP	ENGINE CODE
<b>ADVENTRA</b>					
VY	9/03-2/05		PSR260	PSP260	
VZ 6CYL	2/05-7/06		PSR260	PSP262	137mm PULLEY DIA
VZ V8	2/05-		PSR260	PSP263	150mm PULLEY DIA
<b>APOLLO</b>					
JK JL 4CYL	8/89-2/93	MSR305	PSR306	PSP328	
JM 4CYL	3/93-97		PSR311	PSP328	
JM V6	3/93-97		PSR311	PSP860	
<b>ASTRA</b>					
LB LC	84-6/87	MSR453			
LD 20mm PINION HEIGHT HAS NON ADJUSTABLE COLUMN	7/87-4/88	MSR457	PSR458	PSP458	
LD 40mm PINION HEIGHT HAS ADJUSTABLE COLUMN	5/88-8/89	MSR277	PSR458	PSP458	
TR 1.6L	96-98		PSR278	PSP278	
TR 1.8L	96-98		PSR278	PSP278	
TR 2.0L	96-98		PSR278	PSP278	
TS SERIES 1 DELPHI 1.8L	98-12/00		PSR281		
TS SERIES 2 TRW 1.8L	3/00-05		PSR282 PSR283	PSP281	
2.0L	3/00-05		PSR282 PSR283		
2.2L	3/00-05		PSR282 PSR283		
TS CONVERTIBLE 2.0L TURBO	3/00-05		PSR282 PSR283		
<b>ASTRA TS 3/00- MAY HAVE BANJO BOLTS OR NOT HAVE BANJO BOLTS ON PSR HOUSING PLEASE ASK</b>					
<b>PSR283 – BANJO LONG LINE ON HOUSING</b> HOUSING No. 0250080019001			<b>PSR282 – STANDARD LINES</b> HOUSING No. 0250080052001		
					
AH 1.8L	04-	TRW RACK	PSR286	PSP2861 	
AH 1.8L	04-	ZF RACK ZF PUMP	PSR287	PSP2862 	

# LARGEST RANGE 100% GUARANTEED UNBEATABLE QUALITY

To order phone:  
**Marrickville (02) 9565 2600**  
**Chipping Norton (02) 9754 2424**  
**Canberra (02) 6284 2665**  
 Email: sales@activepowersteering.com.au

<b>HOLDEN cont.</b>					
<b>DESCRIPTION</b>	<b>YEAR</b>	<b>MANUAL GEAR</b>	<b>POWER GEAR</b>	<b>PUMP</b>	<b>ENGINE CODE</b>
<b>BARINA</b>					
<b>MF-MH</b>	1/89-3/94	MSR292	PSR793		
<b>SB 1.2L</b>	4/94-4/01	MSR280	PSR285	PSP285	
<b>SB 1.4L</b>	4/94-4/01	MSR280	PSR285	PSP285	
<b>SB 1.6L</b>	4/94-4/01	MSR280	PSR285	PSP285	
<b>XC 1.4L</b>	4/01-05	MSR285	FIXED COLUMN PSR2850	TILT ADJUST COLUMN PSR2851	
<b>XC 1.8L</b>	4/01-05	MSR285	FIXED COLUMN PSR2850	TILT ADJUST COLUMN PSR2851	
<b>TK 1.6L</b>	10/05-		PSR933	PSP949	
<b>CAMIRA</b>					
<b>JB DUAL GROOVE PULLEY</b>	82-10/84	MSR260	PSR261	PSP264	
<b>JD DUAL GROOVE PULLEY</b>	11/84-	MSR260	PSR261	PSP264	
<b>JE DUAL GROOVE PULLEY</b>	4/87-8/89	MSR260	PSR261	PSP264	
<b>CAPTIVA</b>					
<b>3.2L V6</b>	10/06-		PSR220	PSP210	
<b>TURBO DIESEL</b>	10/06-		PSR220	PSP2100	
<b>3.2L V6 WITH MAGNASTEER</b>	10/06-		PSR2201	PSP210	
<b>TURBO DIESEL WITH MAGNASTEER</b>	10/06-		PSR2201	PSP2100	
<b>COLORADO</b>					
	9/08-		PSR204 PSR203A		
<b>COMBO</b>					
<b>SB 1.4L</b>	3/96-9/02		PSR285	PSP285	
<b>XC 1.6L</b>	9/02-05	MSR285	FIXED COLUMN PSR2850	TILT ADJUST COLUMN PSR2851	
<b>COMMODORE</b>					
<b>VB VC 6 CYL IMP PUMP (HAS OLIVE)</b>	78-81	MSR225	PSR222	PSP241	
<b>VB VC 6 CYL METRIC PUMP (HAS O'RING)</b>	78-81	MSR225	PSR222	PSP243	
<b>VB VC 8 CYL IMP PUMP (HAS OLIVE)</b>	78-81	MSR225	PSR222	PSP241	
<b>VB VC 8 CYL METRIC PUMP (HAS O'RING)</b>	78-81	MSR225	PSR222	PSP243	
<b>VH 6 CYL CASTING NUMBER 9945911 (ON MANUAL RACK)</b>	81-84	MSR225	PSR222	PSP243	<b>METRIC PUMP (HAS O'RING)</b>
<b>VH 6 CYL CASTING NUMBER 92014737 (ON MANUAL RACK)</b>	81-84	MSR227	PSR222	PSP243	<b>METRIC PUMP (HAS O'RING)</b>
<b>VH 8 CYL CASTING NUMBER 9945911 (ON MANUAL RACK)</b>	81-84	MSR225	PSR222	PSP243	<b>METRIC PUMP (HAS O'RING)</b>
<b>VH 8 CYL CASTING NUMBER 92014737 (ON MANUAL RACK)</b>	81-84	MSR227	PSR222	PSP243	<b>METRIC PUMP (HAS O'RING)</b>
<b>VK 6CYL</b>	84-86	MSR227	PSR222	PSP248	
<b>VK 8 CYL</b>	84-86	MSR227	PSR222	PSP243	<b>METRIC PUMP (HAS O'RING)</b>
<b>VL 6 CYL (SIDE OUTLET PUMP)</b>	3/86-8/88	MSR231	PSR229	PSP251	
<b>VL 6 CYL (REAR OUTLET PUMP)</b>	3/86-8/88	MSR231	PSR229	PSP253	
<b>VL 8 CYL</b>	3/86-8/88	MSR231	PSR229	PSP243	
<b>VN 6 CYL</b>	9/88-10/91		PSR233	PSP255	PSP255N
<b>VN 8 CYL</b>	9/88-10/91	CHECK 1 OR 2 STEP PULLEY	PSR233	1 STEP PSP245 2 STEP PSP257	1 STEP PSP245N 2 STEP PSP257N
<b>VP 6 CYL</b>	10/91-7/93		PSR235	PSP255	PSP255N
<b>VP 8 CYL</b>	10/91-7/93	CHECK 1 OR 2 STEP PULLEY	PSR235	1 STEP PSP245 2 STEP PSP257	1 STEP PSP245N 2 STEP PSP257N
<b>VP Variatronic 6 CYL</b>	10/91-7/93		PSR236	PSP254	PSP254N GENUINE NEW PUMP
<b>VP Variatronic 8 CYL</b>	10/91-7/93		PSR236	PSP240	PSP240N GENUINE NEW PUMP
<b>VR 6 CYL</b>	7/93-3/95		PSR238	PSP255	PSP255N GENUINE NEW PUMP
<b>VR 8 CYL</b>	7/93-3/95	CHECK 1 OR 2 STEP PULLEY	PSR238	1 STEP PSP245 2 STEP PSP257	1 STEP PSP245N 2 STEP PSP257N GENUINE NEW PUMPS
<b>VR Variatronic 6 CYL</b>	7/93-3/95		PSR239	PSP254	PSP254N GENUINE NEW PUMP
<b>VR Variatronic 8 CYL</b>	7/93-3/95		PSR239	PSP240	PSP240N GENUINE NEW PUMP
<b>VS 6 CYL</b>	4/95-7/97		PSR238	PSP239	PSP239N GENUINE NEW PUMP

## HOLDEN cont.

DESCRIPTION	YEAR	MANUAL GEAR	POWER GEAR	PUMP	ENGINE CODE
<b>COMMODORE cont.</b>					
VS 8 CYL	4/95-7/97	CHECK 1 OR 2 STEP PULLEY	PSR238	1 STEP PSP245 2 STEP PSP257	1 STEP PSP245N 2 STEP PSP257N GENUINE NEW PUMPS
VS Variatronic 6 CYL (ALSO STATESMAN / CAPRICE)	4/95-7/97		PSR239	PSP252	PSP252N GENUINE NEW PUMP
VS Variatronic 8 CYL (ALSO STATESMAN / CAPRICE)	4/95-7/97		PSR239	PSP240	PSP240N GENUINE NEW PUMP
VN TO VS V8 PUMPS MAY HAVE A 1 STEP PULLEY OR A 2 STEP PULLEY				 2 STEP	 1 STEP
VT V6 series 1	8/97-6/99		PSR244	PSP239	PSP239N GENUINE NEW PUMP
VT V6 series 1 (variaticronic)	8/97-6/99		PSR246	PSP252	PSP252N GENUINE NEW PUMP
VT V8 series 1 5L	8/97-6/99		PSR244	PSP244	PSP244N GENUINE NEW PUMP
VT V8 series 1 5L (variaticronic)	8/97-6/99		PSR246	PSP244	PSP244N GENUINE NEW PUMP
VT V6 series 2 fine thread (16mm * 1.5mm) on tie rods	6/99-9/99		PSR250	PSP239	PSP239N GENUINE NEW PUMP
VT V8 series 2 5.7L fine thread (16mm * 1.5mm) on tie rods	6/99-9/99		PSR250	PSP247	
VT V6 series 2 also V6 supercharged (variaticronic) fine thread (16mm * 1.5mm) on tie rods	6/99-9/99		PSR245	PSP252	PSP252N GENUINE NEW PUMP
VT V8 series 2 5.7L (variaticronic) fine thread (16mm * 1.5mm) on tie rods	6/99-9/99		PSR245	PSP247	
VT V6 series 2 course thread (16mm * 2.0mm)	9/99-10/00		PSR247	PSP239	PSP239N GENUINE NEW PUMP
VT V8 series 2 5.7L course thread (16mm * 2.0mm)	9/99-10/00		PSR247	PSP247	
VT series 2 / VX V6 also V6 supercharged (variaticronic) course thread (16mm * 2.0mm) on tie rods	9/99-9/02		PSR259	PSP252	PSP252N GENUINE NEW PUMP
VT series 2 / VX 5.7L (variaticronic) course thread (16mm * 2.0mm) on tie rods	9/99-9/02		PSR259	PSP247	
VU UTE V6	1/01-9/02		PSR242	PSP239	PSP239N GENUINE NEW PUMP
VU UTE V8 5.7L	1/01-9/02		PSR242	PSP247	
VX V6	9/00-9/02		PSR242	PSP239	PSP239N GENUINE NEW PUMP
VX V8 5.7L	9/00-9/02		PSR242	PSP247	
VX V6 (variaticronic)	9/00-9/02		PSR259	PSP252	PSP252N GENUINE NEW PUMP
VX V8 (variaticronic)	9/00-9/02		PSR259	PSP247	
VY V6	9/02-7/04		PSR242	PSP239	PSP239N GENUINE NEW PUMP
VY V8	9/02-7/04		PSR242	PSP260	
VZ V6 TRW	7/04-7/06		PSR243	PSP262	
VZ V6 WAGON OR UTE KYB RACK 14mm tie rods VIN AFTER 6L838609	7/06-		PSR2430	PSP262	
VZ V8 TRW	7/04-		PSR243	PSP263	150mm PULLEY DIA
VZ V8 WAGON OR UTE KYB RACK 14mm tie rods VIN AFTER 6L838609	7/06-		PSR2430	PSP263	150mm PULLEY DIA
VE V6 with banjo hose. 137mm pulley.	7/06-		PSR241	PSP2620	
VE V8 with banjo hose. 150mm pulley.	7/06-		PSR241	PSP2630	
<b>CREWMAN</b>					
VY V6 2WD	8/03-8/04		PSR242	PSP239	PSP239N GENUINE NEW PUMP
VY 5.7L V8 2WD	8/03-8/04		PSR242	PSP260	
VY 5.7L CROSS 8 4WD	10/03-2/05		PSR260	PSP260	
VZ V6 2WD	8/04-		PSR243	PSP262	
VZ V6 2WD KYB RACK 14mm TIE RODS VIN AFTER 6L838609	7/06-		PSR2430	PSP262	
VZ 5.7L V8 2WD	8/04-		PSR243	PSP263	150mm PULLEY DIA
VZ 5.7L V8 2WD KYB RACK 14mm TIE RODS VIN AFTER 6L838609	7/06-		PSR2430	PSP263	150mm PULLEY DIA
VZ CROSS 6 4WD	2/05		PSR260	PSP262	
VZ 5.7L CROSS 8 4WD	2/05		PSR260	PSP263	150mm PULLEY DIA

# LARGEST RANGE 100% GUARANTEED UNBEATABLE QUALITY

To order phone:  
**Marrickville (02) 9565 2600**  
**Chipping Norton (02) 9754 2424**  
**Canberra (02) 6284 2665**  
 Email: sales@activepowersteering.com.au

HOLDEN cont.					
DESCRIPTION	YEAR	MANUAL GEAR	POWER GEAR	PUMP	ENGINE CODE
<b>CRUZE</b>					
1.5L 4WD	7/02-	MSR222			
JG 1.8L PETROL	7/09-			PSP287	
JG 2.0L DIESEL	7/09-			PSP288	
<b>EPICA</b>					
CDX 2.0L	4/07-		PSR221		X20SE
CDX 2.5L	4/07-		PSR221	PSP221	
CDXi	4/07-		PSR219	PSP221	
<b>FRONTERA</b>					
	10/95-12/98		PSB200	PSP285	X20SE
<b>GEMINI</b>					
TX-TC-TD-TE-TF-TG REAR WHEEL DRIVE	3/75-4/85	MSR271			
RB FRONT WHEEL DRIVE	5/85-	MSR273			
<b>HOLDEN</b>					
HT-HG 24:1 RATIO	69-6/71	MSB200			
HQ-HZ 6CYL IMP HAS OLIVE (ROUND CANISTER)	71-80	MSB201	PSB205	PSP241	
WB 6 & 8 CYL IMP PUMP HAS OLIVE (ROUND CANISTER)	80-84	MSB201	PSB205	PSP241	
WB 6 & 8 CYL METRIC PUMP HAS O'RING (TEAR DROP CANISTER)	80-84	MSB201	PSB205	PSP243	
<b>JACKAROO</b>					
	-87		PSB203		
2.3L	87-92		PSB202		4ZD1
2.6L	87-92		PSB202	PSP205	4ZE1
2.8L TURBO DIESEL	87-92		PSB202		
V6 3.2L	5/92-98		PSB200	PSP207	6DV1
3.0L DIESEL	5/92-98		PSB200	PSP204	4JG2
V6 3.5L	2/98-1/04		PSB201	PSP203	6VE1 SPLINE SHAFT
V6 3.5L	2/98-1/04		PSB201		6VE1
3.0L DIESEL	2/98-1/04		PSB201		4JX1
<b>MONARO</b>					
VX-VY V6	12/01-9/04		PSR240	PSP239	PSP239N GENUINE NEW PUMP
VX V8	12/01-9/04		PSR240	PSP247	
VY V8	12/01-9/04		PSR240	PSP260	
VZ V8	9/04-		PSR248	PSP263	
<b>NOVA</b>					
LE LF NO SWITCH IN RACK	8/89-10/94	MSR758	PSR349	PSP348	PSP WITH SWITCH
LE LF HAS SWITCH IN RACK	8/89-10/94	MSR758	PSR758	PSP349	PSP WITHOUT SWITCH
LG	10/94-		PSR350	PSP350	
<b>RODEO</b>					
2.6L 2 & 4WD	88-92		PSB202	PSP205	4ZE1
2.5L DIESEL 2 & 4WD	88-92		PSB202		4JA1
2.8L TURBO DIESEL 2 & 4WD	88-92		PSB202	PSP204	4JB1
2.3L 2WD	91-92		PSB202		4ZD1
2.6L 2 & 4WD	6/93-98		PSB200	PSP205	4ZE1
2.8L TURBO DIESEL 2 & 4WD	6/93-98		PSB200	PSP204	4JB1
2.6L	98-03		PSB200	PSP205	4ZE1
3.2L V6	98-03		PSB200	PSP203	6VD1
2.8L DIESEL	98-03		PSB200	PSP204	4JB
3.0L DIESEL	98-03		PSB200	PSP204	4JX1
RA 3.5L V6 2 & 4WD 55mm TUBE - BOLT ON HEAD	03-12/05		PSR203 PSR203A	PSP208	6VE1
RA 3.0L TURBO DIESEL 2WD 51mm TUBE - BOLT ON HEAD	03-12/05		PSR202	PSP209	4JH1TC
RA 3.0L TURBO DIESEL 4WD 55mm TUBE - BOLT ON HEAD	03-12/05		PSR203 PSR203A	PSP209	4JH1TC
RA 2.4L 2WD 51mm TUBE - BOLT ON HEAD	03-12/05		PSR202	PSP203	C24SE
RA 3.0L TURBO DIESEL 4WD	12/05-		PSR204 PSR203A	PSP209 BELT DRIVEN	4JH1TC
RA 2.4L 2WD	12/05-		PSR204 PSR203A	PSP203	C24SE

## HOLDEN cont.





DESCRIPTION	YEAR	MANUAL GEAR	POWER GEAR	PUMP	ENGINE CODE
<b>STATESMAN</b>					
VQ V8	3/90-4/91	CHECK 1 OR 2 STEP PULLEY	PSR233	1 STEP PSP245 2 STEP PSP257	1 STEP PSP245N 2 STEP PSP257N GENUINE NEW PUMPS
VQ 2 V6	1/92-2/94		PSR236	PSP254	PSP254N GENUINE NEW PUMP
VQ 2 V8	1/92-2/94		PSR236	PSP240	PSP240N GENUINE NEW PUMP
VR V6	3/94-3/95		PSR239	PSP254	PSP254N GENUINE NEW PUMP
VR V8	3/94-3/95		PSR239	PSP240	PSP240N GENUINE NEW PUMP
VS V6	4/95-6/99		PSR239	PSP252	PSP252N GENUINE NEW PUMP
VS V8	4/95-6/99		PSR239	PSP240	PSP240N GENUINE NEW PUMP
WH V6	6/99-9/99		PSR245	PSP252	PSP252N GENUINE NEW PUMP
WH V8 5.7L	6/99-9/99		PSR245	PSP247	
WH V6	9/99-4/03		PSR259	PSP252	PSP252N GENUINE NEW PUMP
WH V8 5.7L	9/99-4/03		PSR259	PSP247	
WK V6	4/03-4/04		PSR242	PSP252	PSP252N GENUINE NEW PUMP
WK V8 5.7L	4/03-4/04		PSR242	PSP260	
WL V6 TRW	4/04-		PSR243	PSP262	137mm PULLEY
WL V6 KYB	4/04-		PSR2430	PSP262	137mm PULLEY
WL V8 5.7L TRW	4/04-9/06		PSR243	PSP263	150mm PULLEY
WL V8 5.7L KYB	4/04-9/06		PSR2430	PSP263	150mm PULLEY
WM V6	9/06-		PSR241	PSP2620	137mm PULLEY
WM V8	9/06-		PSR241	PSP2630	150mm PULLEY
<b>TIGRA</b>					
XC 1.8L	9/05-	MSR285			
<b>TORANA</b>					
LC LJ-TA 4 CYL	69-74	MSR282			
LC LJ 6 CYL	69-74	MSR284			
LH LX CASTING NO 9932244	74-76	MSR286			
LX RTS CASTING NO 9942632	77-78	MSR288			
UC	78-80	MSR290			
<b>VECTRA</b>					
JR 2.0L	97-98		PSR275	PSP273	C20SEL
JR 2.5L	97-98		PSR275	PSP275	X25XE
JS 2.0L	98-03		PSR275	PSP273	C20SEL
JS 2.2L	98-03		PSR275	PSP273	C22SEL
JS 2.5L	98-03		PSR275	PSP275	X25XE
JS 2.6L	98-03		PSR275	PSP275	Y26SE
ZC 2.2L	3/03-		PSR279	PSP279	Z22SE
ZC 3.2L	3/03-		PSR279	PSP279	Z32SE
<b>VIVA</b>					
JF 1.8L	10/05-		PSR934	PSP948	F18D
<b>ZAFIRA</b>					
2.2L	6/01-05		PSR282	PSP281	Z22SE

## HONDA



DESCRIPTION	YEAR	MANUAL GEAR	POWER GEAR	PUMP	ENGINE CODE
<b>ACCORD</b>					
1200 OVERALL RACK LENGTH ON PSR	11/81-12/83		PSR612		
1250 OVERALL RACK LENGTH ON PSR	1/84-12/85		PSR614		
1270 OVERALL RACK LENGTH	11/85-89		PSR616	PSP616	
2WS	11/89-94		PSR617	PSP617	F22A
4WS	11/89-94		PSR615	PSP617	F22A
2WS	10/93-12/97		PSR618	PSP618	F22B
4CYL 2.3L	12/97-12/98		PSR613	PSP611	F23A1
V6 3.0L	12/97-12/98		PSR613	PSP610	J30A1 ALLOY INLET ONPUMP
4CYL 2.3L CK	1/99-8/03		PSR613	PSP611	F23Z2

# LARGEST RANGE 100% GUARANTEED UNBEATABLE QUALITY

To order phone:  
**Marrickville** (02) 9565 2600  
**Chipping Norton** (02) 9754 2424  
**Canberra** (02) 6284 2665  
 Email: sales@activepowersteering.com.au

HONDA cont.					
DESCRIPTION	YEAR	MANUAL GEAR	POWER GEAR	PUMP	ENGINE CODE
<b>ACCORD cont.</b>					
V6 3.0LCK	1/99-8/03		PSR613	PSP610	J30A1 ALLOY INLET ONPUMP
2.4L CM	8/03-05		PSR609	PSP6100	K24A4
3.0L CM	8/03-05		PSR609	PSP661	J30A4 PLASTIC INLET ONPUMP
<b>ACCORD EURO</b>					
2.4L	6/03-05		PSR610	PSP6100	K24A3 
2.4L	06		PSR610	PSP6101	K24A3 INLET IN REAR PLATE 
<b>CIVIC</b>					
	1/84-10/87		PSR644	PSP644	
	11/87-10/91		PSR634	PSP634	D1584
1.3L	11/91-9/95		PSR639		D13B2
1.5L & 1.6L	11/91-9/95		PSR639	PSP639	D15 & D16
1.6L	10/95-12/00		PSR640	PSP620	D16Y4 & D16Y5
1.6L VTI-R	10/95-12/00		PSR640	PSP620	B16A1
	3/99-11/00		PSR640		D16
	3/99-11/00		PSR640	PSP656	B16A2
1.7L HYRAULIC RACK	10/00-2/06		PSR636	PSP637	D17A2
1.7L HYRAULIC RACK	10/00-2/06		PSR636	PSP637	D17Z1
1.8L HYRAULIC RACK	2/06-		PSR641	PSP638	RA18A11
2.0L HYRAULIC RACK	2/06-		PSR641		K20Z21
<b>CONCERTO</b>					
	88-7/91		PSR634	PSP634	
<b>CRV</b>					
2.0L	97-12/01		PSR620	PSP620	B20B
2.4L	12/01-05		PSR624	PSP624	K24A1 INLET IN REAR PLATE 
2.4L	12/01-05		PSR624	PSP6240	K24A1 INLET IN FRONT HOUSING 
<b>CRX</b>					
1.6L	87-5/92		PSR634	PSP635	D16A8
1.6L	92-98			PSP646	B16A2
<b>HRV</b>					
1.6L	99-02		PSR608	PSP620	D161W1



HONDA cont.					
DESCRIPTION	YEAR	MANUAL GEAR	POWER GEAR	PUMP	ENGINE CODE
<b>INTEGRA</b>					
	5/86-5/89		PSR644	PSP621	
1.8L	6/89-7/93		PSR645	PSP645	B18A1
1.8L	7/93-9/01		PSR646	PSP646	B18B2
1.8L VTEC	7/93-9/01		PSR646	PSP656	B18C2
1.8L R	10/99-9/01		PSR646		B18C7
2.0L	9/01-05		PSR647	PSP647	K20A3
2.0L R	9/01-05		PSR647		K20A2
2.0L S	9/01-05		PSR647		K20Z1
<b>JAZZ</b>					
1.3L	10/02-05		PSR649		
1.5L	10/02-05		PSR649		
<b>LEGEND</b>					
ASK IF PIPES ARE 1 PUSH ON LOW PRESSURE AND 3 SCREW IN HIGH PRESSURE IF SO IT'S THIS RACK					
	5/86-12/87		PSR6570		
ASK IF PIPES ARE 4 SCREW IN HIGH PRESSURE IF SO IT'S THIS RACK					
	1/88-2/91		PSR657	PSP657	C27A1
3.2L V6	3/91-4/96		PSR658		C32A3
<b>MDX</b>					
3.5L V6	3/03-05		PSR661	PSP661	J35A5
<b>ODYSSEY</b>					
2.2L	6/95-3/00			PSP618	F22B6
2.3L	6/95-3/00			PSP658	F23A7
3.0L VIN-JHMR A88	3/00-5/04			PSP610	J30A3
2.4L VIN-JHMR B18	6/04-06		PSR650	PSP650	K24A6
<b>PRELUDE</b>					
1250mm OVERALL RACK LENGTH	1/86-10/87		PSR614		
2.0L 4WS FRONT RACK	10/87-11/91		PSR654	PSP654	B20A6
2WS	12/91-12/96		PSR622	PSP622	F22A1
2WS VTEC	12/91-12/96		PSR622	PSP622	H22A1
4WS FRONT RACK ELECTRONIC ASSIST	12/91-12/96		PSR655	PSP622	H23A1
2.2L	96-4/02		PSR656	PSP658	F22Z6
2.2L	96-4/02		PSR656	PSP658	H22A4
HYUNDAI					
DESCRIPTION	YEAR	MANUAL GEAR	POWER GEAR	PUMP	ENGINE CODE
<b>ACCENT</b>					
1.5L	7/00-3/03		PSR726	PSP719	
1.6L	3/03-06		PSR726	PSP719	
1.6L	5/06		PSR711		
<b>COUPE</b>					
FX 2.0L	8/96-8/99		PSR712	PSP731	G4GFS
SX 1.8L	8/96-8/99			PSP731	G4GMR
FX 2.0L	8/99-02			PSP731	G4GFS
SX 1.8L	8/99-02			PSP731	G4GMR

# LARGEST RANGE 100% GUARANTEED UNBEATABLE QUALITY

To order phone:  
**Marrickville** (02) 9565 2600  
**Chipping Norton** (02) 9754 2424  
**Canberra** (02) 6284 2665  
 Email: sales@activepowersteering.com.au

## HYUNDAI cont.

DESCRIPTION	YEAR	MANUAL GEAR	POWER GEAR	PUMP	ENGINE CODE
<b>ELANTRA</b>					
1.8L	11/00-9/03		PSR729	PSP731	G4GBX
2.0L	11/00-9/03		PSR729	PSP731	G4GCX
2.0L	9/03-8/06			PSP731	G4GCX
2.0L	8/06	MSR722			G4GC
<b>EXCEL</b>					
X1 1.5L	87-1/90	MSR511			G4AJ
X2 1.5L	2/90-10/94	MSR720	PSR720	PSP720	G4DJ
X3 1.5L SOHC PUMP WITH KEYWAY	10/94-00	MSR721	PSR721	PSP724 KEYWAY	G4EKR
X3 1.5L SOHC PUMP WITH SPLINE	10/94-00	MSR721	PSR721	PSP7240 SPLINE	G4EKR
X3 1.5L DOHC	10/94-00	MSR721	PSR721	PSP719	G4FKR
<b>GETZ</b>					
ALL MODELS	9/02-10/05		PSR730		G4EA1
ALL MODELS	10/05-		PSR7300		
<b>GRANDUER</b>					
3.0L V6	8/99-3/03		PSR728	PSP736	G6CTX
<b>i20</b>					
		MSR731			
<b>i30</b>					
	10/07-	MSR730			
<b>iLOAD</b>					
	2/08-		PSR7200	PSP741	
<b>iMAX</b>					
	2/08-		PSR7200	PSP741	
<b>iX35</b>					
	2/10-		PSR7330		
<b>LANTRA</b>					
1.6L	91-7/93		PSR723	PSP723	G4CRL
1.8L	91-7/93		PSR724	PSP723	G4CNM
1.8L	7/93-8/95		PSR724		G4CNM
1.8L VIN KMHKF31MPT	9/95-2/99		PSR731	PSP731	G4GMR
1.8L	3/99-00		PSR735	PSP731	
2.0L	3/99-00		PSR735	PSP731	G4GFV
<b>SANTA FE</b>					
FE 2.4L	00-5/06		PSR732	PSP733	G4DSX
2.7L V6	00-5/06		PSR732	PSP732	G6EAY
CM 2.7L V6	5/06 -		PSR7320	PSP739	G6AE5
CM 2.2L DIESEL	5/06 -		PSR7320		D4EB
<b>SONATA</b>					
2.4L VIN KMHAF??SPKU	2/89-10/91		PSR722	PSP722	G4CSK
3.0L V6 VIN KMHAF??SPKU	2/89-10/91		PSR722		G6AT
3.0L V6 VIN KMHAF??TPKU	10/91-10/93		PSR736		G6AT
2.0L KEYWAY PUMP VIN KMHDF	10/93-8/96		PSR727	PSP727	G4CCP
2.0L SPLINE PUMP VIN KMHDF	10/93-8/96		PSR727	PSP729	G4CCP
3.0L V6 KEYWAY VIN KMHDF	10/93-8/96		PSR727	PSP7270	G6AT
2.0L KEYWAY PUMP	8/96-5/98		PSR727	PSP727	G4CPS
2.0L SPLINE PUMP	8/96-5/98		PSR727	PSP729	G4CPS
3.0L V6	8/96-5/98		PSR727		G6ATS
2.0L SPLINE PUMP	5/98-10/01		PSR728	PSP735	G4JPV
2.5L V6	5/98-10/01		PSR728	PSP737	G6BVV NO SWITCH ON PUMP
2.5L V6	5/98-10/01		PSR728	PSP732	G6BVV PUMP HAS SWITCH
2.4L	10/01-6/05		PSR728	PSP733	G4JSY
2.7L V6	10/01-6/05		PSR728	PSP737	G6BVV NO SWITCH ON PUMP
2.7L V6	10/01-6/05		PSR728	PSP732	G6BAY PUMP HAS SWITCH
NF 2.4L	6/05-		PSR737		G4KC4
3.3L	6/05-		PSR737		G6DB4S

## HYUNDAI cont.

DESCRIPTION	YEAR	MANUAL GEAR	POWER GEAR	PUMP	ENGINE CODE
<b>TERRACAN</b>					
3.0L 4CYL DIESEL	11/01-05		PSB810		<b>J3</b>
3.5L V6 PETROL	11/01-05		PSB810		<b>G6CU</b>
<b>TIBURON</b>					
2.7L V6	3/02-05			PSP732	<b>G6BA1</b>
<b>TRAJET</b>					
	7/00-05		PSR710	PSP732	<b>G6BAX</b>
<b>TUCSON</b>					
2.7L V6	8/04-05		PSR733	PSP739	<b>G4CE</b>

## ISUZU

DESCRIPTION	YEAR	MANUAL GEAR	POWER GEAR	PUMP	ENGINE CODE
<b>DMAX</b>					
4WD	10/08-		PSR204 PSR203A		

## JAGUAR

DESCRIPTION	YEAR	MANUAL GEAR	POWER GEAR	PUMP	ENGINE CODE
<b>XJ6</b>					
SERIES 1 and SERIES 2 130mm PINION HOUSING 16mm ARMS	71-75		PSR902		
SERIES 2 and SERIES 3 80mm PINION HOUSING 16mm ARMS	75-79	Ask tie rod diameter	PSR905		
SERIES 3 80mm 14mm	79-87	Ask tie rod diameter	PSR900		
XJ40 SOVEREIGN	87-94		PSR914	PSP914	
<b>X SERIES</b>					
XJS HAS SHORT PINION 16mm	76-9/82		PSR905		
XJS HE	10/82-2/92		PSR901		

## JEEP

DESCRIPTION	YEAR	MANUAL GEAR	POWER GEAR	PUMP	ENGINE CODE
<b>CHEROKEE</b>					
4.0L	94-8/98		PSB111	PSP111	258A ON PULLEY
4.0L	94-8/98		PSB111	PSP1112	085 ON PULLEY
4.0L	8/97-9/01		PSB111	PSP111	258A ON PULLEY
4.0L	8/97-9/01		PSB111	PSP1112	085 ON PULLEY
2.5L DIESEL	8/97-9/01		PSB111		
KJ	9/01-04		PSR1111	PSP110	
KJ	04-		PSR1112	PSP110	
<b>GRAND CHEROKEE</b>					
4.0L	4/96-5/99		PSB111	PSP111	508MX 258A ON PULLEY
WG 2.7L DIESEL	6/99-6/05		PSB1111		
WG 4.0L V6	6/99-6/05		PSB1111	PSP1111	ASK IF PUMP RUNS FAN AND STEERING
WG 4.0L V8	6/99-6/05		PSB1111	PSP1111	ASK IF PUMP RUNS FAN AND STEERING
WH 3.0L DIESEL	6/05-		PSR1113		
WH 4.7L V8	6/05-		PSR1113		
WH 5.7L V8	6/05-		PSR1113		
<b>WRANGLER</b>					
4.0L V6	96-03		PSB111		<b>VP</b>
	03-05		PSB1112		<b>VP</b>
WK	2/07 -		PSB1113		<b>VP</b>

## KIA

DESCRIPTION	YEAR	MANUAL GEAR	POWER GEAR	PUMP	ENGINE CODE
<b>CARNIVAL &amp; GRAND CARNIVAL</b>					
2.5L	8/99-12/01		PSR913	PSP913	<b>K5</b>
2.5L	12/01-2/07		PSR912	PSP913	<b>K5</b>
VQ 2.7L	1/06-		PSR910	PSP912	<b>G6EA</b>
VQ 3.8L	1/06-		PSR910	PSP912	<b>G6DA</b>

CARNIVAL YEAR MODELS OVERLAP. BE SURE TO GET ALL THE DETAILS.

# LARGEST RANGE 100% GUARANTEED UNBEATABLE QUALITY

To order phone:  
**Marrickville** (02) 9565 2600  
**Chipping Norton** (02) 9754 2424  
**Canberra** (02) 6284 2665  
 Email: sales@activepowersteering.com.au

## KIA cont.


DESCRIPTION	YEAR	MANUAL GEAR	POWER GEAR	PUMP	ENGINE CODE
<b>CERATO</b>					
2.0L	6/04-		PSR876	PSP876	G4GC
<b>MENTOR SHUMA*</b>					
	5/01-			PSP872	
<b>MENTOR</b>					
1.5L 1120mm PSR	12/96-4/98		PSR870	PSP870	B5
1.5L 1145mm PSR	5/98-5/01		PSR875	PSP8700	BF
1.8L 1145mm PSR	5/98-5/01		PSR875	PSP8700	TE
<b>OPTIMA</b>					
2.5L	01-06		PSR728	PSP732	G6BV
2.7L	01-06		PSR728	PSP732	G6BA
<b>PREGIO</b>					
2.7L DIESEL	02-05		PSR873		
<b>RIO</b>					
1.5L	00-5/05		PSR871	PSP871	A5D
1.6L	5/05-		PSR869	PSP869	G4ED
<b>SORENTO</b>					
3.5L V6	2/02-06		PSR874	PSP874	
V6	07		PSR8740		
<b>SPECTRA</b>					
1.8L	6/01-3/04		PSR872		TE
<b>SPORTAGE</b>					
2.0L	96-4/00		PSB820		FE
2.0L	4/00-3/04		PSB820		FE
2.7L V6	4/05-		PSR7330		

## LAND ROVER

DESCRIPTION	YEAR	MANUAL GEAR	POWER GEAR	PUMP	ENGINE CODE
<b>DEFENDER</b>					
2.4L DIESEL	92-99		PSB935		
2.5L DIESEL	99-05		PSB935		
<b>DISCOVERY</b>					
	89-		PSB934		
3.5L	91-94		PSB935		
3.9L	91-94		PSB935		
2.5L DIESEL	91-94		PSB935		
3.9L	94-97		PSB935		22D
2.5L DIESEL TURBO	94-97		PSB935	PSP944	12L
3.9L	97-99		PSB935		
2.5L DIESEL TURBO	97-99		PSB935	PSP944	
<b>DISCOVERY 2</b>					
4.0L	99-02		PSB936		
2.5L DIESEL	99-02		PSB936		
4.0L	02-04		PSB936		
2.5L DIESEL	02-04		PSB936		
<b>DISCOVERY 3</b>					
2.7L V6	04-05		PSR938		
4.0L V6	04-05		PSR938		
4.4L V8	04-05		PSR938		
<b>DISCOVERY 4</b>					
	04-05		PSR951		
<b>FREELANDER</b>					
1.8L	98-11/00		PSR935		
2.0L DIESEL	98-11/00		PSR935		
2.5L V6	11/00-07		PSR936		
2.0L DIESEL	11/00-07		PSR936		
FREELANDER 2	6/07 -		PSR950		

LEXUS					
DESCRIPTION	YEAR	MANUAL GEAR	POWER GEAR	PUMP	ENGINE CODE
<b>ES300 10 SERIES</b>					
3.0L V6 PSR WITH SWITCH	92-96		PSR859	PSP860	1MZ-FE
3.0L V6 PSR WITHOUT SWITCH	92-96		PSR8590	PSP860	1MZ-FE
<b>ES300 20 SERIES</b>					
3.0L V6	96-10/01		PSR300	PSP312	2JZ
<b>ES300 30 SERIES</b>					
3.0L V6	10/01-05		PSR299	PSP312	1MZ-FE
<b>GS300</b>					
NON SPEED SENSITIVE	97-05		PSR865		2JZ
<b>IS200</b>					
2.0L	99-05		PSR863	PSP862	1GFE
<b>IS300</b>					
3.0L	99-05		PSR863		2JZ-GE
<b>LS400</b>					
4.0L V8 RACK HAS DAMPER - ALLOY PUMP WITH SWITCH	90-94		PSR861	PSP861	1UZ
4.0L V8 HAS ALLOY PUMP WITH SWITCH	94-11/97		PSR862	PSP861	1UZ
4.0L V8 HAS ALLOY PUMP WITH SWITCH	12/97-11/00		PSR8620	PSP326	1UZ
<b>LX470</b>					
UZJ100R 4.7L V8 VIN-JT711	98-9/02		PSR362 PSR362A	PSP327	2UZ
UZJ100R 4.7L V8 VIN-JTJHT	9/02-05		PSR367 PSR367A	PSP324	2UZ
<b>RX330</b>					
3.3L V6	4/03-06		PSR360	PSP312	3MZ-FE
<b>RX350</b>					
3.5L	3/06-08		PSR3600	PSP342	2GR-FE
<b>SC400 / SOARER V6</b>					
HAS ALLOY PUMP WITHOUT SWITCH. SWITCH IS IN THE LINE. PSR HOUSING DIAMETER IS 50mm WITH WING MOUNTS			PSR864	PSP865	
<b>SC400 / SOARER V8</b>					
HAS ALLOY PUMP WITHOUT SWITCH. SWITCH IS IN THE LINE. PSR HOUSING DIAMETER IS 50mm WITH WING MOUNTS			PSR864	PSP864	
<b>SC430</b>					
4.3L V8	10/01-08			PSP863	3UZ-FE

## MAZDA

DESCRIPTION	YEAR	MANUAL GEAR	POWER GEAR	PUMP	ENGINE CODE
<b>121</b>					
DA	3/87-12/90	MSR768			B3
DB 1.3L	12/90-98	MSR769	PSR768 (BANJO & OLIVE HOSES)	PSP703	B3
DB 1.5L POWER RACKS HAVE DIFFERENT HOSE TYPES	12/92-98	MSR769	PSR705 (ONE FLARED & ONE O'RING HOSE) PSR706 (TWO O'RING HOSES)	PSP703	B5
<b>121 METRO</b>					
DW 1.3L / 1.5L	96-02		PSR705	PSP705	B3 / B5
<b>2</b>					
1.5L	02-05		PSR745 HYDRAULIC RACK	PSP747	
1.5L	02-05		PSR7450 ELECTRIC RACK		
<b>3</b>					
2.0L WITH SWITCH ON PSR VIN - JM0BK10	04-5/09		PSR700	PSP701 - 3 GREY PLUGS	

# LARGEST RANGE 100% GUARANTEED UNBEATABLE QUALITY

To order phone:  
**Marrickville** (02) 9565 2600  
**Chipping Norton** (02) 9754 2424  
**Canberra** (02) 6284 2665  
 Email: sales@activepowersteering.com.au

## MAZDA cont.

DESCRIPTION	YEAR	MANUAL GEAR	POWER GEAR	PUMP	ENGINE CODE
<b>3 cont.</b>					
2.0L WITH SWITCH ON PSR VIN - JM0BK10	04-5/09		PSR700	PSP7011 - 3 BLACK PLUGS	
2.0L WITHOUT SWITCH ON PSR VIN - JM0BK10	04-5/09		PSR701	PSP7010	
2.3L WITH SWITCH ON PSR VIN - JM0BK10	04-5/09		PSR700	PSP701 - 3 GREY PLUGS	
2.3L WITH SWITCH ON PSR VIN - JM0BK10	04-5/09		PSR700	PSP7011 - 3 BLACK PLUGS	
2.3L WITHOUT SWITCH ON PSR VIN - JM0BK10	04-5/09		PSR701	PSP7010	
ALL MODELS VIN - JM0BL10	5/09-		PSR7010		
<b>323</b>					
BD SAME AS KA-KB LASER CAN BE DIAMOND OR HEX IN MANUAL	80-85	MSR701 MSR702			
BF SAME AS KC LASER	85-4/87	MSR710	PSR708		
BF SAME AS KE LASER	4/87-12/89	MSR710	PSR708		
BG 1.6L & 1.8L SAME AS KF LASER	12/89-5/98	MSR714	PSR716	PSP716	B6/BP
<b>323 PROTEGE</b>					
BA 323 PROTÉGÉ ID NUMBER ON RACK HOUSING 00141	7/94-98		PSR718	PSP718	B6/BP
BA 323 PROTÉGÉ 1.6& 1.8L ID NUMBER ON RACK HOUSING 00154	7/94-98		PSR719	PSP718	B6/BP
BA 323 PROTÉGÉ 1.6 & 1.8L ID NUMBER ON RACK HOUSING 00155	7/94-98		PSR715	PSP718	B6/BP
BA 6 CYL 1.6 & 1.8L ID NUMBER ON RACK HOUSING 00142	7/94-98		PSR760	PSP718	B6/BP
BG 1.8L	9/98-6/02		PSR110	PSP760	FP
BJ 1.6L	9/98-6/02		PSR110	PSP715	ZM
BJ 2.0L	9/98-6/02		PSR110	PSP760	FS
BJ 1.8L	6/02-03		PSR110	PSP760	FP
BJ 2.0L	6/02-03		PSR110	PSP760	FS
<b>6</b>					
2.3L	8/02-05		PSR749	PSP749	L3
<b>626</b>					
GC	83-10/87	MSR732	PSR734	PSP734	
GD 2WS	11/87-12/91		PSR742	PSP742	
GD TURBO	11/87-10/91		PSR743	PSP742	
GV STATION WAGON	1/92-10/97		PSR742	PSP742	
GE 2WS 2.0L & 2.2L	1/92-8/97		PSR744	PSP744	
GE 4WS FRONT RACK 2.5L V6	1/92-8/97		PSR746	PSP746	
GE 4WS REAR RACK	1/92-8/97		PSR747		
GF SEDAN 2.0L	8/97-8/02	11mm	PSR738	PSP760	
GW WAGON 2.0L	1/98-8/02	13mm	PSR748		
DIFFERENCE IN GF / GW RACKS IS ONE HAS 11mm THE OTHER HAS 13mm MOUNTING HOLE DIAMETER ON RACK					
<b>929</b>					
HB	8/81-4/87	MSR751		PSP753	
HD-HE 4WS FRONT	7/91-12/97		PSR763		
<b>ASTINA</b>					
BA SOHC 1.8L	10/89-6/94		PSR716	PSP716	
BA DOHC 1.8L	7/94-5/98		SEE BELOW	PSP718	BP
BA DOHC 2.0L			SEE BELOW	PSP744	KF
BA 1.8L & 2.0L DOHC 7/94-5/98 CAN HAVE PSR 715-718-719-760 IN THE CAR CHECK AGAINST ID NUMBER ON RACK AS LISTED BELOW					

## MAZDA cont.

DESCRIPTION	YEAR	MANUAL GEAR	POWER GEAR	PUMP	ENGINE CODE
<b>ASTINA cont.</b>					
ID NUMBER ON RACK HOUSING 00141	7/94-5/98		PSR718		
ID NUMBER ON RACK HOUSING 00154	7/94-5/98		PSR719		
ID NUMBER ON RACK HOUSING 00155	7/94-5/98		PSR715		
ID NUMBER ON RACK HOUSING 00142	7/94-98		PSR760		
<b>BJ 1.6L</b>	98-02		PSR110	PSP715	<b>ZM</b>
<b>BJ 1.8L</b>			PSR110	PSP760	<b>FP</b>
<b>BJ 2.0L</b>			PSR110	PSP760	<b>FS</b>
<b>BT50</b>					
	12/06-		PSB1045		
<b>CX7</b>					
<b>2.3L</b>	11/06		PSR707	PSP749	
<b>CX9</b>					
<b>3.8L</b>	12/07		PSR702	PSP702	
<b>MPV</b>					
<b>LV 3.0L V6</b>	9/93-3/96		PSR752	PSP752	<b>JE</b>
<b>LV</b>	4/96-6/99		PSR752	PSP752	<b>JE</b>
<b>LW 2.5L</b>	8/99-05		PSR751	PSP751	<b>GY</b>
<b>LW 3.0L</b>	8/99-05		PSR751		<b>AJ</b>
<b>MX5</b>					
<b>1.6L</b>	89-12/97			PSP754	<b>B6</b>
<b>1.8L</b>	11/00-9/05		PSR755		<b>BP</b>
<b>MX6</b>					
<b>GD 2WS</b>	2/89-10/91		PSR742	PSP742	<b>F2</b>
<b>GE 2WS</b>	11/91-97		PSR744	PSP744	<b>KL</b>
<b>GE 4WS FRONT</b>			PSR746	PSP746	<b>KL</b>
<b>BRAVO</b>					
	up to 99		PSB1050	PSP761	
	99-06		PSB1051	PSP761	KEYWAY SHAFT
<b>E SERIES</b>					
	5/84-1/97	MSR101	PSR101		
<b>PREMACY</b>					
<b>1.8L</b>	2/00-			PSP760	<b>FP</b>
<b>2.0L</b>	2/00-			PSP760	<b>FS</b>
<b>RX7</b>					
<b>SERIES 4-5</b>	86-92		PSR850	PSP850	
<b>TRIBUTE</b>					
<b>Y11 2.0L</b>	3/01-1/04		PSR762	PSP764	<b>YF</b>
<b>Y11 3.0L</b>	3/01-1/04		PSR762	PSP762	<b>AJ</b>
<b>Y41 2.3L</b>	1/04-6/06		PSR769	PSP765	<b>L3</b>
<b>Y41 3.0L</b>	1/04-6/06		PSR769	PSP762	<b>AJ</b>

## MERCEDES

DESCRIPTION	YEAR	MANUAL GEAR	POWER GEAR	PUMP	ENGINE CODE
<b>A CLASS W168 CHASSIS</b>					
<b>A140 1.4L</b>	98-7/01		PSR830		
<b>A160 1.6L</b>	98-7/01		PSR830		
<b>A190 1.9L</b>	98-7/01		PSR830		
<b>A160 1.6L</b>	7/01-4/05		PSR830		
<b>A190 1.9L</b>	7/01-4/05		PSR830		
<b>A CLASS W169 CHASSIS</b>					
<b>A150 1.5L</b>	4/05-		PSR8300		
<b>A170 1.7L</b>	4/05-		PSR8300		
<b>A200 2.0L</b>	4/05-		PSR8300		
<b>A200 2.0L TURBO</b>	4/05-		PSR8300		
<b>B CLASS 245 CHASSIS</b>					
<b>2.0L</b>	4/05-		PSR8300		
<b>2.0L TURBO</b>	4/05-		PSR8300		



# LARGEST RANGE 100% GUARANTEED UNBEATABLE QUALITY

To order phone:  
**Marrickville (02) 9565 2600**  
**Chipping Norton (02) 9754 2424**  
**Canberra (02) 6284 2665**  
 Email: sales@activepowersteering.com.au

## MERCEDES cont.

DESCRIPTION	YEAR	MANUAL GEAR	POWER GEAR	PUMP	ENGINE CODE
<b>C CLASS 203 CHASSIS</b>					
C180	01-06		PSR839		
C200	01-06		PSR839		
C2020DI	01-06		PSR839		
C240	01-06		PSR839		
C320	01-06		PSR839		
<b>E CLASS W210 CHASSIS</b>					
E230	96-03		PSR832	PSP829	
E240	96-03		PSR832	PSP833A / PSP833N	
E280	96-03		PSR832	PSP833A / PSP833N	
E320	96-03		PSR832	PSP833A / PSP833N	
E360	96-03		PSR832	PSP833A / PSP833N	
E430	96-03			PSP833A / PSP833N	
E55	96-03			PSP833A / PSP833N	
<b>E CLASS W211 CHASSIS</b>					
E240	8/02-05			PSP833A / PSP833N	
E320	8/02-05			PSP833A / PSP833N	
E500	8/02-05			PSP833N	
E55 AMG	8/02-05			PSP833N	
<b>MB VAN</b>					
2.3L DIESEL	99-05		PSR831		
2.3L PETROL	99-05		PSR831		
2.9L DIESEL	99-05		PSR831		
<b>ML SERIES 4WD 163 CHASSIS</b>					
ML320	98-05		PSR8360	PSP833N / PSP833A	
ML270 2.7L DIESEL	98-05		PSR8360	PSP8330	
ML350	5/03-05		PSR8360	PSP8332N / PSP8332A	PULLEY BOLTS TO HUB
ML430 4.3L	98-05		PSR8360	PSP833N / PSP833A	
ML500 5.0L	98-05		PSR8360	PSP833N	
ML55 AMG 5.4L	98-05		PSR8360		
3.8L	98-05		PSR8360		
<b>ML SERIES 4WD W164 CHASSIS</b>					
ML320	9/05-		PSR8361	PSP8331A / PSP8331N	
ML350	9/05-		PSR8361	PSP8331A / PSP8331N	
ML500	9/05-		PSR8361	PSP8331N	
<b>S CLASS W140 CHASSIS</b>					
	92-99		PSB801		
<b>SPRINTER</b>					
2.2L DIESEL	00-05		PSR835	PSP835A	
2.8L DIESEL WDB903	00-05		PSR835	PSP8350A	
2.7L DIESEL	00-05		PSR835		
<b>VITO W638</b>					
113 2.0L	3/97-7/03		PSR836		
114 2.3L	3/97-7/03		PSR836	PSP829	
108 CDi 2.2L	3/99-7/03		PSR836		
108D 2.3L	3/97-7/03		PSR836	PSP8350	
110D 2.3L	3/97-7/03		PSR836		
112 CDi 2.2L	3/99-7/03		PSR836		



MITSUBISHI					
DESCRIPTION	YEAR	MANUAL GEAR	POWER GEAR	PUMP	ENGINE CODE
<b>380</b>					
3.8L V6	10/05-		PSR553	PSP553	6G75
<b>CHALLENGER</b>					
3.0L V6	3/98-05		PSB582	PSP581	PSP581 BANJO ORING HIGH PRESSURE 
3.0L V6	3/98-05		PSB582	PSP582	PSP582 BANJO WASHER HIGH PRESSURE HOSE 
<b>COLT RA-RE</b>					
	78-90	MSR511			
Z2 1.5L	8/04-6/06		PSR511		
<b>CORDIA</b>					
AA-AB-AC	4/83-7/89	MSR563	PSR565	PSP565	
<b>EXPRESS</b>					
SF-SG 2.0L 2WD	10/86-9/91		PSR530		
SF-SG 2.4L 2WD	10/86-9/91		PSR530		
SF-SG 2.5L 2WD	10/86-9/91		PSR530		
SH-SJ 2.0L 2WD	9/91-05		PSR530		
SH-SJ 2.4L 2WD	9/91-05		PSR530		
<b>FTO</b>					
			PSR575		
<b>GALANT</b>					
HG-HH 2.0L SOHC			PSR590		
HG-HH 2.0L DOHC			PSR590		
HJ 4CYL 2.0L	4/93-96		PSR592		4G63
HJ V6 3.0L	4/93-96		PSR580		6A12
<b>GRANDIS</b>					
2.4L			PSR598		4G69
<b>L300</b>					
	10/86-10/00	MSR530			
<b>LANCER</b>					
CA-CB COUPE - 1.5L (EXCEPT HATCH)	9/88-9/92	MSR590	PSR590		4G15
CA-CB COUPE - 1.6L (EXCEPT HATCH)	9/88-9/92	MSR590	PSR590		4G61
CA-CB-CC HATCHBACK 1.5L NOT THE SAME AS THE COUPE-SEDAN OR WAGON	9/88-9/92	MSR590	PSR593		4G15
CA-CB-CC HATCHBACK 1.6L NOT THE SAME AS THE COUPE-SEDAN OR WAGON	9/88-9/92	MSR590	PSR593		4G61
CC 1.5L (EXCEPT HATCH)	9/92-7/96	MSR556	PSR592		4G15
CC 1.6L (EXCEPT HATCH)	9/92-7/96	MSR556	PSR592		4G92
CC 1.8L (EXCEPT HATCH)	9/92-7/96	MSR556	PSR592		4G93
CE 1.5L	96-8/04	MSR556	PSR592		
CE 1.6L	96-8/04	MSR556	PSR592		
CE 1.8L	96-00	MSR556	PSR592		
CE 1.8L	00-04	MSR556	PSR592		
CG 2.0L	7/02-8/03	44mm TUBE	PSR594		
CH 2.0L	7/03-8/05	44mm TUBE	PSR594		
CS 2.0L	8/05-08	44mm TUBE	PSR594		
CS 2.4L	8/05-08	44mm TUBE	PSR594	PSP593	
CJ	10/07		PSR596		

# LARGEST RANGE 100% GUARANTEED UNBEATABLE QUALITY

To order phone:  
**Marrickville (02) 9565 2600**  
**Chipping Norton (02) 9754 2424**  
**Canberra (02) 6284 2665**  
 Email: sales@activepowersteering.com.au

## MITSUBISHI cont.

DESCRIPTION	YEAR	MANUAL GEAR	POWER GEAR	PUMP	ENGINE CODE
<b>MAGNA / VERADA</b>					
TM-TN-TP SEDAN & WAGON	85-92	MSR552	PSR555	PSP555	
TR-TS 2.6L 4 CYL	3/91-3/97		PSR557	PSP558	
TR -TS 3.0L V6	3/91-3/97		PSR557	PSP559	
TE-TF 2.4L 4 CYL	96-3/99		PSR560	PSP560	
TE-TF 3.0L & 3.5L V6	96-3/99		PSR560	PSP561	
TH 3.0L & 3.5L V6			PSR560	PSP561	
TJ 2WD 3.0L & 3.5L V6	8/00-6/03		PSR560	PSP561	
TJ AWD	1/03-8/03		PSR561	PSP561	
TL 2WD 3.5L V6	6/03-10/04		PSR560	PSP561	
TL AWD 3.5L V6	8/03-10/04		PSR561	PSP561	
TW 2WD	10/04-9/05		PSR560	PSP561	
TW AWD	10/04-9/05		PSR561	PSP561	
<b>MIRAGE</b>					
1.5L	96-05	MSR556	PSR592		4G15
<b>NIMBUS</b>					
UB-UC 1.8L	85-92	MSR563	PSR565		
UB-UC 2.0L	85-92	MSR563	PSR565		
UF 2.4L	1/92-11/98		PSR574	PSP574	4G64
UG 2.3L	11/98-03		PSR573	PSP573	4G64
<b>OUTLANDER</b>					
	1/03-11/06		PSR585	PSP585	4G64
	1/03-11/06		PSR585	PSP585	4G69
<b>PAJERO</b>					
IO 1.6L	3/90-7/03		PSR577		4G18
IO 1.8L	3/90-7/03		PSR577		4G93
IO 2.0L	3/90-7/03		PSR577		4G94
NB-NC-ND-NE-NF 2.5L TURBO DIESEL	83-8/89		PSB530		4D56
NB-NC-ND-NE-NF 2.6L PETROL	83-8/89		PSB530		4G54
NB-NC-ND-NE-NF 3.0L V6 PETROL	83-8/89		PSB530		6G72
NG 2.5L TURBO DIESEL	9/89-5/91		PSB527		4D56
NG 2.6L PETROL	9/89-5/91		PSB527		4G54
NG 3.0L V6 PETROL	9/89-5/91		PSB527		6G72
NH 2.5L TURBO DIESEL	5/91-12/93		PSB529		4D56
NH 2.6L PETROL	5/91-12/93		PSB529		4G54
NH 3.0L V6 PETROL	5/91-12/93		PSB529	PSP538	6G72 WITHOUT SWITCH ON PUMP
NH 3.0L V6 PETROL	5/91-12/93		PSB529	PSP538	6G72 WITH SWITCH ON PUMP
NJ 2.8L DIESEL	5/93-10/96		PSB529		4M40
NJ 3.0L V6 PETROL	5/93-10/96		PSB529	PSP541	6G72 WITHOUT SWITCH ON PUMP
NJ 3.0L V6 PETROL	5/93-10/96		PSB529	PSP542	6G72 WITH SWITCH ON PUMP
NJ 3.5L V6 PETROL	5/93-10/96		PSB529		6G74
NK 2.8L DIESEL	5/93-10/96		PSB529		4M40
NK 3.0L V6 PETROL	5/93-10/96		PSB529		6G72
NK 3.5L V6 PETROL	5/93-10/96		PSB529		6G74
NL 2.8L DIESEL	9/97-6/00		PSB528	PSP5390	4M40
NL 3.5L V6 PETROL	9/97-6/00		PSB528	PSP539	6G74
NM 2.8L DIESEL	5/00-11/02		PSR576		4M40
NM 3.2L DIESEL	5/00-11/02		PSR576		4M41
NM 3.5L V6 PETROL	5/00-11/02		PSR576	PSP5760	6G74
NP 3.2L DIESEL	11/02-		PSR576		4M41
NP 3.5L V6 PETROL	11/02-11/06		PSR576	PSP5760	6G74
NP 3.8L V6 PETROL	11/02-11/06		PSR576		6G75
NS 3.2L DIESEL	11/06-		PSR5760		4M41
NS 3.8L V6 PETROL	11/06-		PSR5760		6G75
<b>SIGMA</b>					
	78-85	MSB520	PSB521	PSP521	

## MITSUBISHI cont.

DESCRIPTION	YEAR	MANUAL GEAR	POWER GEAR	PUMP	ENGINE CODE
<b>STARION</b>					
	82-87	MSB520	PSB521	PSP521	
<b>STARWAGON</b>					
SF-SG 2WD 2.5L DIESEL	86-91		PSR530		
SF-SG 2.0L 2WD	86-91		PSR530		
SF-SG 2.4L 2WD	86-91		PSR530		
SH-SJ 2.5L 2WD DIESEL	91-05		PSR531		
SH-SJ 2.0L 2WD	91-05		PSR531		
SH-SJ 2.4L 2WD	91-05		PSR531		
SH-SJ 2.5L DIESEL	91-05		PSR531		
WA 2.4L	10/94-05		PSR5310		
<b>TRITON</b>					
ME-MF-MG-MH-MJ 2WD	86-10/96		PSB532		
ME-MF-MG-MH-MJ 4WD	86-10/96		PSB533		
MK 2.4L PETROL 2WD	96-7/06		PSB534		4G64
MK 2.4L PETROL 4WD	96-7/06		PSB535		4G64
MK 2.8L DIESEL 2WD	96-7/06		PSB534		4M40
MK 2.8L DIESEL 4WD	96-7/06		PSB535		4M40
MK 3.0L V6 PETROL 2WD	96-7/06		PSB534	PSP533	6G72
MK 3.0L V6 PETROL 4WD	96-7/06		PSB535	PSP533	6G72
ML 3.5L V6 PETROL	7/06-		PSR597		6G74
ML 3.2L DIESEL	7/06-		PSR597		4M41




## NISSAN





DESCRIPTION	YEAR	MANUAL GEAR	POWER GEAR	PUMP	ENGINE CODE
<b>180SX</b>					
S13 2WS			PSR467		
<b>200SX</b>					
S14 2.0L	10/94-10/00		PSR492	PSP492	SR20
S15 2.0L	11/00-3/03		PSR494		SR20DET
<b>300ZX</b>					
Z32 3.0L V6	89-96		PSR481	PSP481	VG30DE
PUMP IS TWIN PUMP	96-		PSR481	PSP479	
ASK IF RACK HAS A SOLENOID IF IT HAS IT IS PSR481					
<b>BLUEBIRD</b>					
SERIES 1-2-3	81-86	MSR410			
U13 2.4L	9/93-9/97		PSR482	PSP482	KA24
<b>DUALIS</b>					
J10	08-	MSR492			
<b>EXA</b>					
N12	83-87	MSR458			
N13 1.6L & 1.8L	2/87-10/91		PSR465	PSP466	
<b>MAXIMA</b>					
J30 3.0L V6	5/90-2/95		PSR483	PSP483	VG30
A32 3.0L V6 1210mm PSR	2/95-12/99		PSR4770	PSP484	VQ30
A32 3.0L V6 1210mm PSR WITH SWITCH	2/95-12/99		PSR4841	PSP484	VQ30
A32 3.0L V6 1230mm PSR WITHOUT SWITCH	2/95-12/99		PSR477	PSP484	VQ30
A32 3.0L V6 1230mm PSR WITH SWITCH	2/95-12/99		PSR484	PSP484	VQ30
A33 3.0L V6	99-03		PSR4840	PSP484	VQ30
J31 3.5L V6	12/03-06		PSR4842	PSP485	VQ35DE
<b>MICRA</b>					
K11 1.3L	7/95-3/98	MSR490			CG13
K12	12/07 -	MSR493			
<b>MURANO</b>					
Z50 3.5L V6			PSR4848	PSP485	VQ35
<b>NAVARA</b>					
D21 4WD	9/85-7/90		PSB4080		
D21 2WD	88-92		PSB407		
D21 2.0L 2WD	88-92		PSB407		Z20
D21 2.4L 2WD	88-92		PSB407		Z24
D21 2.5L DIESEL 2WD	88-92		PSB407		TD25

# LARGEST RANGE 100% GUARANTEED UNBEATABLE QUALITY

To order phone:  
**Marrickville (02) 9565 2600**  
**Chipping Norton (02) 9754 2424**  
**Canberra (02) 6284 2665**  
 Email: sales@activepowersteering.com.au

## NISSAN cont.

DESCRIPTION	YEAR	MANUAL GEAR	POWER GEAR	PUMP	ENGINE CODE
<b>NAVARA cont.</b>					
D21 2.7L 2WD	88-92		PSB407	PSP4010	TD27
D21 2.4L 4WD	88-5/92		PSB401		Z24
D21 2.7L 4WD DIESEL	88-5/92		PSB401	PSP4010	TD27
D21 2.0L 2WD	6/92-2/97		PSB407		Z20
D21 2.4L 2WD	6/92-2/97		PSB407		KA24
D21 3.0L V6 2WD	6/92-2/97		PSB407		VG30
D21 2.7L DIESEL 2WD	6/92-2/97		PSB407	PSP4010	TD27
D21 2.4L 4WD	6/92-2/97		PSB401		Z24
D21 2.7L 4WD DIESEL	6/92-2/97		PSB401	PSP4010	TD27
D22 2.4L 2WD	4/97-11/01		PSB401		KA24
D22 3.0L V6 2WD	4/97-11/01		PSB401		VG30
D22 2.7L DIESEL 2WD	6/92-2/97		PSB401		TD27
D22 2.4L 4WD	4/97-11/01		PSB401		KA24
D22 3.0L V6 4WD	4/97-11/01		PSB401		VG30
D22 3.2L DIESEL 4WD	6/92-2/97		PSB401		QD32
D22 2.4L 2WD	12/01-05		PSB401		KA24DE
D22 3.0L V6 4WD	12/01-05		PSB401		VG30
D22 3.0L 4WD	12/01-05		PSB401		VG30
D22 3.3L V6 4WD	12/01-05		PSB401		VG33
D22 3.0L TURBO DIESEL 4WD	12/01-05		PSB401		ZD
D40 4.0L V6 2WD	12/05-			PSP468	VQ40
D40 4.0L V6 4WD	12/05-			PSP468	VQ40
D40 2.5L TURBO DIESEL 4WD	12/05-			PSP467	YD25
<b>NOMAD</b>					
C22 2.4L	1/87-9/92		PSB1320	PSP1320	Z24
<b>NX COUPE</b>					
B13 2.0L	10/91-5/95		PSR463	PSP462	SR20
<b>PATHFINDER</b>					
WD21 3.0L	9/92-10/95			PSP470	VG30
R50 3.3L	11/95-11/01		PSR470	PSP471	VG33E
R50 3.3L	11/01-7/05		PSR470	PSP471	VG33E
R51 V6 4.0L	7/05-			PSP468	VQ40
2.5L TURBO DIESEL	7/05-			PSP467	YD25
<b>PATROL</b>					
MQ				PSP400	
Y60 GQ 3.0L	2/88-10/91		PSB402	PSP420	RB30
Y60 GQ 4.2L	2/88-10/91		PSB402	PSP4020	<b>TB42 -carby</b> 1 HOLE BACK PLATE 
Y60 GQ 4.2L DIESEL	2/88-10/91		PSB402	PSP4080	<b>TB42 -carby</b> 1 HOLE BACK PLATE 
Y60 GQ 3.0L	10/91-8/93		PSB406	PSP420	RB30
Y60 GQ 4.2L	10/91-8/93		PSB406	PSP4020	<b>TB42 -carby</b> 1 HOLE BACK PLATE 

NISSAN cont.					
DESCRIPTION	YEAR	MANUAL GEAR	POWER GEAR	PUMP	ENGINE CODE
<b>PATROL cont.</b>					
Y60 GQ 4.2L DIESEL	10/91-8/93		PSB406	PSP408	<b>TD42</b> 2 HOLE BACK PLATE 
Y60 GQ2 4.2L PETROL	8/93-12/97		PSB404	PSP4020	<b>TB42 -carby</b> 1 HOLE BACK PLATE 
Y60 GQ2 4.2L EFI PETROL	8/93-12/97		PSB404	PSP402	<b>TD42</b> 2 HOLE BACK PLATE 
Y60 GQ2 2.8L TD	8/93-12/97		PSB404	PSP4021	<b>RD28T</b>
Y60 GQ2 4.2L DIESEL	8/93-12/97		PSB404	PSP408	<b>TD42</b> 2 HOLE BACK PLATE 
Y60 GQ2 3.0L PETROL	8/93-12/97		PSB404	PSP420	<b>RB30</b>
Y61 GU 4.5L PETROL	12/97-10/01		PSB403	PSP403	<b>TB45</b>
Y61 GU 2.8L DIESEL	12/97-10/01		PSB403		<b>RD28</b>
Y61 GU 4.2L DIESEL	12/97-10/01		PSB403	PSP4081	<b>TD42</b>
Y61 GU 4.2L TD	12/97-10/01		PSB403	PSP4081	<b>TD42T</b>
Y61 GU 4.2L TD	03-		PSB403	PSP4081	<b>TD42I</b>
Y61 GU2	4/00-10/01		PSB403		<b>ZD30</b>
Y61 GU2 3.0L	10/01-05		PSB403		<b>ZD</b>
Y61 GU2 4.8L	10/01-05		PSB403		<b>TB48E</b>
Y61 GU2 4.2L DIESEL	10/01-05		PSB403	PSP4081	<b>TD42</b>
<b>PINTARA</b>					
R31 2.0L JAP REAR WHEEL DRIVE	6/84-10/90	MSR422	PSR462	PSP420	<b>CA20</b>
R31 2.0L TRW REAR WHEEL DRIVE	6/84-10/90	MSR422	PSR425	PSP420	<b>CA20</b>
U12 FRONT WHEEL DRIVE 2.0L	11/89-	MSR182	PSR180	PSP429	<b>CA20</b>
U12 FRONT WHEEL DRIVE 2.4L	5/90-10/92	MSR182	PSR180	PSP430	<b>KA24</b>
<b>PULSAR</b>					
N10	80-82	MSR451			
JAPANESE RACK N12	82-5/87	MSR453			
<b>JAPANESE RACK N13</b> 20mm FITS NON ADJUSTABLE STEERING COLUMN ON MSR PSR HAS BANJO FITTING NEAR HEAD 12mm TIE RODS	5/87-3/88	MSR457	PSR466	PSP458	
<b>JAPANESE RACK N13</b> 40mm FITS ADJUSTABLE STEERING COLUMN ON MSR PSR HAS BANJO FITTING NEAR HEAD 12mm TIE RODS	5/87-3/88	MSR277	PSR466	PSP458	

# LARGEST RANGE 100% GUARANTEED UNBEATABLE QUALITY

To order phone:  
**Marrickville (02) 9565 2600**  
**Chipping Norton (02) 9754 2424**  
**Canberra (02) 6284 2665**  
 Email: sales@activepowersteering.com.au

NISSAN cont.					
DESCRIPTION	YEAR	MANUAL GEAR	POWER GEAR	PUMP	ENGINE CODE
<b>PULSAR cont.</b>					
<b>TRW RACK N13</b> 20mm FITS NON ADJUSTABLE STEERING COLUMN ON MSR 14mm TIE RODS ON PSR	3/88-3/91	MSR457	PSR458	PSP458	
<b>TRW RACK N13</b> 40mm FITS ADJUSTABLE STEERING COLUMN ON MSR 14mm TIE RODS ON PSR	3/88-3/91	MSR277	PSR458	PSP458	
<b>N14 1.6L 2 BOLT HEAD</b>	10/91-9/95		PSR462	PSP486	<b>GA16</b>
<b>N14 1.6L 3 BOLT HEAD</b>	10/91-9/95	(PSR IS 1135mm LONG)	PSR461	PSP486	<b>GA16</b>
<b>N14 2.0L 3 BOLT HEAD PSR</b>	10/91-9/95	(PSR IS 1150mm LONG)	PSR463	PSP462	<b>SR20</b>
<b>N15 SERIES 1 1.6L</b> SAME AS N14 2L 3 BOLT HEAD PSR (HAS 12mm TIE RODS)		(PSR IS 1150mm LONG)	PSR463	PSP486	<b>GA16</b>
<b>N15 SERIES 1 2.0L</b> SAME AS N14 2L 3 BOLT HEAD PSR (HAS 12mm ARMS)		(PSR IS 1150mm LONG)	PSR463	PSP462	<b>SR20</b>
<b>N15 SERIES 2 1.6L</b> SAME AS N14 2L 3 BOLT HEAD PSR (HAS 14mm ARMS)			PSR486	PSP486	<b>GA16</b>
<b>N15 SERIES 2 2.0L</b> SAME AS N14 2L 3 BOLT HEAD PSR (HAS 14mm ARMS)			PSR486	PSP462	<b>SR20</b>
<b>N16 HATCH 1.6L</b> 4 PK BELT OR 3PK BELT ON PUMP SEE ABOVE	7/00-2/06	CHECK 12mm TIE RODS	PSR485 1160mm HOUSING NO. 34011428	PSP487 4PK BELT PSP4870 3PK BELT	
<b>N16 HATCH 1.6L</b> 4 PK BELT OR 3PK BELT ON PUMP SEE ABOVE	7/00-2/06	CHECK 12mm TIE RODS	PSR478 1175mm STICKER NO. 4M5	PSP487 4PK BELT PSP4870 3PK BELT	
<b>N16 HATCH 1.8L</b> 4 PK BELT OR 3PK BELT ON PUMP SEE ABOVE	7/00-2/06	CHECK 14mm TIE RODS	PSR487 RACK NO. 5M3	PSP487 4PK BELT PSP4870 3PK BELT	<b>QG16</b>
<b>N16 HATCH 1.8L</b> 4 PK BELT OR 3PK BELT ON PUMP SEE ABOVE	7/00-2/06	CHECK 14mm TIE RODS	PSR487 RACK NO. 5M3	PSP487 4PK BELT PSP4870 3PK BELT	<b>QG18</b>
<b>N16 SEDAN 1.6L</b> 4 PK BELT OR 3PK BELT ON PUMP SEE ABOVE	7/00-2/06	CHECK 12mm TIE RODS	PSR485 1160mm HOUSING NO. 34011428	PSP487 - 3PK BELT PSP4870 - 4PK BELT	<b>QG18</b>
<b>N16 SEDAN 1.6L</b> 4 PK BELT OR 3PK BELT ON PUMP SEE ABOVE	7/00-2/06	CHECK 12mm TIE RODS	PSR478 1175mm STICKER NO. 4M5	PSP487 - 3PK BELT PSP4870 - 4PK BELT	<b>QG18</b>
<b>N16 SEDAN 1.8L</b> 4 PK BELT OR 3PK BELT ON PUMP SEE ABOVE	7/00-2/06	CHECK 12mm TIE RODS	PSR485 1160mm HOUSING NO. 34011428	PSP487 - 3PK BELT PSP4870 - 4PK BELT	<b>QG18</b>
<b>N16 SEDAN 1.8L</b> 4 PK BELT OR 3PK BELT ON PUMP SEE ABOVE	7/00-2/06	CHECK 12mm TIE RODS	PSR478 1175mm STICKER NO. 4M5	PSP487 - 3PK BELT PSP4870 - 4PK BELT	<b>QG18</b>
<b>N16 SEDAN 1.6L</b> 4 PK BELT OR 3PK BELT ON PUMP SEE ABOVE	7/00-2/06	CHECK 14mm TIE RODS	PSR487 RACK NO. 5M3	PSP487 - 3PK BELT PSP4870 - 4PK BELT	<b>QG16</b>
<b>N16 SEDAN 1.8L</b> 4 PK BELT OR 3PK BELT ON PUMP SEE ABOVE	7/00-2/06	CHECK 14mm TIE RODS	PSR487 RACK NO. 5M3	PSP487 - 3PK BELT PSP4870 - 4PK BELT	<b>QG18</b>
<b>SERENA</b>					
<b>C23 2.0L</b>	9/92-12/95		PSR427		<b>SR20</b>
<b>SILVIA</b>					
<b>S13</b>			PSR467		
<b>SKYLINE</b>					
<b>R31 3.0L JAP REAR WHEEL DRIVE</b>	7/86-12/90	MSR422	PSR426	PSP420	<b>RB30</b>
<b>R31 3.0L TRW REAR WHEEL DRIVE</b>	7/86-12/90	MSR422	PSR425	PSP420	<b>RB30</b>
<b>R32 HAS TWIN PUMP</b>	6/91-3/93			PSP404	<b>RB26</b>
<b>R33</b>				PSP488	
<b>TIIDA</b>					
<b>C11</b>	2/06-	MSR491			<b>MR18</b>
<b>X TRAIL</b>					
<b>T30</b>	10/01-10/07		PSR472	PSP472	<b>QR25</b>
<b>T31</b>	10/07-	MSR492			<b>QR25</b>

## PEUGEOT

DESCRIPTION	YEAR	MANUAL GEAR	POWER GEAR	PUMP	ENGINE CODE
<b>206</b>					
1.4L	9/00-05		PSR206	PSP2060	
1.6L	10/99-05		PSR206	PSP2060	
2.0L	10/99-05		PSR206	PSP2060	
<b>307</b>					
HATCH 1.6L	12/01-05		PSR305		
2.0L	12/01-05		PSR305		
1.6L DIESEL	12/01-05		PSR305		
2.0L DIESEL	12/01-05		PSR305		
WAGON 2.0L	10/03-05		PSR305		
1.6L DIESEL WAGON	10/03-05		PSR305		
2.0L DIESEL WAGON	10/03-05		PSR305		
CONVERTIBLE 2.0L	11/03-05		PSR305		
XSR 2.0L	1/05-		PSR3050		
<b>406</b>					
	95-04		PSR406 ZF8401991111		

## PROTON

DESCRIPTION	YEAR	MANUAL GEAR	POWER GEAR	PUMP	ENGINE CODE
<b>PERSONA</b>					
	96-05		PSR535		
<b>SATRIA</b>					
	97-05		PSR535		
<b>WIRA</b>					
	5/95-97		PSR535		

## RANGE ROVER

DESCRIPTION	YEAR	MANUAL GEAR	POWER GEAR	PUMP	ENGINE CODE
	73-3/87		PSB933		
V8 3.5L	87-92		PSB934		
V8 3.9L	87-92		PSB934		
2.4L DIESEL	87-92		PSB934		
V8 3.9L	6/93-4/95		PSB935		
V8 4.0L	5/95-12/98		PSB935		
V8 4.6L	5/95-12/98		PSB935		

## ROVER

DESCRIPTION	YEAR	MANUAL GEAR	POWER GEAR	PUMP	ENGINE CODE
<b>3500 SDI BURMAN</b>					
	77-87		PSR546		
<b>3500 SDI ALFORD/ADLER LIGHT</b>					
	77-87		PSR953		
<b>3500 SDI ALFORD/ADLER HEAVY</b>					
	77-87		PSR955		
<b>3500 SDI CAMS GEAR</b>					
	77-87		PSR957		
<b>416I</b>					
	5/86-12/89		PSR644		
<b>QUINTET</b>					
	83-86		PSR961		

## SAAB

DESCRIPTION	YEAR	MANUAL GEAR	POWER GEAR	PUMP	ENGINE CODE
<b>900</b>					
	79-86		PSR971		
	1/87-12/93		PSR972	PSP972	
ZF RACK 4CYL	2/94-98		PSR975	PSP974	
SAGINAW RACK 4CYL	2/94-98		PSR970	PSP974	
ZF RACK 6CYL	2/94-98		PSR975		
SAGINAW RACK 6CYL	2/94-98		PSR970		

# LARGEST RANGE 100% GUARANTEED UNBEATABLE QUALITY

To order phone:  
**Marrickville (02) 9565 2600**  
**Chipping Norton (02) 9754 2424**  
**Canberra (02) 6284 2665**  
 Email: sales@activepowersteering.com.au

## SAAB cont.

DESCRIPTION	YEAR	MANUAL GEAR	POWER GEAR	PUMP	ENGINE CODE
<b>9000</b>					
2.0L	87-1/92		PSR973		
2.0L TURBO	87-1/92		PSR973		
2.3L	87-1/92		PSR973		
2.3L TURBO	87-1/92		PSR973		
2.3L	92-98		PSR973		
2.3L TURBO	92-98		PSR973		
<b>9-3</b>					
2.0L	98-2/01		PSR976	PSP974	
2.3L	7/99-2/01		PSR976		
2.0L TURBO	7/99-2/01		PSR976		
2.0L VIN YS3D???	2/01-10/03		PSR976		
2.0L SPORT VIN YS3F???	10/02-05		PSR979		
2.0L CONVERTIBLE VIN YS3F???	10/03-05		PSR979		
<b>9-5</b>					
2.0L	2/01-05		PSR978		
2.3L	2/01-05		PSR978		
3.0L V6	2/01-05		PSR978		

## SSANG YONG

DESCRIPTION	YEAR	MANUAL GEAR	POWER GEAR	PUMP	ENGINE CODE
<b>MUSSO</b>					
2.3L	96-5/98		PSR799		
2.9L DIESEL	96-5/98		PSR799		
3.2L V6	96-5/98		PSR799		
<b>REXTON</b>					
2.7L	6/03-05		PSR9682		
2.9L	6/03-05		PSR9682		
3.2L V6	6/03-05		PSR9682		

## SUBARU

DESCRIPTION	YEAR	MANUAL GEAR	POWER GEAR	PUMP	ENGINE CODE
<b>BRUMBY</b>					
DL				PSP778	
<b>FORESTER</b>					
2.0L VIN JF2SF	97-6/02	2 PIN PLUG ON PUMP SWITCH	PSR783	PSP783	
2.0L VIN JF2SF	97-6/02	1 PIN PLUG ON PUMP SWITCH	PSR783	PSP7830	
2.0L TURBO GT VIN JF2SF	97-02		PSR783	PSP796	REMOTE RESERVOIR
2.5L VIN JF2SG	02-08		PSR776	PSP7750	EJ25
2.5L TURBO VIN JF2SG	02-08		PSR776	PSP7751	EJ25 ST
2.5L VIN JF2SH	3/08-		PSR7810		EJ25
2.5L TURBO VIN JF2SH	3/08-		PSR7810		EJ25 ST
<b>IMPREZA</b>					
2WD 1.6L VIN JF1GC	4/93-7/98		PSR782 	PSP786 HAS SWITCH PSP773 NO SWITCH	E16J
2WD 1.8L	4/93-7/98		PSR782 	PSP786 HAS SWITCH PSP773 NO SWITCH	E18J
AWD 1.8L VIN JF1GC	4/93-97		PSR775 	PSP786 HAS SWITCH PSP773 NO SWITCH	E18J



## SUBARU cont.

DESCRIPTION	YEAR	MANUAL GEAR	POWER GEAR	PUMP	ENGINE CODE
<b>IMPREZA cont.</b>					
2.0L AWD	4/93-97		PSR775 	PSP786 HAS SWITCH PSP773 NO SWITCH	E20J
AWD	7/98-10/00			PSP784 HAS SWITCH PSP774 NO SWITCH	E20E RESERVOIR BOLTS TO PUMP
PSP SUITS CAR WITH THESE NUMBERS IN VIN KJ31 KJ32 KK41 KK42 KR52	10/00-11/02			PSP775	EJ20 REMOTE RESERVOIR
IMPREZA RS AWD NUMBERS IN VIN KJ32	10/01-11/00			PSP775	EJ25 REMOTE RESERVOIR
IMPREZA AWD 2.0L	11/02-9/05			PSP7750	EJ20
IMPREZA AWD 2.5L	11/02-9/05		PSR786	PSP7750	EJ25
IMPREZA AWD	9/05			PSP7890	EJ20
<b>IMPREZA WRX</b>					
WRX 2.0L TURBO CHECK STOCK ON PSR	2/94-7/98		PSR773 FROM 97 ON MAYBE PSR784	PSP786 HAS SWITCH PSP773 NO SWITCH O-RING FITTING ON PRESSURE HOSE	E20J STEEL RESERVOIR BOLTS TO PUMP
WRX AWD PSP IS WITH OR WITHOUT SWITCH	7/98-10/00		PSR784	PSP784 HAS SWITCH PSP774 NO SWITCH HIGH PRESSURE HOSE IS A 14x1.5mm BANJO BOLT	E20G ALLOY RESERVOIR BOLTS TO PUMP
WRX PSP SUITS CAR WITH THESE NUMBERS IN VIN KD31 KD32	10/00-11/02			PSP7840	REMOTE RESERVOIR
WRX STI NUMBERS IN VIN KH32	12/01-11/02			PSP7840	EJ20
WRX 168KW HAS WING MOUNTS ON PSR	11/02-9/05			PSP798	EJ20
WRX STI SEDAN 195KW HAS WING MOUNTS ON PSR	11/02-9/05			PSP798	EJ20
WRX AWD	9/05-			PSP798	EJ25
WRX 2.5L	9/07-			PSP7880	
WRX STI SEDAN 2.5L	9/07-			PSP7880	
<b>LEONE</b>					
PSR HAS BREATHER TUBE	10/81-85		PSR780	PSP787 10 SPLINES PSP781 18 SPLINES	CHECK SPLINE COUNT ON PUMP
PSR HAS BREATHER TUBE	1/85-6/88		PSR780	PSP787 10 SPLINES PSP781 18 SPLINES	CHECK SPLINE COUNT ON PUMP
ALLOY HOUSING	6/88-12/93		PSR781		
STEEL TUBE ON HOUSING			PSR782		
<b>L WAGON</b>					
CHECK IF PSR IS FULL ALLOY HOUSING AND HAS NO BREATHER TUBE	85-6/88		PSR781	PSP787 10 SPLINES PSP781 18 SPLINES	CHECK SPLINE COUNT ON PUMP
CHECK IF PSR IS FULL ALLOY HOUSING IF NOT PSR782	6/88-12/93		PSR781/782	PSP787 10 SPLINES PSP781 18 SPLINES	CHECK SPLINE COUNT ON PUMP
<b>LIBERTY</b>					
AWD	10/89-9/92		PSR782 	PSP782	PUMP ALSO SUITS TURBO ENGINE
2WD	10/89-5/94		PSR782 	PSP782	PUMP ALSO SUITS TURBO ENGINE
AWD 2.2L VIN JF2BC	9/92-6/94		PSR775 	PSP782	EJ22

# LARGEST RANGE 100% GUARANTEED UNBEATABLE QUALITY

To order phone:  
**Marrickville (02) 9565 2600**  
**Chipping Norton (02) 9754 2424**  
**Canberra (02) 6284 2665**  
 Email: sales@activepowersteering.com.au

SUBARU cont.					
DESCRIPTION	YEAR	MANUAL GEAR	POWER GEAR	PUMP	ENGINE CODE
<b>LIBERTY cont.</b>					
2WD 2.2L	6/94-9/98		PSR782 	PSP780	EJ22
AWD 2.2L VIN JF1BD????RG	6/94-9/98		PSR775 	PSP780	EJ22
AWD 2.5L VIN JF1BD????VG	9/96-9/98		PSR775 	PSP785	EJ25
AWD WAGON 2.0L VIN JF1BH????XG	11/98-8/00		PSR778	PSP789	EJ20E REMOTE RESERVOIR PSP
AWD 2.0L VIN JF1BH????XG	3/99-8/00		PSR778	PSP789	EJ20 REMOTE RESERVOIR PSP
AWD 2.5L VIN YG	3/99-8/00		PSR778	PSP789	EJ25 REMOTE RESERVOIR PSP
<b>IF PUMP HAS GOLD FITTING IT WILL BE PSP779 IF NOT IT WILL BE PSP789 ASK CUSTOMER</b>					
2.0L VIN JF1BH / JF1BE9 (IF VIN IS YG USE PSR778)	10/00-3/02		PSR778 BOLT ON HEAD PSR789 FIXED HEAD	PSP789 PSP779	EJ20 MAY HAVE GOLD FITTING ON PSP
2.5L VIN JF1BH / JF1BE9 (IF VIN IS YG USE PSR778)	10/00-3/02		PSR778 BOLT ON HEAD PSR789 FIXED HEAD	PSP779 PSP789	EJ25 MAY HAVE GOLD FITTING ON PSP
2.0L VIN JF1BH / JF1BE	8/01-9/03		PSR789	PSP779	EJ20 GOLD FITTING ON PUMP
2.0L TWIN TURBO VIN JF1BH / JF1BE	8/01-9/03		PSR789	PSP779	EJ20 GOLD FITTING ON PUMP
2.5L VIN JF1BH / JF1BE	8/01-9/03		PSR789	PSP779	EJ25 GOLD FITTING ON PUMP
2.0L VIN JF1BL - SEDAN VIN JF1BP - WAGON	9/03-05		PSR788	PSP797	EJ20
2.0L TURBO GT VIN JF1BL - SEDAN VIN JF1BP - WAGON	9/03-05		PSR7881	PSP7880	EJ20
2.5L VIN JF1BL - SEDAN VIN JF1BP - WAGON	9/03-05		PSR788	PSP7890	EJ25
3.0L VIN JF1BL - SEDAN VIN JF1BP - WAGON	9/03-05		PSR788	PSP769	EJ30
<b>OUTBACK</b>					
VG 2.5L VIN JF1BG	9/96-99		PSR775 	PSP785	EJ25
VG 2.5L VIN JF2BH	99-5/01		PSR778 BOLT ON HEAD (XG & YG VIN) PSR7670 FIXED HEAD	PSP789	EJ25 REMOTE RESERVOIR PSP
H6 VIN JF2BH	10/00-5/01			PSP776	EZ30
H6 VIN JF2BH	9/01-10/02		PSR778 BOLT ON HEAD (XG & YG VIN) PSR7670 FIXED HEAD	PSP779	EJ25 GOLD FITTING ON PUMP
H6 VIN JF2BH	9/01-10/02			PSP776	EJ30
H6 VIN JF2BH	10/02-9/03		PSR778 BOLT ON HEAD (XG & YG VIN) PSR7670 FIXED HEAD	PSP779	EJ25 GOLD FITTING ON PUMP
H6 VIN JF2BH	10/02-9/03			PSP776	EZ30D
VIN JF2BP	9/03-09		PSR7850	PSP797	EJ25
R VIN JF2BP	10/03-09		PSR7880	PSP769	EJ30
<b>TRIBECA</b>					
3.0L V6	11/06-12/07		PSR765		
3.0L V6	12/07-		PSR765		

SUZUKI					
DESCRIPTION	YEAR	MANUAL GEAR	POWER GEAR	PUMP	ENGINE CODE
<b>BALENO</b>					
1.6L	95-01		PSR790 BOLT ON PINION HOUSING PSR7900 ONE PIECE HOUSING		G16B
1.8L	95-01		PSR790 BOLT ON PINION HOUSING PSR7900 ONE PIECE HOUSING	PSP790	18A PLASTIC PULLEY
<b>GRAND VITARA</b>					
2.0L	4/98-9/05		PSR792	PSP7911	J20A
2.5L	4/98-9/05		PSR792		H25A
XL7 2.7L	7/01-9/05		PSR792		
1.6L	9/05-		PSR795		
2.0L	9/05-		PSR795		
2.7L V6	9/05-		PSR795		
<b>IGNIS</b>					
1.3L	11/00-04	MSR221			M13A
1.5L	11/00-04	MSR222			M15A
<b>JIMNY</b>					
1.3L	11/96-9/00		PSB794		
1.3L	10/02-05		PSB794		
<b>LIANA</b>					
1.6L	11/01-05		PSR7950		
1.8L	11/01-05		PSR7950		
<b>SIERRA</b>					
	4/96-12/98		PSB794		
<b>SWIFT</b>					
	1/89-10/91	MSR292			
1.0L	10/91-7/00	MSR292			
1.3L	10/91-7/00	MSR292			
1.5L	2/05-		PSR7930		
<b>VITARA</b>					
1.6L	7/88-8/91		PSB792 O-RING PSB793 OLIVE	PSP7910	G16A
1.6L	9/91-99		PSB792 O-RING PSB793 OLIVE	PSP7910	G16A
<b>CHECK BOX FITTINGS FOR OLIVES OR O'RINGS ON LOW PRESSURE PIPE PSB</b>					
2.0L 4CYL	-99		PSB792 O-RING PSB793 OLIVE	PSP791	J20A
2.0L V6	-99		PSB792 O-RING PSB793 OLIVE	PSP791	H20A
TOYOTA					
DESCRIPTION	YEAR	MANUAL GEAR	POWER GEAR	PUMP	ENGINE CODE
<b>4 RUNNER</b>					
YN63			PSB301		
2.2L	86-89			PSP309	4YE
2.2L	89-96		PSB3100		4YC
2.4L	89-96		PSB3100	PSP332	22R
3.0L	89-96		PSB3100	PSP333	3VZ-FE
2.8L DIESEL	89-96		PSB3100	PSP310	3L
<b>AURION</b>					
40 SERIES 3.5L V6	11/06-		PSR3100	PSP342	2GR-FE
<b>AVALON</b>					
3.0L V6	7/00-06		PSR300	PSP312	1MZ-FE
<b>AVENSIS</b>					
2.0L	12/01-06		PSR317	PSP323	1AZ-FE
2.4L	12/01-06		PSR317	PSP323	2AZ-FE
<b>CAMRY</b>					
SV11	83-4/87		PSR302	PSP302	
SV20/SV21 2.0L	5/87-3/93	MSR305	PSR306	PSP328	3S
VZV21 2.5L V6	5/87-3/93	MSR305	PSR306	PSP319	3VZ / 2VZ
10 SERIES 2.2L 4CYL	3/93-7/97		PSR311	PSP328	5S / 5SFE
10 SERIES 3.0L V6	3/93-7/97		PSR311	<b>TWIN PUMP</b> PSP860	3VZ
20 SERIES 2.2L 4 CYL	8/97-9/02		PSR312	PSP311	5SFE
20 SERIES 3.0L V6	8/97-9/02		PSR312	PSP312	1MZ

# LARGEST RANGE 100% GUARANTEED UNBEATABLE QUALITY

To order phone:  
**Marrickville** (02) 9565 2600  
**Chipping Norton** (02) 9754 2424  
**Canberra** (02) 6284 2665  
 Email: sales@activepowersteering.com.au

## TOYOTA cont.

DESCRIPTION	YEAR	MANUAL GEAR	POWER GEAR	PUMP	ENGINE CODE
<b>CAMRY cont.</b>					
30 SERIES 2.4L 4 CYL	9/02-7/06		PSR316	PSP323	2AZFE
30 SERIES 3.0L V6	9/02-7/06		PSR316	PSP312	1MZ-FE
40 SERIES 2.4L 4 CYL	7/06-		PSR3100	PSP323	2AZFE
<b>CELICA</b>					
RA60 RA65 PSP WITHOUT A SWITCH	8/81-12/85	MSR350	PSR325	PSP325	
RA60 RA65 PSP WITH A SWITCH	8/81-12/85	MSR350	PSR325	PSP352	
ST162 (EARLY)	8/85-9/89		PSR328	PSP328	
ST162 (LATE) / ST184	10/89-9/91		PSR330	PSP328	
ST184	9/91-2/94		PSR334	PSP328	
ST204	3/94-9/99		PSR332	PSP328	
230 SERIES 1.8L	10/99-11/05		PSR338	PSP338	2ZZGE
<b>COROLLA</b>					
KE70 AE71 ALSO SPRINTER MSR	10/81-4/85	MSR340			
AE80 AE82 WITH VACUUM SWITCH ON PSR	4/85-1/89	MSR344	PSR345	PSP345	
AE80 AE82 WITHOUT VACUUM SWITCH ON PSR	85-1/89	MSR344	PSR346	PSP345	
ALL MODEL 4WD		MSR342			
AE92 ALL MODELS EXCEPT SX	2/89-6/91	MSR758	PSR349	PSP349	PUMP HAS NO SWITCH
AE92 ALL MODELS EXCEPT SX	6/91-8/94	MSR758	PSR349	PSP348	PUMP HAS SWITCH
AE92 100KW SX	2/89-8/94		PSR758	PSP346	4AGE
AE101-AE102 1.6L	9/94-11/99		PSR350	PSP350	4AFE
AE101-AE102 1.8L	9/94-11/99		PSR350	PSP350	7AFE
AE112	98-12/01		PSR351	PSP350	7AFE
ZZE122R VIN JTD	12/01-10/05		PSR361	PSP361	1ZZFE
ZZE122R VIN JTD	10/05-07		PSR364	PSP361	1ZZFE
ZZE122R VIN AHT	12/01-07		PSR365	PSP3610	
ZZE123R VIN AHT	12/01-07		PSR365	PSP338	2ZZGE
ZZE152R	5/07-	MSR301			
<b>CORONA</b>					
ST141-RT142 3 BOLT HEAD ON PSR	8/83-9/85	MSR350	PSR352	PSP352	
ST141-RT142 2 BOLT HEAD ON PSR	9/85-87	MSR350	PSR354	PSP352	
<b>CRESSIDA</b>					
MX32 MX36	77-9/79			PSP256	
MX32 MX36	9/79-8/80			PSP256	
MX62	80-84		PSB366	PSP256	
MX73	85-		PSR370	PSP370	
MX83 DAMPNER ON PSR	8/88-8/90		PSR374	PSP374	
MX83 NO DAMPNER ON PSR	8/90-8/96		PSR376	PSP374	
<b>ECHO</b>					
1.3L	10/99-05		PSR329	PSP329	2NZ-FE
1.5L	10/99-05		PSR329	PSP329	1NZ-FE
SPORTIVO 1.5L	4/01-10/05		PSR329	PSP329	1NZ-FE
<b>HIACE</b>					
2.4L PETROL 17mm TIE RODS	10/89-05		PSR304	PSP314	2RZ
2.8L DIESEL 17mm TIE RODS	10/89-05		PSR304	PSP315	3L
2.8L DIESEL 15mm TIE RODS	10/89-05		PSR307	PSP315	3L
2.4L PETROL 15mm TIE RODS	10/89-05		PSR307	PSP314	2RZ
2.4L PETROL SBV	10/89-05		PSR3070	PSP314	2RZ
200 2.5L DIESEL EXCEPT SWLB & COMMUTER BUS	3/05-		PSR3071		2KD
200 2.7L EXCEPT SWLB & COMMUTER BUS	3/05-		PSR3071	PSP362	2TR
200 3.0L TURBO DIESEL EXCEPT SWLB & COMMUTER BUS	3/05-		PSR3071		1KD FTV
<b>HILUX</b>					
LN65-YN65-YN67	-88		PSB303		
1.8L 2WD	10/88-9/97		PSB312		2YC
2.4L 2WD	10/88-9/97		PSB312	PSP332	22R
2.4L DIESEL 2WD	10/88-9/97		PSB312	PSP310	2L

## TOYOTA cont.

DESCRIPTION	YEAR	MANUAL GEAR	POWER GEAR	PUMP	ENGINE CODE
<b>HILUX cont.</b>					
2.8L DIESEL 2WD KEYWAY SHAFT ON PSP	10/88-9/97		PSB312	PSP310	3L
4WD 2.2L	88-97		PSB302	PSP309	4YC
4WD 2.4L	88-97		PSB302	PSP332	22R
4WD 2.8L DIESEL KEYWAY SHAFT ON PSP	88-97		PSB302	PSP310	3L MOUNTING HOLE ON PUMP WEARS OUT
4WD 2.8L DIESEL SPLINE SHAFT ON PSP	88-97		PSB302	PSP336	3L
2WD 2.0L	10/97-10/02		PSB312	PSP314	1RZ
2WD 2.7L	10/97-10/02		PSB312	PSP340	3RZ
2WD 3.0L DIESEL	10/97-10/02		PSB312	PSP341	5L
4WD 2.7L	12/97-10/02		PSB310	PSP340	3RZFE
4WD 3.0L DIESEL	12/97-11/00		PSB310	PSP341	5L
4WD 3.0L DIESEL	11/00-10/02		PSB310	PSP341	5LE
2WD 2.7L	10/02-4/05		PSB312	PSP340	
2WD 3.0L DIESEL	10/02-4/05		PSB312	PSP341	5L
4WD 3.4L V6	10/02-4/05		PSB310	PSP321	5VZFE
4WD 3.0L DIESEL	10/02-4/05		PSB310	PSP341	5LE
4WD 3.0L TURBO DIESEL	10/02-4/05		PSB310		1KTZFE
150 2WD 2.7L	4/05-		PSR356	PSP362	2TR
150 2WD 3.0L TURBO DIESEL	4/05-		PSR356		1KD
150 2WD 4.0L V6	4/05-		PSR356	PSP342	1GR
150 4WD 3.0L DIESEL	4/05-		PSR355A PSR355		1KD
150 4WD 4.0L V6	4/05-		PSR355A PSR355	PSP342	1GR
<b>KLUGER</b>					
3.3L V6	10/03-8/07		PSR360	PSP312	3MZFE
40 & 45 SERIES	8/07	MSR360			
<b>LANDCRUISER</b>					
60 SERIES PETROL	1/81-10/84		PSB720	PSP721 6 BOLT PUMP	2F / 3F
60 SERIES DIESEL	1/81-10/84		PSB720	PSP331 6 BOLT PUMP	2H / 12HD
60 SERIES PETROL	1/81-10/84		PSB720	PSP1810 4 BOLT PUMP	2F / 3F
60 SERIES DIESEL	1/81-10/84		PSB720	PSP3330 4 BOLT PUMP	2H / 12HD
60 SERIES PETROL	10/84-5/90		PSB721	PSP721 6 BOLT PUMP	2F / 3F
60 SERIES DIESEL	10/84-5/90		PSB721	PSP331 6 BOLT PUMP	2H / 12HD
60 SERIES PETROL	10/84-5/90		PSB721	PSP1810 4 BOLT PUMP	2F / 3F
60 SERIES DIESEL	10/84-5/90		PSB721	PSP3330 4 BOLT PUMP	2H / 12HD
70 SERIES 2.4L PETROL	1/85-1/90		PSB314	PSP332	22R
70 SERIES 4.0L PETROL	1/85-1/90		PSB314	PSP1810	3F
70 SERIES 3.5L DIESEL	1/85-1/90		PSB314		1PZ
70 SERIES 4.0L DIESEL	1/85-1/90		PSB314	PSP3330	2H
70 SERIES 4.2L DIESEL	1/85-1/90		PSB314	PSP303	1HZ
70 SERIES 2.4L TURBO DIESEL	1/85-1/90		PSB314		2LT
70 SERIES 3.4L TURBO DIESEL	1/85-1/90		PSB314		13B-T
70 SERIES 2.4L PETROL	2/90-8/92		PSB316	PSP332	22R
70 SERIES 4.0L PETROL	2/90-8/92		PSB316	PSP1810	3F
70 SERIES 3.5L DIESEL	2/90-8/92		PSB316		1PZ
70 SERIES 4.0L DIESEL	2/90-8/92		PSB316	PSP3330	2H
70 SERIES 4.2L DIESEL	2/90-8/92		PSB316	PSP303	1HZ
70 SERIES 2.4L TURBO DIESEL	2/90-8/92		PSB316		2LT
70 SERIES 3.4L TURBO DIESEL	2/90-8/92		PSB316		13B-T
70 SERIES 2.4L PETROL	9/92-9/99		PSB315	PSP332	22R
70 SERIES 4.0L PETROL	9/92-9/99		PSB315	PSP1810	3F
70 SERIES 4.5L PETROL	9/92-9/99		PSB315	PSP305	1FZ-FE
70 SERIES 3.5L DIESEL	9/92-9/99		PSB315		1PZ
70 SERIES 4.0L DIESEL	9/92-9/99		PSB315	PSP3330	2H
70 SERIES 4.2L DIESEL	9/92-9/99		PSB315	PSP303	1HZ
70 SERIES 2.4L TURBO DIESEL	9/92-9/99		PSB315		2LT
70 SERIES 3.4L TURBO DIESEL	9/92-9/99		PSB315		13B-T
70 SERIES 4.5L	10/99-05		PSB315	PSP305	1FZ-FE

# LARGEST RANGE 100% GUARANTEED UNBEATABLE QUALITY

To order phone:  
**Marrickville** (02) 9565 2600  
**Chipping Norton** (02) 9754 2424  
**Canberra** (02) 6284 2665  
 Email: sales@activepowersteering.com.au

## TOYOTA cont.

DESCRIPTION	YEAR	MANUAL GEAR	POWER GEAR	PUMP	ENGINE CODE
<b>LANDCRUISER cont.</b>					
70 SERIES 4.2L DIESEL	10/99-05		PSB315	PSP303	1HZ
70 SERIES 4.2L TURBO DIESEL	10/99-05		PSB315		1HD-FTE
70 SERIES	2/05-		PSB3150		
80 SERIES 4.0L	5/90-2/98		PSB311	PSP333	3FE
80 SERIES 4.5L	5/90-2/98		PSB311	PSP305	1FZFE
80 SERIES 4.2L DIESEL	5/90-2/98		PSB311	PSP303	1HZ
80 SERIES 4.2L TURBO DIESEL	5/90-2/98		PSB311	PSP303	1HDT
80 SERIES SAHARA		SOLENOID ON BOX	PSB3110		
FZJ100R SERIES 4.5L	4/98-10/02		PSB311	PSP305	1FZ
UZJ100R SERIES 4.7L V8	4/98-10/02		PSR362 PSR362A	PSP326	2UZ PSP HAS SWITCH
UZJ100R SERIES 4.7L V8	4/98-10/02		PSR362 PSR362A	PSP327	2UZ PSP HAS NO SWITCH
HZJ105R SERIES 4.2L DIESEL	4/98-10/02		PSB311	PSP303	1HZ
HDJ100R SERIES 4.2L TURBO DIESEL	4/98-10/02		PSB311		1HD-FTE
UZJ100R SERIES 4.7L V8	10/02-10/07		PSR367 PSR367A	PSP324	2UZ-FE
HZJ105R SERIES 4.2L DIESEL	10/02-10/07		PSB311	PSP303	1HZ
HDJ100R SERIES 4.2L TURBO DIESEL	10/02-10/07		PSB311		1HD-FTE
105 SERIES	5/05-10/07		PSB3111		
<b>LANDCRUISER PRADO</b>					
PRADO 90 SERIES RZJ95R 2.7L 4CYL PETROL	7/96-2/03		PSR321 PSR321A	PSP340	3RZFE
PRADO 90 SERIES VZJ95R 3.4L V6 PETROL	7/96-2/03		PSR321 PSR321A	PSP321	5VZFE
PRADO 90 SERIES 3.0L DIESEL	7/96-2/03		PSR321 PSR321A	PSP301	1KZFE
PRADO 120 SERIES RZJ120R 2.7L 4CYL PETROL	2/03-05		PSR319A	PSP340	3RZFE
PRADO 120 SERIES 4.0L GRJ120R V6 PETROL	2/03-05		PSR319A	PSP342	1GR-FE
PRADO 120 SERIES KZJ120R 3.0L DIESEL	2/03-05		PSR319A	PSP320	1KZ-TE
<b>LEXCEN</b>					
GL-GLX 3.8L V6	9/89-11/91		PSR233	PSP255	
VP CSI-VXI 3.8L V6	12/91-8/93		PSR235	PSP255	
VP NEWPORT 3.8L	12/91-8/93		PSR236	PSP254	
VR CSI-VI 3.8L V6	8/93-5/95		PSR238	PSP255	
VR NEWPORT 3.8L	8/93-5/95		PSR239	PSP254	
VS CSI-VI 3.8L V6	8/93-97		PSR238	PSP239	
VS NEWPORT 3.8L	8/93-97		PSR239	PSP252	
<b>LITEACE</b>					
RACK LENGTH 1205mm	-86	MSR303			
RACK LENGTH 940mm	-86	MSR309			
2WD 1.5L MSR303 LENGTH IS 1205mm MSR309 LENGTH IS 940mm PSR303 LENGTH IS 940mm PSR309 LENGTH IS 1205mm	1/86-3/92	MSR303 MSR309	PSR303 PSR309		5KC
2WD 1.8L PETROL MSR303 LENGTH IS 1205mm MSR309 LENGTH IS 940mm PSR303 LENGTH IS 940mm PSR309 LENGTH IS 1205mm	1/86-3/92	MSR303 MSR309	PSR303 PSR309		2YC
2WD 1.8L DIESEL MSR303 LENGTH IS 1205mm MSR309 LENGTH IS 940mm PSR303 LENGTH IS 940mm PSR309 LENGTH IS 1205mm	1/86-3/92	MSR303 MSR309	PSR303 PSR309		2C
4WD 2.0L PETROL MSR303 LENGTH IS 1205mm MSR309 LENGTH IS 940mm PSR303 LENGTH IS 940mm PSR309 LENGTH IS 1205mm	86-89	MSR303 MSR309	PSR303 PSR309		3YC
<b>PASEO</b>					
EL 44 1.5L	6/91-11/95		PSR333	PSP335	5EFE
EL 54 1.5L	11/95-99		PSR333	PSP335	5EFE

## TOYOTA cont.

DESCRIPTION	YEAR	MANUAL GEAR	POWER GEAR	PUMP	ENGINE CODE
<b>PRIUS</b>					
20 SERIES 1.5L	10/03-05	MSR326			
<b>RAV 4</b>					
10 SERIES 2.0L	6/94-7/00		PSR322	PSP306	3SFE
20 SERIES 2.0L ACA20R & ACA21R	7/00-9/03		PSR323	PSP323	1AZFE
20 SERIES 2.4L ACA22R & ACA23R	9/03-2/06		PSR324	PSP323	2AZFE
30 SERIES 2.4L ACA33R & GSA33R	2/06-	MSR324			
<b>SPACIA</b>					
YR22 MSR303 LENGTH IS 1205mm MSR309 LENGTH IS 940mm PSR303 LENGTH IS 940mm PSR309 LENGTH IS 1205mm	93-8/96	MSR303 MSR309	PSR303 PSR309	PSP309	4Y-EC
SR40 2L	2/98-12/01		PSR314		3S-FE
<b>STARLET</b>					
1.3L	3/96-99	MSR327	PSR327	PSP335	4AFE
<b>SURF 4WD</b>					
3.0L PETROL	97-02		PSB310	PSP333	3VZ
DIESEL	97-02		PSB310	PSP301	1KZ
<b>SUPRA</b>					
MA61			PSR757		
MA70 NON TURBO	88-		PSR313	PSP757	
MA70 TURBO	88-		PSR3180	PSP757	
IMPORT 3.0L NON TURBO VIN JZA80			PSR337	PSP865	2JZ
IMPORT 3.0L TURBO VIN JZA80			PSR337	PSP865	2JZ
<b>TARAGO</b>					
YR22 2.0L MSR303 LENGTH IS 1205mm MSR309 LENGTH IS 940mm PSR303 LENGTH IS 940mm PSR309 LENGTH IS 1205mm	10/85-9/90	MSR303 MSR309	PSR303 PSR309	PSP309	3YC
YR22 & YR31 2.2L MSR303 LENGTH IS 1205mm MSR309 LENGTH IS 940mm PSR303 LENGTH IS 940mm PSR309 LENGTH IS 1205mm	10/85-9/90	MSR303 MSR309	PSR303 PSR309	PSP309	4YEC
YR22 2.0L DIESEL MSR303 LENGTH IS 1205mm MSR309 LENGTH IS 940mm PSR303 LENGTH IS 940mm PSR309 LENGTH IS 1205mm	10/85-9/90	MSR303 MSR309	PSR303 PSR309		2C
2.4L	9/90-7/00		PSR310	PSP308	2TZFE
30 SERIES 2.4L 1125mm 15mm TIE RODS	6/00-4/03		PSR3230	PSP323	2AZFE
30 SERIES 2.4L 1090mm 16mm TIE RODS	5/03-3/06		PSR3231	PSP323	2AZFE
50 SERIES 2.4L	3/06-	MSR325 MSR325N			2AZFE
<b>TERCEL</b>					
ALL MODELS		MSR748			
<b>TOWNACE</b>					
YR39 2.0L	4/92-12/96			PSP309	3YC
SBV 1.8L	1/97-1/05			PSP306	7K-E
<b>VIENTA SEE DATE RANGES UNDER CAMRY</b>					
<b>TUG</b>					
TD20/25				PSP1810	
<b>YARIS</b>					
YARIS 1.3L	10/05-	MSR306			1NZ
YARIS 1.5L	10/05-	MSR306			2NZ
<b>TRIUMPH</b>					
DESCRIPTION	YEAR	MANUAL GEAR	POWER GEAR	PUMP	ENGINE CODE
<b>STAG</b>					
ALL MODELS			PSR1201		


# LARGEST RANGE 100% GUARANTEED UNBEATABLE QUALITY

To order phone:  
**Marrickville** (02) 9565 2600  
**Chipping Norton** (02) 9754 2424  
**Canberra** (02) 6284 2665  
 Email: sales@activepowersteering.com.au

## VALIANT

DESCRIPTION	YEAR	MANUAL GEAR	POWER GEAR	PUMP	ENGINE CODE
<b>AP5-AP6-VE</b>					
	6/63-3/68	MSB550			
<b>VE-CM</b>					
	3/69-6/81	MSB551			

## VOLKSWAGON

DESCRIPTION	YEAR	MANUAL GEAR	POWER GEAR	PUMP	ENGINE CODE
<b>BEETLE</b>					
2.0L	1/00-1/02		PSR986	PSP806	<a href="#">AQY</a>
1.8L	9/01-1/02		PSR986		<a href="#">AWU</a>
1.6L	1/02-05			PSP806	<a href="#">AYD</a>
1.8L TURBO	1/02-05			PSP806	<a href="#">AWU</a>
2.0L	1/02-05			PSP806	<a href="#">AQY</a>
<b>BORA</b>					
1.4L	5/00-05		PSR986	PSP806	
1.4L	5/00-05		PSR986	PSP806	
1.8T	5/00-05		PSR986	PSP806	
1.9L tdi	5/00-05		PSR986		
2.0L	10/98-05		PSR986	PSP806	
2.3L V5	10/98-05		PSR986	PSP806	
<b>CARAVELLE</b>					
2.5L T4	10/92-9/05		PSR980		<a href="#">AET</a>
2.5L T4	11/02-9/05		PSR980		<a href="#">AET</a>
2.5L DIESEL T4	11/02-9/05		PSR980		<a href="#">ACV</a>
2.8L V6 T4	11/02-9/05		PSR980		<a href="#">AMV</a>
<b>GOLF</b>					
1.8L	8/90-5/93		PSR985		
1.8L	3/94-9/98		PSR985	PSP986	<a href="#">ADZ</a>
TD 1.9L	3/94-9/98		PSR985	PSP986	<a href="#">IY</a>
2.0L	3/94-9/98		PSR985	PSP986	<a href="#">2E</a>
2.8L	3/94-9/98		PSR985	PSP9860	<a href="#">AAA</a>
<b>GOLF 4</b>					
CABRIOLET 1.6L	8/97-2/00		PSR986		<a href="#">JH</a>
CABRIOLET 2.0L	9/98-3/03		PSR986		<a href="#">ADY</a>
1.6L	10/98-3/02		PSR986	PSP806	<a href="#">AKL</a>
1.8L	10/98-3/02		PSR986	PSP806	<a href="#">AGN</a>
1.6L	8/97-3/03		PSR986	PSP806	<a href="#">AVU-BFQ</a>
1.6L TURBO	8/97-05		PSR986	PSP806	<a href="#">AGU-AQA</a>
2.0L	8/97-05		PSR986	PSP806	<a href="#">APK-AQY</a>
2.3L V5	10/00-05		PSR986	PSP806	
1.9L tdi	8/97-05		PSR986		
<b>PASSAT</b>					
1.8L	2/98-5/01			PSP8080	<a href="#">ADR</a>
1.8L TURBO	2/98-5/01			PSP8080	<a href="#">AEB</a>
2.8L V6	2/98-5/01			PSP811	<a href="#">ACK</a>
1.8L	5/01-11/02			PSP8080	<a href="#">AWT</a>
2.3L	11/02-05			PSP8080	<a href="#">BBG</a>
2.3L	11/02-05			PSP8080	<a href="#">AZX</a>
<b>TRANSPORTER</b>					
T4 2.0L	11/92-7/04		PSR980		<a href="#">AAC</a>
T4 2.4L DIESEL	11/92-7/04		PSR980	 PSP984	<a href="#">AAB</a> SCREW IN INLET



## VOLKSWAGON

DESCRIPTION	YEAR	MANUAL GEAR	POWER GEAR	PUMP	ENGINE CODE
<b>TRANSPORTER cont.</b>					
T4 2.4L DIESEL	11/92-7/04		PSR980	PSP987 	<b>AAE</b> PUSH ON INLET HOSE
T4 2.5L	11/92-7/04		PSR980	PSP984 	<b>AAF</b> SCREW IN INLET
T4 2.5L	11/92-7/04		PSR980	PSP983 	<b>AAF</b> PUSH ON INLET HOSE
T5 1.9L TD	7/04-05			PSP9830	<b>AXB-AXC</b>
T5	7/04-05			PSP989 	

## VOLVO

DESCRIPTION	YEAR	MANUAL GEAR	POWER GEAR	PUMP	ENGINE CODE
<b>240-260 MANUFACTURERS ID NUMBER</b>					
CAST IRON RACK / THIN PINION (PINION THICKNESS 14mm) <a href="#">CHECK WITH VERNIERS</a>	74-79	MSR806	PSR810		
CAST IRON RACK / FAT PINION (PINION THICKNESS 18mm) <a href="#">CHECK WITH VERNIERS</a>	74-79	MSR806	PSR814		
STEEL HOUSING / ALUMINIUM HEAD WITH FAT PINION (PINION THICKNESS 18mm) <a href="#">CHECK WITH VERNIERS</a>	80-84 HOUSING NO. 34002189	MSR806	PSR816		
STEEL HOUSING / ALUMINIUM HEAD WITH FAT PINION (PINION THICKNESS 18mm) <a href="#">CHECK WITH VERNIERS</a>	80-84 HOUSING NO. 34002189	MSR806	PSR817		
STEEL HOUSING / ALUMINIUM HEAD (3in HIGH TAPERING PINION)	85-9/93	MSR806	PSR818		
<b>440</b>					
	11/93-9/96		PSR820		
<b>740</b>					
	90-91		PSR825		
<b>760</b>					
	1/90-12/90		PSR825		
<b>850</b>					
<b>2.3L TURBO</b>	10/92-3/97		PSR826	PSP814	
<b>2.4L</b>	10/92-3/97		PSR826	PSP814	
<b>940</b>					
<b>2.3L</b>	4/91-9/96		PSR825	PSP8140	
<b>960</b>					
<b>2.8L</b>	11/90-10/94		PSR825		
<b>2.9L</b>	11/90-10/94		PSR825		
<b>S90 - V90 2.9L</b>	11/94-3/98		PSR819		

**LARGEST RANGE  
100% GUARANTEED  
UNBEATABLE QUALITY**

**To order phone:  
Marrickville (02) 9565 2600  
Chipping Norton (02) 9754 2424  
Canberra (02) 6284 2665  
Email: sales@activepowersteering.com.au**

<b>VOLVO cont.</b>					
<b>DESCRIPTION</b>	<b>YEAR</b>	<b>MANUAL GEAR</b>	<b>POWER GEAR</b>	<b>PUMP</b>	<b>ENGINE CODE</b>
<b>C70</b>					
2WD ALLOY RACK	4/97-8/99		PSR826	PSP814	
<b>S40 / V40</b>					
1.9L HAS 12mm TIE RODS	3/97-8/00			PSP8160	
1.8L HAS 12mm TIE RODS	7/99-8/00			PSP8160	
<b>S40</b>					
1.8L HAS 14mm TIE RODS	8/00-1/04		PSR8290		
2.0L HAS 14mm TIE RODS	8/00-1/04		PSR8290		
2.0L TURBO HAS 14mm TIE RODS	8/00-1/04		PSR8290		
<b>S70</b>					
2WD 2.3L	4/97-4/01	ALLOY RACK	PSR826	PSP814	
2WD 2.4L	4/97-4/01	ALLOY RACK	PSR826	PSP814	
AWD 2.5L		ALLOY RACK	PSR827	PSP814	
<b>V70</b>					
2WD 2.3L	4/97-4/01	ALLOY RACK	PSR826	PSP814	
2WD 2.4L	4/97-4/01	ALLOY RACK	PSR826	PSP814	
AWD 2.5L		ALLOY RACK	PSR827	PSP814	

**ACTIVE POWER STEERING UNITS  
ARE REMANUFACTURED  
NOT REBUILT!**