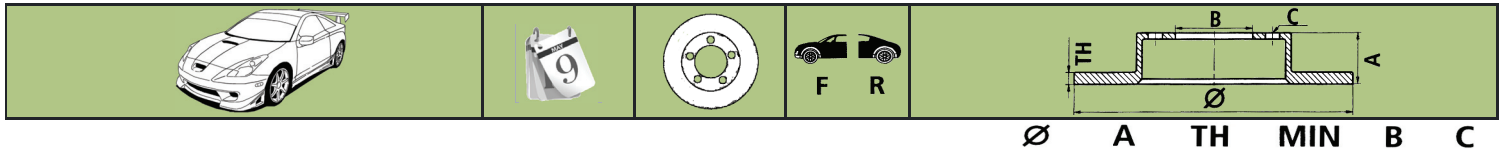


Disc Rotors



ALFA ROMEO

33

All Models	83 - 85	DR368	●		Solid	239	45	11	9	58	4
1.5L	86 - 88	DR658	●		Solid	239	45	12.7	9	58	4
1.7 Sprint, Ti, iE	87 - 92	DR369	●		Vented	239	46	22	20.2	58	4
2WD With ABS	90 - 95	DR12179		●	Solid	240	40	11	9.2	59	4
4WD With ABS	90 - 95	DR12180		●	Solid	240	40	11	9.2	59	4

75

1.6, 1.8 & 2.0L	85 - 92	DR365		●	Solid	250	21	10	8	62	6
2.0TS, 2.5 & 3.0L V6	86 - 92	DR668	●		Vented	268	51.5	22	20	72	5
2.0TS, 2.5 & 3.0L V6	88 - 92	DR667		●	Solid	250	21	9.9	8	62	6

90

2.5L V6 Sedan	85 - 88	DR668	●		Vented	268	51.5	22	20	72	5
2.5L V6 Sedan	86 - 88	DR667		●	Solid	250	21	9.9	8	62	6

147

1.6i & 2.0i 16V Twin Spark	00 on	DR356	●		Vented	284	43.5	22	20.2	59	5
1.6i & 2.0i 16V Twin Spark	00 on	DR359		●	Solid	251	50.5	10	9	59	5
GTA 3.2L V6	8/03 on	DR12381	●		Vented	330	44.7	32	30	59	5

155

2.0i Turbo 16V	92 - 97	DR665	●		Vented	284	44	22	20.2	59	4
2.5L V6, 2.5 Turbo Diesel	92 - 97	DR665	●		Vented	284	44	22	20.2	59	4
2.0i Turbo 16V	92 - 97	DR666		●	Solid	251	50.5	10	9	59	4
2.5L V6, 2.5 Turbo Diesel	92 - 97	DR666		●	Solid	251	50.5	10	9	59	4

156

1.8L	97 on	DR763	●		Vented	283.8	39.3	22	20.2	59	5
2.0L iT/S 3.0i 24V V6	97 on	DR356	●		Vented	284	43.5	22	20.2	59	5
2.0L TS Selespeed	97 on	DR356	●		Vented	284	43.5	22	20.2	59	5
2.5L V6	97 on	DR356	●		Vented	284	43.5	22	20.2	59	5
2.0L iT/S 3.0i 24V V6	97 on	DR359		●	Solid	251	50.5	10	9	59	5
2.0L TS Selespeed	97 on	DR359		●	Solid	251	50.5	10	9	59	5
2.5L V6	97 on	DR359		●	Solid	251	50.5	10	9	59	5
3.2L	3/02 - 9/05	DR12381	●		Vented	330	44.7	32	30	59	5
All Models	02 on	DR12307		●	Solid	276	45.7	10	9	59	5

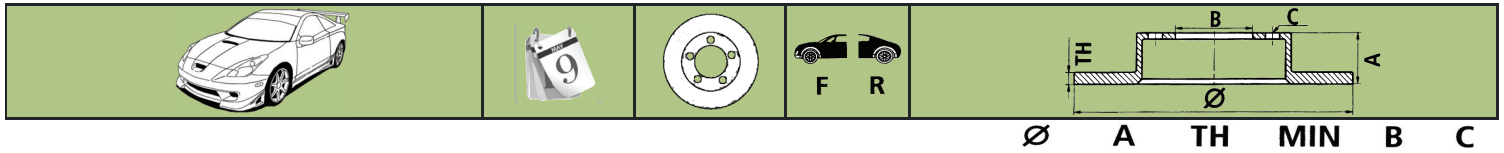
159

1.9L & 2.2L	9/05 on	DR12469	●		Vented	305	39.7	28	26	70	5
1.9L & 2.2L	9/05 on	DR12470		●	Solid	278	43.2	12	10	70	5
2.4, 3.2L V6	06 on	DR12471	●		Vented	330	39.7	28	26	70	5
2.4, 3.2L V6	06 on	DR12472		●	Vented	292	43.2	22	20	70	5

164

2.0i T/S, 2.5i & 3.0i V6	87 - 9/92	DR356	●		Vented	284	43.5	22	20.2	59	5
2.0i T/S, 2.5i & 3.0i V6	87 - 9/92	DR359		●	Solid	251	50.5	10	9	59	5
2.0i T/S, 2.5i & 3.0i V6	10/92 - 98	DR12002	●		Vented	281	43.5	26	24.2	59	5

Disc Rotors



ALFA ROMEO

166

3.0L 24V V6 Automatic	98 on	DR12129	●		Vented	310	47.3	28	26	59	10
3.0L 24V V6 Automatic	98 on	DR12130		●	Solid	276	51.7	10	9	59	5

1300

Berlina	66 - 71	DR354		●	Solid	267	64	9.4	7.5	70	4
GT Junior Coupe	10/66 - 73	DR354		●	Solid	267	64	9.4	7.5	70	4
Spider Junior	5/66 - 72	DR354		●	Solid	267	64	9.4	7.5	70	4
Super Berlina	11/66 - 72	DR354		●	Solid	267	64	9.4	7.5	70	4
Ti Berlina	10/67 - 72	DR354		●	Solid	267	64	9.4	7.5	70	4
GTA Junior Coupe	5/68 - 71	DR354		●	Solid	267	64	9.4	7.5	70	4

1600

GTV	66 - 6/68	DR354		●	Solid	267	64	9.4	7.5	70	4
Spider Roadster	66 - 7/68	DR354		●	Solid	267	64	9.4	7.5	70	4
Ti Berlina	66 - 10/67	DR354		●	Solid	267	64	9.4	7.5	70	4
Ti Super	66 - 67	DR354		●	Solid	267	64	9.4	7.5	70	4
Super	10/67 - 72	DR354		●	Solid	267	64	9.4	7.5	70	4

1750

Berlina, GTV Coupe	68 - 72	DR358	●		Solid	272	68	12.6	10.7	82	4
Spider Roadster	68 - 72	DR358	●		Solid	272	68	12.6	10.7	82	4
Berlina, GTV Coupe	68 - 72	DR354		●	Solid	267	64	9.4	7.5	70	4
Spider Roadster	68 - 72	DR354		●	Solid	267	64	9.4	7.5	70	4

2000

Berlina	72 - 76	DR358	●		Solid	272	68	12.6	10.7	82	4
GTV Coupe	72 - 76	DR358	●		Solid	272	68	12.6	10.7	82	4
Spider Roadster	72 - 76	DR358	●		Solid	272	68	12.6	10.7	82	4
Berlina	72 - 76	DR354		●	Solid	267	64	9.4	7.5	70	4
GTV Coupe	72 - 76	DR354		●	Solid	267	64	9.4	7.5	70	4
Spider Roadster	72 - 76	DR354		●	Solid	267	64	9.4	7.5	70	4

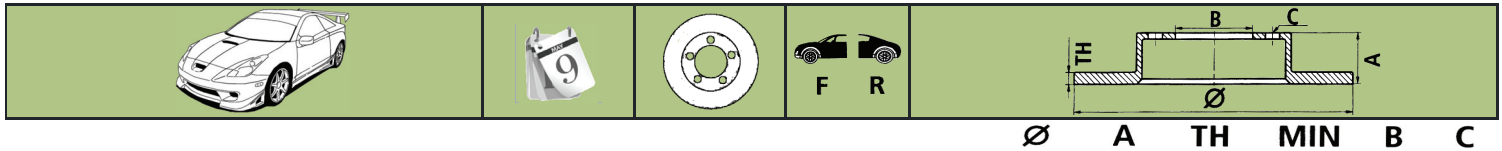
Alfasud

1200, 1500, L, Ti, Sprint	71 - 83	DR363	●		Solid	258	10.5	10	8.8	98	4
1200, 1500, L, Ti, Sprint	71 - 83	DR364		●	Solid	233	70	9	7.8	HUB	4
Ti, Sprint	83 - 85	DR669	●		Solid	258	16	10	8	62	6

Alfetta

1.8 & 2.0L Sedan	74 - 80	DR361	●		Solid	261	51.1	11	9	72	4
GT 1.8L Coupe	74 - 80	DR361	●		Solid	261	51.1	11	9	72	4
GTV2000	74 - 80	DR361	●		Solid	261	51.1	11	9	72	4
1.8 & 2.0L Sedan 10mm Studs	74 - 80	DR362		●	Solid	250	21	10	8	62	6
GT 1.8L Coupe 10mm Studs	74 - 80	DR362		●	Solid	250	21	10	8	62	6
GTV2000 10mm Studs	74 - 80	DR362		●	Solid	250	21	10	8	62	6
1.8 & 2.0L Sedan	79 - 85	DR365		●	Solid	250	21	10	8	62	6
GTV 2500 8mm Studs	79 - 85	DR365		●	Solid	250	21	10	8	62	6

Disc Rotors



ALFA ROMEO

Alfetta												
2.0L Sedan	80 - 85	DR366	●		Solid	261	52.3	12.7	9	72	4	

Brera												
2.2L	1/06 on	DR12469	●		Vented	305	39.7	28	26	70	5	
2.2L	1/06 on	DR12470		●	Solid	278	43.2	12	10	70	5	
2.4, 3.2L V6	06 on	DR12471	●		Vented	330	39.7	28	26	70	5	
2.4, 3.2L V6	06 on	DR12472		●	Vented	292	43.2	22	20	70	5	

Giulia												
Giulia with Dunlop Brakes	64 - 69	DR360	●		Solid	286	55.5	10	9	87	4	
1300, 1600	66 - 73	DR354		●	Solid	267	64	9.4	7.5	70	4	
Berlina Ti & Super	66 - 73	DR354		●	Solid	267	64	9.4	7.5	70	4	
GT, GTA, GTV, Spider	66 - 73	DR354		●	Solid	267	64	9.4	7.5	70	4	
1300	68 - 72	DR353	●		Solid	267	70	10.9	10	82	4	
1300Ti	68 - 71	DR353	●		Solid	267	70	10.9	10	82	4	
Giulia GT Junior	68 - 73	DR353	●		Solid	267	70	10.9	10	82	4	
Giulia Super	71 - 72	DR353	●		Solid	267	70	10.9	10	82	4	
Giulia 1600 GT Coupe	72 - 74	DR353	●		Solid	267	70	10.9	10	82	4	

Giulietta												
1800	80 - 83	DR367	●		Solid	250	54.5	12.6	10.7	72	4	
1800 8mm Stud Hole	80 - 86	DR365		●	Solid	250	21	10	8	62	6	
2000 8mm Stud Hole	80 - 86	DR365		●	Solid	250	21	10	8	62	6	
2000	84 - 86	DR366	●		Solid	261	52.3	12.7	9	72	4	

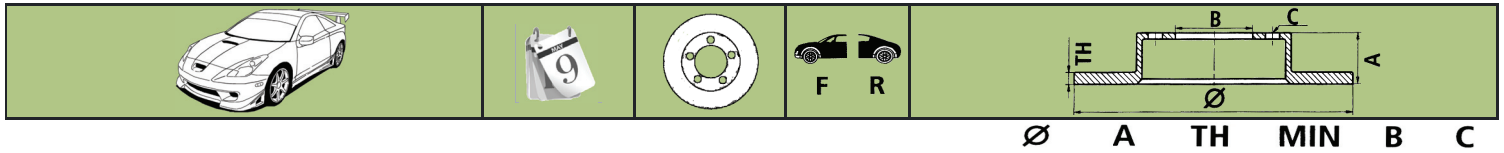
GT												
2.0L JTS	1/03 on	DR356	●		Vented	284	43.5	22	20.2	59	5	
3.2L V6	12/03 on	DR12381	●		Vented	330	44.7	32	30	59	5	
3.2L V6	12/03 on	DR12307		●	Solid	276	45.7	10	9	59	5	

GTV												
2.0L Coupe	6/98 on	DR763	●		Vented	283.8	39.3	22	20.2	59	5	
3.0L V6 Coupe With Brembo Calipers	6/98 on	DR769	●		Vented	305	44.7	28	26	59	5	
2.0L 2 Door Coupe	6/98 on	DR779		●	Solid	240	40	11	9.2	59	5	
3.0L V6 Coupe With Brembo Calipers	6/98 on	DR779		●	Solid	240	40	11	9.2	59	5	
3.2L V6 24V	10/03 on	DR12381	●		Vented	330	44.7	32	30	59	5	
3.2L V6 24V	10/03 on	DR779		●	Solid	240	40	11	9.2	59	5	

GTV6												
2.5L	11/80 - 2/87	DR668	●		Vented	268	51.5	22	20	72	5	
2.5L	11/80 - 2/87	DR667		●	Solid	250	21	9.9	8	62	6	

Spider												
2.0i 16V T/S	95 on	DR356	●		Vented	284	43.5	22	20.2	59	5	
2.0i 16V T/S	95 on	DR763	●		Vented	283.8	39.3	22	20.2	59	5	
3.0i V6	95 on	DR763	●		Vented	283.8	39.3	22	20.2	59	5	
3.0i V6	95 on	DR356	●		Vented	284	43.5	22	20.2	59	5	

Disc Rotors



ALFA ROMEO

Spider

All Models	95 on	DR779		●	Solid	240	40	11	9.2	59	5
3.2L	03 on	DR769	●		Vented	305	44.7	28	26	59	5
3.2L	03 on	DR779		●	Solid	240	40	11	9.2	59	5
2.2L JTS	3/06 on	DR12469	●		Vented	305	39.7	28	26	70	5
2.2L JTS	3/06 on	DR12470		●	Solid	278	43.2	12	10	70	5

AUDI

80

& Fox 1.5 Litre S, LS Fox	72 - 7/76	DR242	●		Solid	239	39	10	8	65	4
& Fox 1.5 1.6 Litre Fox	9/76 - 79	DR240	●		Solid	239	35	11.9	10	65	4
Including Fox 1.8 Litre. CC 1.9E, 1.9S	82 - 7/84	DR444	●		Vented	239	38.5	20	18	65	4
Including Fox 2.2 Coupe	82 - 7/84	DR444	●		Vented	239	38.5	20	18	65	4
& Fox 1.8 Litre CC	86 - 87	DR241	●		Vented	256	47	22	20	68	4
& Quattro 1.8, 1.9, 2.0L Except 20V	86 - 89	DR241	●		Vented	256	47	22	20	68	4
& Fox 1.8 Litre. CC 1.9E, 1.9S	9/86 - 92	DR445		●	Solid	245	59.2	10	8	68	4
& Fox 2.2 Coupe	9/86 - 92	DR445		●	Solid	245	59.2	10	8	68	4
& Quattro 1.9, 2.0L 16 V	86 - 89	DR244		●	Solid	245	39	10	8	68	4
& Fox 1.9E, 1.9S	88 - 92	DR241	●		Vented	256	47	22	20	68	4
& Quattro 2.3L, 20 V	89 - 92	DR445		●	Solid	245	59.2	10	8	68	4
& Quattro 2.0 16V, 2.0E, 2.3E	9/91 - 7/92	DR12009	●		Vented	256	56.2	22	20	68	4
& Quattro 2.0, 2.3E & 2.6E, 2.8E V6	9/91 - 96	DR244		●	Solid	245	39	10	8	68	4
& Quattro 1.6 (51KW) 2.0i (66KW)	8/92 - 96	DR12008	●		Solid	280	56.2	13	11	68	4
& Quattro 2.0 16V, 2.0E, 2.3E	8/92 - 96	DR12010	●		Vented	280	56.2	22	20	68	4
& Quattro 2.6E V6, 2.8E V6	8/92 - 96	DR12011	●		Vented	276	56.2	25	23	68	4

90

& Quattro 2.3 20V (125 KW)	88 - 92	DR12070	●		Vented	276	51.5	25	23	68	4
& Quattro 2.0, 2.3L Except 20V	89 - 92	DR241	●		Vented	256	47	22	20	68	4
& Quattro 2.0, 2.3L Except 20V	89 - 92	DR445		●	Solid	245	59.2	10	8	68	4
& Quattro 2.3, 20V	89 - 91	DR244		●	Solid	245	39	10	8	68	4

100

S, LS, GL Automatic	68 - 74	DR248	●		Solid	291	41.5	10.5	9.5	108	4
S, LS, GL Automatic	71 - 74	DR249	●		Solid	291	37.5	10.5	9	108	4
All Models	74 - 77	DR440	●		Solid	257	40.5	13	11	68	4
All Models	74 - 77	DR441	●		Vented	257	39.9	20	19	68	4
5+5 GLE, 5E	78 - 83	DR247	●		Solid	257	46	13	11	68	4
2.1, 2.2, 2.3 CD	83 - 91	DR241	●		Vented	256	47	22	20	68	4
2.1, 2.2, 2.3 CD	83 - 91	DR445		●	Solid	245	59.2	10	8	68	4
2.2/2.3 CS, 2.3 Turbo	4/86 - 90	DR12071	●		Vented	276	46.2	25	23	68	5

Disc Rotors



AUDI

100

2.2/2.3 CS, 2.3 Turbo	4/86 - 90	DR12083		●	Solid	245	59.2	10	8	68	5
Avant & Quattro 2.0E 4 Cyl (85 KW)	12/90 - 94	DR805	●		Solid	288	46.2	15	13	68	5
Avant & Quattro 2.0L (74KW), 2.4 D	12/90 - 94	DR805	●		Solid	288	46.2	15	13	68	5
Avant & Quattro 3.3E 5CYL, 2.8E V6	10/90 - 94	DR807	●		Vented	288	46.2	25	23	68	5
Avant & Quattro All Models	90 - 94	DR810		●	Solid	245	63.9	10	8	68	5
Avant & Quattro 2.0E 16V	92 - 94	DR805	●		Solid	288	46.2	15	13	68	5
Avant & Quattro 2.6E V6	5/92 - 94	DR807	●		Vented	288	46.2	25	23	68	5

200

2.2/2.3 CS, 2.3 Turbo	4/86 - 90	DR12071	●		Vented	276	46.2	25	23	68	5
2.2/2.3 CS, 2.3 Turbo	4/86 - 90	DR12083		●	Solid	245	59.2	10	8	68	5

A1

8X1 1.4 & 1.6L	10 on	DR800	●		Vented	255.8	36.7	22	19	65	5
8X1 1.4 & 1.6L	10 on	DR802	●		Vented	288	34.2	25	23	65	5
8X1 1.4 & 1.6L	10 on	DR803		●	Solid	231.7	39.5	9	7	65	5

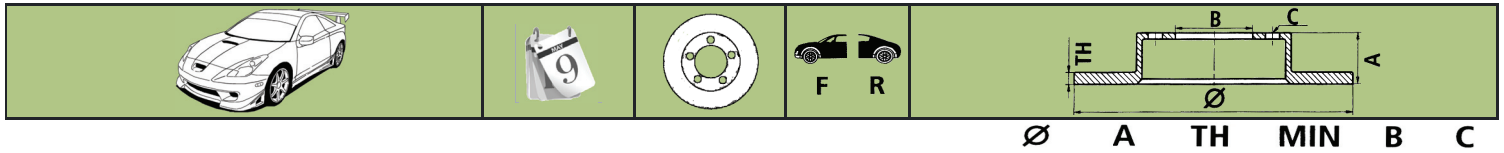
A3

1.6i	96 on	DR800	●		Vented	255.8	36.7	22	19	65	5
1.8 20V (92KW),	96 on	DR801	●		Vented	280	36.7	22	19	65	5
1.8 20V Turbo	96 on	DR802	●		Vented	288	34.2	25	23	65	5
1.9 Turbo Diesel	96 on	DR801	●		Vented	280	36.7	22	19	65	5
All Models	96 on	DR803		●	Solid	231.7	39.5	9	7	65	5
A3 II 2WD	03 on	DR12399		●	Solid	255	51.3	10	8	65	5
With PR 1KZ	5/03 on	DR12564		●	Solid	286	48.2	12	10	65	5
1.6L	04 on	DR12382	●		Vented	280	49.5	22	19	65	5
2.0L 16V	04 on	DR12481	●		Vented	312	49.5	25	22	65	5
With PR No. 1ZE	2/04 on	DR12498	●		Vented	288	49.6	25	22	65	5
2.0L TFSI With PR 1LK	3/06 on	DR12678	●		Vented	345	49.7	30	27	65	5
2.0L TFSI With PR 2EA	3/06 on	DR12679		●	Vented	310	48.5	22	20	65	5

A4

& Quattro 1.6L & 1.9L Tdi	11/94 on	DR804	●		Solid	280	46.2	13	11	68	5
& Quattro 1.8L, 2.0L From Ch: 8DV-054-06	11/94 on	DR806	●		Vented	280	46.2	22	20	68	5
& Quattro 1.8L, 2.0L To Ch: 8DV-054-061	11/94 on	DR805	●		Solid	288	46.2	15	13	68	5
With PR 1LB, 1LE	11/94 on	DR807	●		Vented	288	46.2	25	23	68	5
& Quattro Rear Hub Type	11/94 on	DR808		●	Solid	245	83.6	10	8	Hub	5
& Quattro Rear Quattro	11/94 on	DR809		●	Solid	245	48	10	8	68	5
Avant, Quattro V6	00 on	DR12331	●		Vented	312	46.2	25	23	68	10
With PR 1KD	6/01- 10/04	DR12366		●	Solid	245	39.8	10	8	68	10
1.8L Turbo & V6 With PR 1LT, 1LF	02 on	DR12331	●		Vented	312	46.2	25	23	68	10
3.0L With PR 1KP	02 on	DR12336		●	Solid	255	39.8	11.9	10	68	5
& Quattro With PR 1KW	11/04 on	DR12798		●	Solid	288	35.8	12	10	68	5
2.0L Turbo & 3.2L & Quattro	1/05 on	DR12327	●		Vented	321	46.2	30	28	68	10
2.0L TFSI With PR 1KW (Electric H/B)	6/08 on	DR12841		●	Solid	300	36.4	12	10	68	5

Disc Rotors



AUDI

A4

2.0L TFSI With PR 1LA	6/08 on	DR12764	●		Vented	320	52.1	30	28	68	5
2.0L TFSI With PR 1LT	6/08 on	DR12847	●		Vented	314	52.4	25	23	68	5

A5

With PR 1LT	6/08 on	DR12847	●		Vented	314	52	25	23	68	5
With PR 1LA, 1LB	3/09 on	DR12764	●		Vented	320	52.1	30	28	68	5

A6

& Quattro 2.0L 16V, 2.0E	6/94 on	DR805	●		Solid	288	46.2	15	13	68	5
& Quattro 2.5L TDi Turbo (85Kw)	6/94 on	DR805	●		Solid	288	46.2	15	13	68	5
With PR 1LB, 1LE	94 - 05	DR807	●		Vented	288	46.2	25	23	68	5
& Quattro 2.6L	11/94 - 7/95	DR12804		●	Vented	269	64	20	18	68	10
& Quattro All Rear	6/94 on	DR810		●	Solid	245	63.9	10	8	68	5
& Quattro 1.8L 20V	10/95 on	DR805	●		Solid	288	46.2	15	13	68	5
& Quattro 1.9L TDi Turbo Diesel	95 on	DR805	●		Solid	288	46.2	15	13	68	5
With PR 1LF, 1LT	97 - 05	DR12331	●		Vented	312	46.2	25	23	68	10
Quattro II with 15" Wheels	11/97 - 04	DR12304		●	Solid	245	53.8	10	8	68	5
With PR 1LA, 1LG, 1LX, T7Z	99 - 05	DR12327	●		Vented	321	46.2	30	28	68	10
Quattro With PR 0N5	02 - 04	DR12797		●	Solid	254	53.8	10	8	68	5
PR 1LG, 1LD	04 on	DR12400	●		Vented	321	59.4	30	28	68	5
PR 1KD, 2ED	04 on	DR12625		●	Solid	302	49.2	12	10	68	5
PR 1ZL, 1LH	05 - 08	DR12626	●		Vented	347	59.5	30	28	68	5
Quattro 4.2L V8	05 - 08	DR12627		●	Vented	330	49.2	22	20	68	5

A8

& Quattro 2.8 V6 (128KW)	94 - 98	DR12013	●		Vented	314	59	30	28	68	10
& Quattro 2.8 V6 (128KW)	94 - 98	DR12012		●	Solid	245	46.2	10	8	68	5

A8 Quattro

3.7 & 4.2L AWD	11/98 - 10/02	DR12802	●		Vented	323	59.5	30	28	68	10
3.7 & 4.2L AWD	11/98 - 10/02	DR12848		●	Vented	269	46.3	22	20	68	5
3.7 & 4.2L AWD	8/03 on	DR12400	●		Vented	321	59.4	30	28	68	5
3.7 & 4.2L AWD	8/03 on	DR12337		●	Vented	310	42.3	22	20	68	5
3.0L 3.2L With PR 1LL, 1LM	6/05 - 7/10	DR12624	●		Vented	360	59.4	34	31	68	5
3.0L 3.2L With PR 1LL, 1LM	6/05 - 7/10	DR12337		●	Vented	310	42.3	22	20	68	5

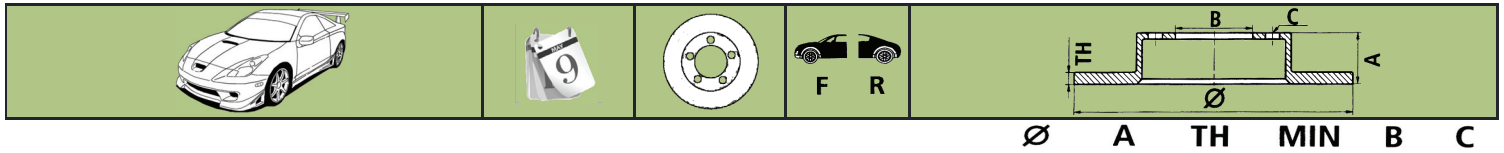
A8L

4.2L & 6.0L AWD	8/03 on	DR12624	●		Vented	360	59.4	34	31	68	5
4.2L & 6.0L AWD	8/03 on	DR12337		●	Vented	310	42.3	22	20	68	5

Allroad

2.5 Tdi & 2.7L 4WD	00 on	DR12327	●		Vented	321	46.2	30	28	68	10
2.5 Tdi & 2.7L 4WD	01 on	DR12335		●	Solid	255	47.8	9.9	8	68	5
4.2L V8 40V PR 1LA, 1LX	7/02 - 8/05	DR12327	●		Vented	321	46.2	30	28	68	10
4.2L V8 40V	7/02 - 8/05	DR12338		●	Vented	269	48	22	20	68	5

Disc Rotors



AUDI

Cabrio

2.8E V6	92 on	DR12011	●		Vented	276	56.2	25	23	68	4
2.6E V6	94 on	DR12011	●		Vented	276	56.2	25	23	68	4

Cabriolet

To Chassis 8G-N-025000	91 - 8/92	DR12009	●		Vented	256	56.2	22	20	68	4
All Models	91 on	DR445		●	Solid	245	59.2	10	8	68	4
From Chassis 8G-P-000001	8/92 - 94	DR12010	●		Vented	280	56.2	22	20	68	4

Coupe

1.8, 2.2	8/88 - 91	DR12009	●		Vented	256	56.2	22	20	68	4
2.0E, 2.3E	11/88 - 92	DR12009	●		Vented	256	56.2	22	20	68	4
All Models	8/88 - 96	DR445		●	Solid	245	59.2	10	8	68	4
2.3E 20V (125 KW)	8/89 - 7/91	DR12011	●		Vented	276	56.2	25	23	68	4
2.6E V6, 2.8 V6	9/91 - 96	DR12011	●		Vented	276	56.2	25	23	68	4
2.0E	8/92 - 96	DR12010	●		Vented	280	56.2	22	20	68	4
2.3E	8/92 - 94	DR12010	●		Vented	280	56.2	22	20	68	4

Q5

With PR 1LA	11/08 on	DR12764	●		Vented	320	52.1	30	28	68	5
With PR 1LJ	11/08 on	DR12765	●		Vented	345	52.1	29.5	28	68	5
With PR 1KE With Electric Handbrake	11/08 on	DR12837		●	Vented	330	36.1	22	20	68	5
With PR 1KW With Electric Handbrake	11/08 on	DR12841		●	Solid	300	36.4	12	10	68	5

Q7

3.0L, 3.6L & 4.2L PR 1LF Left Hand	06 on	DR12318	●		Vented	350	69	34	32	85	5
3.0L, 3.6L & 4.2L PR 1LF Right Hand	06 on	DR12319	●		Vented	350	69	34	32	85	5
With PR Number 1KF	06 on	DR12356		●	Vented	330	74.8	28	26	85	5
With PR Number 2EA, 1KD	06 on	DR12604		●	Vented	358	73.5	28	26	85	5

Quattro

100 2.2 Station Wagon CD	82 - 88	DR241	●		Vented	256	47	22	20	68	4
100 2.2, 2.3 (14 Wheels)	82 - 91	DR445		●	Solid	245	59.2	10	8	68	4
100 2.3 (14,15 Wheels)	88 - 91	DR241	●		Vented	256	47	22	20	68	4

S2

2.2L 20V Turbo	90 - 96	DR12266	●		Vented	276	56.2	25	23	68	5
2.2L 20V Turbo	90 - 96	DR12298		●	Solid	245	39.7	10	8	68	5

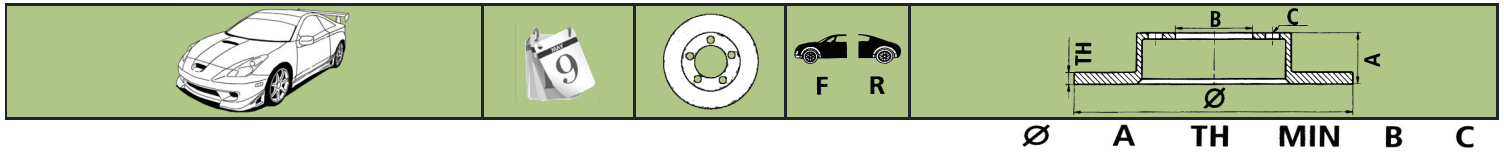
S3

Quattro 1KF Vented Rear	3/99 - 4/02	DR12809		●	Vented	256	36.4	21.9	20	65	5
All Models	00 - 02	DR838	●		Vented	312	34.2	25	23	65	5
Front Wheel Drive	00 - 02	DR803		●	Solid	231.7	39.5	9	7	65	5
Quattro 1KE Solid Rear	00 - 02	DR352		●	Solid	239	34	9	7	65	5

S4

2.7L V6 30V (195 kW)	97 - 00	DR12327	●		Vented	321	46.2	30	28	68	10
2.7L V6 30V (195 kW)	99 - 00	DR569		●	Vented	256	47.8	21.9	20	68	5

Disc Rotors



AUDI

S6

4.2L V8 40V (250 kW)	99 on	DR12327	●		Vented	321	46.2	30	28	68	10
----------------------	-------	----------------	---	--	--------	-----	------	----	-----------	----	----

S8

4.2L Quattro to Chass 4D-X-004999	7/96 - 6/99	DR12013	●		Vented	314	59	30	28	68	10
5.2L Quattro With PR 1LL, 1LM	6/06 - 7/10	DR12624	●		Vented	360	59.4	34	31	68	5

TT

Quattro With 17" Wheels	10/98 - 6/06	DR12809		●	Vented	256	36.4	21.9	20	65	5
Quattro	00 - 02	DR838	●		Vented	312	34.2	25	23	65	5
1.8L Turbo	9/05 - 6/06	DR803		●	Solid	231.7	39.5	9	7	65	5
Quattro 1KE Solid Rear	00 - 02	DR352		●	Solid	239	34	9	7	65	5
Quattro Front Wheel Drive	00 - 02	DR803		●	Solid	231.7	39.5	9	7	65	5
Quattro 3.2L V6 L/H	12/04 - 6/06	DR12807	●		Vented	334	35.3	31.9	30	65	5
Quattro 3.2L V6 R/H	12/04 - 6/06	DR12808	●		Vented	334	35.3	31.9	30	65	5
Quattro 3.2L V6	12/04 - 6/06	DR12809		●	Vented	256	36.4	21.9	20	65	5
1.8L Turbo PR 1KF, 2EH	9/05 - 6/06	DR12809		●	Vented	256	36.4	21.9	20	65	5
2.0L & 3.2L V6 With PR 1LJ, 1LL	10/06 on	DR12481	●		Vented	312	49.5	25	22	65	5
2.0L & 3.2L V6 With PR 1LJ, 1LL	10/06 on	DR12563	●		Vented	340	49.6	30	28	65	5
2.0L TFSI	10/06 on	DR12584		●	Solid	286	58.5	12	10	65	5
3.2L V6 Quattro	10/06 on	DR12576		●	Vented	310	58.4	22	20	65	5
RS 2.5L Turbo	5/09 on	DR12563	●		Vented	340	49.6	30	28	65	5
RS 2.5L Turbo With PR 2EA, 2EF	5/09 on	DR12576		●	Vented	310	58.4	22	20	65	5

AUSTIN

1800

Mk 1, 2, 3	64 - 75	DR080	●		Solid	236	79	12.5	11.5	73	5
------------	---------	--------------	---	--	-------	-----	----	------	-------------	----	---

Healey

3000 Mk II - III 3.0L	60 - 68	DR94B	●		Solid	281	38	12.7	11.4	82.6	5
Sprite Mk II - IV 1100 & 1275	62 - 71	DR060	●		Solid	209.8	39.5	7.5	7	63.5	4
Sprite Mk II - IV 1100 & 1275	62 - 71	DR061	●		Solid	209.8	60	7.7	7.3	63	4

BMW

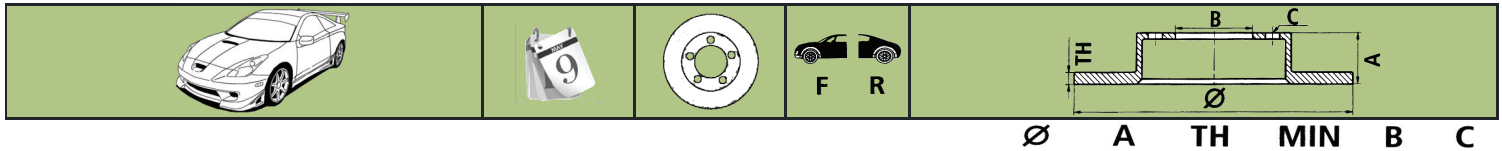
116i

E87	04 on	DR12421	●		Vented	284	73	22	20.4	79	5
E87	04 on	DR12422		●	Solid	280	65	10	8.4	75	5

118d

E87	04 on	DR12421	●		Vented	284	73	22	20.4	79	5
-----	-------	----------------	---	--	--------	-----	----	----	-------------	----	---

Disc Rotors



BMW

118d

E87	04 on	DR12422		●	Solid	280	65	10	8.4	75	5
-----	-------	----------------	--	---	-------	-----	----	----	------------	----	---

118i

E87	04 on	DR12421	●		Vented	284	73	22	20.4	79	5
E87	04 on	DR12422		●	Solid	280	65	10	8.4	75	5

120d

E87	2/05 on	DR12652	●		Vented	300	73.5	24	22.4	79	5
E87	2/05 on	DR12482		●	Vented	300	66.2	20	18.4	75	5

120i

E87	9/04 - 3/07	DR12423	●		Vented	292	73	22	20.4	79	5
E87 Without M-technics	9/04 - 3/07	DR12652	●		Vented	300	73.5	24	22.4	79	5
E87	9/04 - 3/07	DR12585		●	Solid	296	65.5	10.5	8.9	75	5
E88	4/07 on	DR12652	●		Vented	300	73.5	24	22.4	79	5

125i

E82, E88 Without Sports Suspension	2/07 on	DR12652	●		Vented	300	73.5	24	22.4	79	5
E82, E88 Without Sports Suspension	2/07 on	DR12754		●	Vented	300	76.1	20	18.4	75	5

130i

E87	10/05 on	DR12503	●		Vented	330	73	24	22.4	79	5
E87	10/05 on	DR12504		●	Vented	300	66	20	18.4	75	5

135i

E88 Upgrade	11/06 on	Avail Soon	●		Vented	338	73	25.8	24.4	79	5
E88 Upgrade	11/06 on	Avail Soon		●	Vented	324	77.1	21.8	20.4	75	5

315

E21	81 - 83	DR376	●		Solid	255	75.1	12.5	11.1	63	4
-----	---------	--------------	---	--	-------	-----	------	------	-------------	----	---

316

E21	75 - 82	DR376	●		Solid	255	75.1	12.5	11.1	63	4
-----	---------	--------------	---	--	-------	-----	------	------	-------------	----	---

316i

E30	82 - 87	DR678	●		Solid	260	35.1	12.7	11.1	66	4
E30 Including ABS Touring	82 - 93	DR679	●		Vented	260	35.1	22	20.4	66	4
E30 Including ABS Touring	82 - 93	DR671		●	Solid	258	60.1	10	8.4	62	4
E36 Including ABS	90 - 00	DR978	●		Solid	286	51.7	12	10.4	79	5
E36 Including ABS	90 - 00	DR983		●	Solid	280	60.1	10	8.4	75	5
E36 1.6L	95 - 01	DR981		●	Solid	272	78	10	8.4	75	5

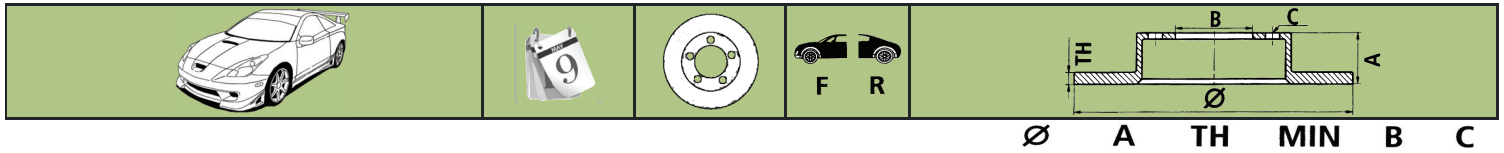
316ti

E46	00 on	DR979	●		Vented	286	51.6	22	20.4	79	5
E46	00 on	DR983		●	Solid	280	60.1	10	8.4	75	5

318d

E90	05 on	DR12423	●		Vented	292	73	22	20.4	79	5
-----	-------	----------------	---	--	--------	-----	----	----	-------------	----	---

Disc Rotors



BMW

318i

E21	75 - 82	DR376	●		Solid	255	75.1	12.5	11.1	63	4
E30	82 - 91	DR678	●		Solid	260	35.1	12.7	11.1	66	4
E30 Including ABS Touring / Cabriolet	82 - 93	DR679	●		Vented	260	35.1	22	20.4	66	4
E30 Including ABS Touring / Cabriolet	82 - 93	DR671		●	Solid	258	60.1	10	8.4	62	4
E36 Including ABS	12/90 - 98	DR978	●		Solid	286	51.7	12	10.4	79	5
E36 Including ABS	12/90 - 98	DR983		●	Solid	280	60.1	10	8.4	75	5
E46 Saloon	4/98 - 05	DR979	●		Vented	286	51.6	22	20.4	79	5
E46 Saloon	4/98 - 01	DR983		●	Solid	280	60.1	10	8.4	75	5
E46 Saloon	4/98 - 05	DR980		●	Vented	276	60	19	17.4	75	5
E90	05 on	DR12423	●		Vented	292	73	22	20.4	79	5
E90	05 on	DR12585		●	Solid	296	65.5	10.5	8.9	75	5

318is

E30	89 - 91	DR679	●		Vented	260	35.1	22	20.4	66	4
E30	89 - 91	DR671		●	Solid	258	60.1	10	8.4	62	4
E36 Saloon/Coupe	92 - 98	DR979	●		Vented	286	51.6	22	20.4	79	5
E36 Saloon/Coupe	92 - 98	DR983		●	Solid	280	60.1	10	8.4	75	5

318tds

E36 Saloon/Compact	94 on	DR978	●		Solid	286	51.7	12	10.4	79	5
E36 Touring	94 on	DR978	●		Solid	286	51.7	12	10.4	79	5
E36 Touring	94 on	DR983		●	Solid	280	60.1	10	8.4	75	5

318ti

E36 Compact	95 - 4/98	DR978	●		Solid	286	51.7	12	10.4	79	5
E36 Compact	95 - 4/98	DR981		●	Solid	272	78	10	8.4	75	5
E46	01 - 04	DR979	●		Vented	286	51.6	22	20.4	79	5
E46	01 - 04	DR980		●	Vented	276	60	19	17.4	75	5

320

E21	75 - 79	DR376	●		Solid	255	75.1	12.5	11.1	63	4
-----	---------	--------------	---	--	-------	-----	------	------	-------------	----	---

320-6

E21	77 - 82	DR376	●		Solid	255	75.1	12.5	11.1	63	4
-----	---------	--------------	---	--	-------	-----	------	------	-------------	----	---

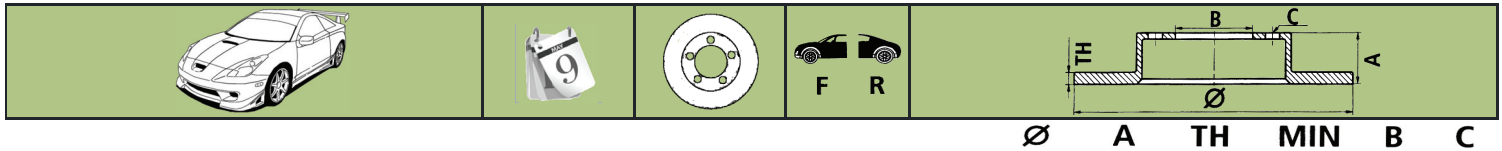
320ci

E46 Coupe	4/98 on	DR979	●		Vented	286	51.6	22	20.4	79	5
E46 Coupe	4/98 on	DR980		●	Vented	276	60	19	17.4	75	5

320d

E46 Saloon	4/98 on	DR979	●		Vented	286	51.6	22	20.4	79	5
E46 Saloon	4/98 on	DR980		●	Vented	276	60	19	17.4	75	5
E90	1/05 - 8/07	DR12652	●		Vented	300	73.5	24	22.4	79	5
E90	1/05 - 8/07	DR12482		●	Vented	300	66.2	20	18.4	75	5
E90	9/07 on	DR12752	●		Vented	312	73.5	24	22.4	79	5
E90	9/07 on	DR12482		●	Vented	300	66.2	20	18.4	75	5

Disc Rotors



BMW

320i

E46 Wagon	5/98 - 7/05	DR966	●		Vented	300	51.5	22	20.4	79	5
E46 Wagon	5/98 - 7/05	DR967		●	Vented	294	59.5	19	17.4	75	5
E90	05 on	DR12423	●		Vented	292	73	22	20.4	79	5
E90, E91	9/05 on	DR12652	●		Vented	300	73.5	24	22.4	79	5
E90	05 on	DR12585		●	Solid	296	65.5	10.5	8.9	75	5
E90, E91	9/05 on	DR12482		●	Vented	300	66.2	20	18.4	75	5
E91 Convertible & Touring	3/07 on	DR12504		●	Vented	300	66	20	18.4	75	5

320i & is

E21	75 - 78	DR378	●		Vented	255	75.1	22	20.4	63	4
E21 USA	9/77 - 83	DR376	●		Solid	255	75.1	12.5	11.1	63	4
E30 Inc. Touring / Cabriolet	82 - 91	DR679	●		Vented	260	35.1	22	20.4	66	4
E30 Inc. Touring / Cabriolet	82 - 91	DR671		●	Solid	258	60.1	10	8.4	62	4
E36	12/90 - 98	DR979	●		Vented	286	51.6	22	20.4	79	5
E36	12/90 - 98	DR983		●	Solid	280	60.1	10	8.4	75	5
E46 Saloon	4/98 on	DR979	●		Vented	286	51.6	22	20.4	79	5
E46 Wagon	4/98 on	DR966	●		Vented	300	51.5	22	20.4	79	5
E46 Saloon	4/98 on	DR980		●	Vented	276	60	19	17.4	75	5

323i

E21	78 - 82	DR378	●		Vented	255	75.1	22	20.4	63	4
E21	78 - 82	DR671		●	Solid	258	60.1	10	8.4	62	4
E30	81 - 86	DR679	●		Vented	260	35.1	22	20.4	66	4
E30	81 - 86	DR671		●	Solid	258	60.1	10	8.4	62	4
E36	95 - 99	DR979	●		Vented	286	51.6	22	20.4	79	5
E36	95 - 99	DR980		●	Vented	276	60	19	17.4	75	5
E90 & E91	4/06 - 6/07	DR12752	●		Vented	312	73.5	24	22.4	79	5
E90 & E91 Without Sports Suspension	4/06 - 6/07	DR12652	●		Vented	300	73.5	24	22.4	79	5
E92	4/06 on	DR12652	●		Vented	300	73.5	24	22.4	79	5
E90 & E91 Without Sports Suspension	4/06 - 6/07	DR12482		●	Vented	300	66.2	20	18.4	75	5
E92	4/06 on	DR12482		●	Vented	300	66.2	20	18.4	75	5

323i & Ci

E46 Saloon/Coupe	4/98 on	DR979	●		Vented	286	51.6	22	20.4	79	5
E46 Saloon/Coupe	4/98 on	DR980		●	Vented	276	60	19	17.4	75	5

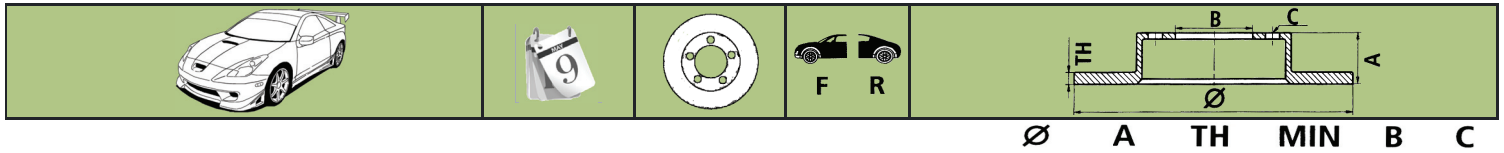
324d & td

E30	87 - 91	DR679	●		Vented	260	35.1	22	20.4	66	4
E30	87 - 91	DR671		●	Solid	258	60.1	10	8.4	62	4
E36 Touring	88 - 93	DR679	●		Vented	260	35.1	22	20.4	66	4
E36 Touring	88 - 93	DR671		●	Solid	258	60.1	10	8.4	62	4

325i

E46	01 - 05	DR966	●		Vented	300	51.5	22	20.4	79	5
E46	01 - 05	DR967		●	Vented	294	59.5	19	17.4	75	5

Disc Rotors



BMW

325i

E90 Sedan With Sports Suspension	2/05 on	DR12503	●		Vented	330	73	24	22.4	79	5
E91 Without Sports Suspension	2/05 on	DR12752	●		Vented	312	73.5	24	22.4	79	5
E92	9/05 on	DR12652	●		Vented	300	73.5	24	22.4	79	5
E90 Sedan Excl. AWD	2/05 on	DR12482		●	Vented	300	66.2	20	18.4	75	5
E91 Convertible & Touring	9/05 on	DR12504		●	Vented	300	66	20	18.4	75	5
E92	9/05 on	DR12482		●	Vented	300	66.2	20	18.4	75	5
E93	3/07 on	DR12752	●		Vented	312	73.5	24	22.4	79	5
E93	3/07 on	DR12504		●	Vented	300	66	20	18.4	75	5

325j, ix & Ci

E30	89 - 91	DR679	●		Vented	260	35.1	22	20.4	66	4
E30	89 - 91	DR671		●	Solid	258	60.1	10	8.4	62	4
E36	12/90 - 99	DR979	●		Vented	286	51.6	22	20.4	79	5
E36	12/90 - 99	DR983		●	Solid	280	60.1	10	8.4	75	5
E46 Saloon/Touring	00 on	DR966	●		Vented	300	51.5	22	20.4	79	5
E46 Saloon/Touring	00 on	DR967		●	Vented	294	59.5	19	17.4	75	5

325td & tds

E36 & E36 Touring	9/91 - 99	DR979	●		Vented	286	51.6	22	20.4	79	5
E36 & E36 Touring	9/91 - 99	DR983		●	Solid	280	60.1	10	8.4	75	5

325xi

E90 Sedan	2/05 on	DR12482		●	Vented	300	66.2	20	18.4	75	5
-----------	---------	----------------	--	---	--------	-----	------	----	-------------	----	---

328i & 328Ci

E36 Coupe / Touring	11/94 - 99	DR979	●		Vented	286	51.6	22	20.4	79	5
E36 Saloon/Cabriolet	11/94 - 99	DR979	●		Vented	286	51.6	22	20.4	79	5
E36 Touring	11/94 - 99	DR979	●		Vented	286	51.6	22	20.4	79	5
E36 Coupe / Touring	11/94 - 99	DR980		●	Vented	276	60	19	17.4	75	5
E36 Saloon/Cabriolet	11/94 - 99	DR983		●	Solid	280	60.1	10	8.4	75	5
E36 Saloon/Cabriolet Germany Application	11/94 on	DR980		●	Vented	276	60	19	17.4	75	5
E36 Touring	11/94 - 99	DR980		●	Vented	276	60	19	17.4	75	5
E46	4/98 on	DR966	●		Vented	300	51.5	22	20.4	79	5
E46	4/98 on	DR967		●	Vented	294	59.5	19	17.4	75	5

330Cd

E46 Coupe	03 on	DR12311	●		Vented	325	52.7	25	23.4	79	5
E46 Coupe	03 on	DR2856		●	Vented	320	61	22	20.4	75	5

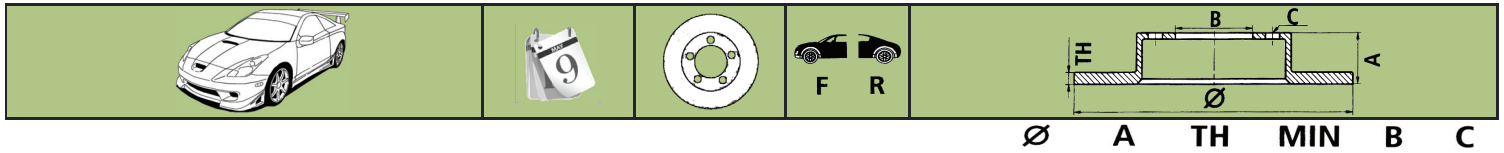
330Ci

E46 Coupe/Cabriolet	00 on	DR12311	●		Vented	325	52.7	25	23.4	79	5
E46 Coupe/Cabriolet	00 on	DR2856		●	Vented	320	61	22	20.4	75	5

330d

E46 Saloon/Touring	99 on	DR12311	●		Vented	325	52.7	25	23.4	79	5
E46 Saloon/Touring	99 on	DR2856		●	Vented	320	61	22	20.4	75	5

Disc Rotors



BMW

330i

E46 Saloon/Touring	00 on	DR12311	●		Vented	325	52.7	25	23.4	79	5
E46 Saloon/Touring	00 on	DR2856		●	Vented	320	61	22	20.4	75	5
E90	04 on	DR12503	●		Vented	330	73	24	22.4	79	5
E90	05 on	DR12505		●	Vented	336	67	22	20.4	75	5

330xd

E46 Saloon/Touring	00 on	DR12311	●		Vented	325	52.7	25	23.4	79	5
E46 Saloon/Touring	00 on	DR2856		●	Vented	320	61	22	20.4	75	5

330xi

E46 Saloon/Touring	00 on	DR12311	●		Vented	325	52.7	25	23.4	79	5
E46 Saloon/Touring	00 on	DR2856		●	Vented	320	61	22	20.4	75	5

335i

E90, 91, 92, 93	9/06 on	DR12753	●		Vented	348	73.2	30	28.4	79	5
E90, 91, 92, 93	9/06 on	DR12505		●	Vented	336	67	22	20.4	75	5

518

E12	74 - 2/76	DR371	●		Solid	272	59.8	12.7	11.4	74	5
E12	3/76 - 81	DR377	●		Solid	280	78.1	12.7	11.1	74	5
E12	8/76 - 81	DR379	●		Vented	280	78.1	22	20.4	74	5

518i

E28	81 - 88	DR672	●		Solid	284	76.1	12	10.4	79	5
E30 Touring	81 - 88	DR675	●		Vented	284	76.1	22	20.4	79	5
E30 Touring	81 - 88	DR670		●	Solid	284	61.1	10	8.4	75	5
E34 Including ABS & Touring	89 - 96	DR975	●		Solid	302	76.1	12	10.4	79	5
E34 Including ABS & Touring	89 - 96	DR976		●	Solid	300	61.1	10	8.4	75	5

520-6

E12 Solid Rotor	77 - 81	DR377	●		Solid	280	78.1	12.7	11.1	74	5
E12 Vented Rotor	77 - 81	DR379	●		Vented	280	78.1	22	20.4	74	5

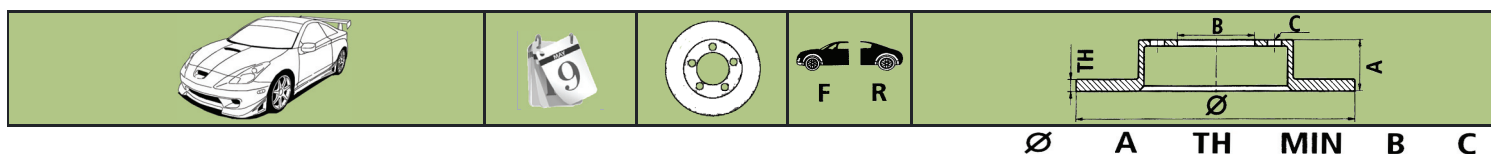
520d

E60	07 on	DR12369	●		Vented	324	77	30	28.4	79	5
E60	07 on	DR12506		●	Vented	320	61	20	18.4	75	5

520i

E12	72 - 2/76	DR371	●		Solid	272	59.8	12.7	11.4	74	5
E12	76 - 79	DR379	●		Vented	280	78.1	22	20.4	74	5
E12	76 - 79	DR377	●		Solid	280	78.1	12.7	11.1	74	5
E28	80 - 8/84	DR672	●		Solid	284	76.1	12	10.4	79	5
E28 With ABS	80 - 87	DR675	●		Vented	284	76.1	22	20.4	79	5
E28 With ABS	80 - 87	DR670		●	Solid	284	61.1	10	8.4	75	5
E34 Sedans	87 - 95	DR975	●		Solid	302	76.1	12	10.4	79	5
E34 Wagons & Touring	89 - 95	DR974	●		Vented	302	76.4	22	20.4	79	5
E34 All Models Rear	89 - 95	DR976		●	Solid	300	61.1	10	8.4	75	5

Disc Rotors



BMW

520i

E39	95 - 00	DR986	●		Vented	296	76	22	20.4	79	5
E39	96 on	DR987		●	Solid	298	61	10	8.4	75	5

523i

E39	95 - 00	DR986	●		Vented	296	76	22	20.4	79	5
E39	95 - 9/98	DR987		●	Solid	298	61	10	8.4	75	5
E39 Sedans & Wagons	9/98 - 00	DR989		●	Vented	298	61	20	18.4	75	5
E60	1/07 on	DR12369	●		Vented	324	77	30	28.4	79	5
E60	1/07 on	DR12506		●	Vented	320	61	20	18.4	75	5

524d

E28	86 - 87	DR675	●		Vented	284	76.1	22	20.4	79	5
E28	86 - 87	DR670		●	Solid	284	61.1	10	8.4	75	5

524td

E28	10/82 - 8/84	DR672	●		Solid	284	76.1	12	10.4	79	5
E28 With ABS	10/82 - 87	DR675	●		Vented	284	76.1	22	20.4	79	5
E28 With ABS	10/82 - 87	DR670		●	Solid	284	61.1	10	8.4	75	5
E34	87 - 92	DR975	●		Solid	302	76.1	12	10.4	79	5
E34	87 - 92	DR976		●	Solid	300	61.1	10	8.4	75	5

525

E12	73 - 2/76	DR371	●		Solid	272	59.8	12.7	11.4	74	5
E12	73 - 81	DR374		●	Solid	272	61.5	9.5	7.9	75	5
E12	2/76 - 81	DR377	●		Solid	280	78.1	12.7	11.1	74	5
E12	76 - 81	DR379	●		Vented	280	78.1	22	20.4	74	5

525e/i

E28	81 - 87	DR675	●		Vented	284	76.1	22	20.4	79	5
E28	81 - 87	DR670		●	Solid	284	61.1	10	8.4	75	5

525i

E34	87 - 90	DR974	●		Vented	302	76.4	22	20.4	79	5
E34	87 - 90	DR976		●	Solid	300	61.1	10	8.4	75	5
E39	00 - 04	DR986	●		Vented	296	76	22	20.4	79	5
E39	00 - 04	DR989		●	Vented	298	61	20	18.4	75	5
E60	12/03 on	DR12368	●		Vented	310	77	24	22.4	79	5
E60	03 on	DR12506		●	Vented	320	61	20	18.4	75	5

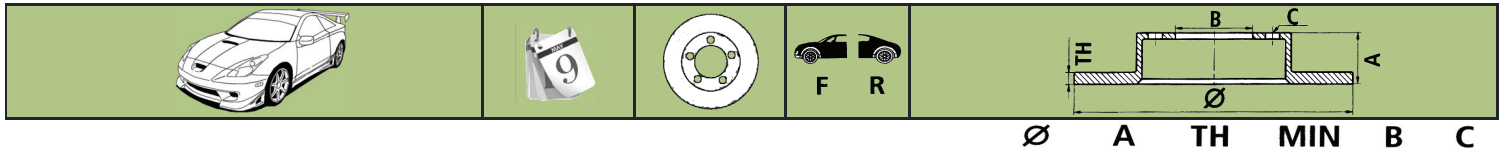
525i 24V

E34 Including Touring	8/90 - 96	DR974	●		Vented	302	76.4	22	20.4	79	5
E34 Including Touring	8/90 - 96	DR976		●	Solid	300	61.1	10	8.4	75	5

525td & tds

E34	90 - 95	DR975	●		Solid	302	76.1	12	10.4	79	5
E34	90 - 95	DR976		●	Solid	300	61.1	10	8.4	75	5
E34 Touring	7/91 - 96	DR974	●		Vented	302	76.4	22	20.4	79	5

Disc Rotors



BMW

525td & tds

E34 Touring	7/91 - 96	DR976		●	Solid	300	61.1	10	8.4	75	5
E34 Touring & E39	95 - 00	DR986	●		Vented	296	76	22	20.4	79	5
E34 Touring & E39	96 on	DR987		●	Solid	298	61	10	8.4	75	5

528

E12	75 - 1/76	DR371	●		Solid	272	59.8	12.7	11.4	74	5
E12	75 - 77	DR374		●	Solid	272	61.5	9.5	7.9	75	5
E12	2/76 - 7/76	DR377	●		Solid	280	78.1	12.7	11.1	74	5
E12	8/76 - 77	DR379	●		Vented	280	78.1	22	20.4	74	5

528i

E12	77 - 6/81	DR379	●		Vented	280	78.1	22	20.4	74	5
E12	77 - 6/81	DR374		●	Solid	272	61.5	9.5	7.9	75	5
E28	81 - 5/84	DR675	●		Vented	284	76.1	22	20.4	79	5
E28	81 - 87	DR670		●	Solid	284	61.1	10	8.4	75	5
E28	9/84 - 87	DR970	●		Vented	281.7	76.3	25	23.4	79	5
E39 2.8L 24V	96 - 00	DR986	●		Vented	296	76	22	20.4	79	5
E39 2.8L 24V	96 on	DR989		●	Vented	298	61	20	18.4	75	5

530d

E39	9/00 - 6/03	DR2854	●		Vented	324	73.7	30	28.4	79	5
E39 Touring	9/00 - 5/04	DR2854	●		Vented	324	73.7	30	28.4	79	5
E60	05 on	DR12369	●		Vented	324	77	30	28.4	79	5
E60	05 on	DR12506		●	Vented	320	61	20	18.4	75	5

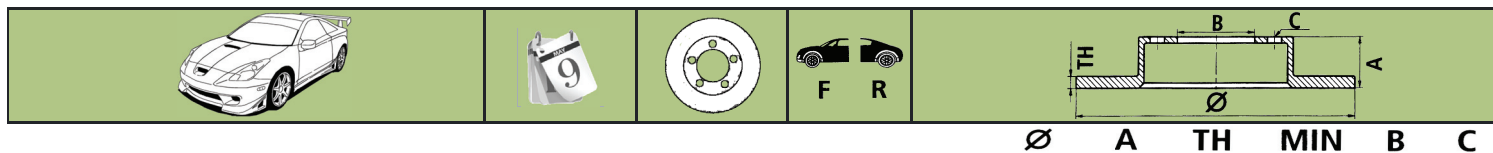
530i

E34	88 - 96	DR974	●		Vented	302	76.4	22	20.4	79	5
E34	88 - 96	DR976		●	Solid	300	61.1	10	8.4	75	5
E39	01 - 05	DR2854	●		Vented	324	73.7	30	28.4	79	5
E39	01 - 05	DR989		●	Vented	298	61	20	18.4	75	5
E60	10/03 on	DR12369	●		Vented	324	77	30	28.4	79	5
E60	10/03 on	DR12506		●	Vented	320	61	20	18.4	75	5
E61 Automatic	05 on	DR12369	●		Vented	324	77	30	28.4	79	5
E61 Manual	05 on	DR12368	●		Vented	310	77	24	22.4	79	5
E61	05 on	DR12506		●	Vented	320	61	20	18.4	75	5

535i

E28	85 - 87	DR970	●		Vented	281.7	76.3	25	23.4	79	5
E28	85 - 87	DR670		●	Solid	284	61.1	10	8.4	75	5
E34	88 - 95	DR974	●		Vented	302	76.4	22	20.4	79	5
E34	88 - 95	DR976		●	Solid	300	61.1	10	8.4	75	5
E39	95 - 9/97	DR986	●		Vented	296	76	22	20.4	79	5
E39	95 - 9/97	DR989		●	Vented	298	61	20	18.4	75	5
E39	3/00 - 6/03	DR2854	●		Vented	324	73.7	30	28.4	79	5

Disc Rotors



BMW

540

E12 Touring	10/92 - 97	DR971	●		Vented	302	76.1	28	26.4	79	5
E34 Saloon	10/92 - 95	DR971	●		Vented	302	76.1	28	26.4	79	5
E12 Touring	10/92 - 97	DR969		●	Vented	300	61.1	20	18.4	75	5

540i

E39 4.4L V8	95 - 3/00	DR988	●		Vented	324	77.1	30	28.4	79	5
E39 4.4L V8	95 - 3/00	DR989		●	Vented	298	61	20	18.4	75	5
E39	3/00 - 6/03	DR2854	●		Vented	324	73.7	30	28.4	79	5
E39 V8	3/00 - 5/04	DR2854	●		Vented	324	73.7	30	28.4	79	5
E39 V8	3/00 - 5/04	DR989		●	Vented	298	61	20	18.4	75	5

628

E24 CSi	79 - 4/82	DR379	●		Vented	280	78.1	22	20.4	74	5
E24 CSi	5/82 - 87	DR970	●		Vented	281.7	76.3	25	23.4	79	5
E24 CSi	5/82 - 87	DR670		●	Solid	284	61.1	10	8.4	75	5

630

E24 CSi	76 - 79	DR379	●		Vented	280	78.1	22	20.4	74	5
---------	---------	--------------	---	--	--------	-----	------	----	-------------	----	---

630i

E63 / E64 Coupe/Cabrio	04 on	DR12369	●		Vented	324	77	30	28.4	79	5
------------------------	-------	----------------	---	--	--------	-----	----	----	-------------	----	---

633

E24 CSi	76 - 4/82	DR379	●		Vented	280	78.1	22	20.4	74	5
---------	-----------	--------------	---	--	--------	-----	------	----	-------------	----	---

635

E24 CSi	78 - 4/82	DR379	●		Vented	280	78.1	22	20.4	74	5
E24 CSi	5/82 - 89	DR970	●		Vented	281.7	76.3	25	23.4	79	5
E24 CSi	5/82 - 89	DR670		●	Solid	284	61.1	10	8.4	75	5

645Ci

(E63 / E64) Coupe / Cabrio	04 on	DR12339	●		Vented	348	81	30	28.4	79	5
----------------------------	-------	----------------	---	--	--------	-----	----	----	-------------	----	---

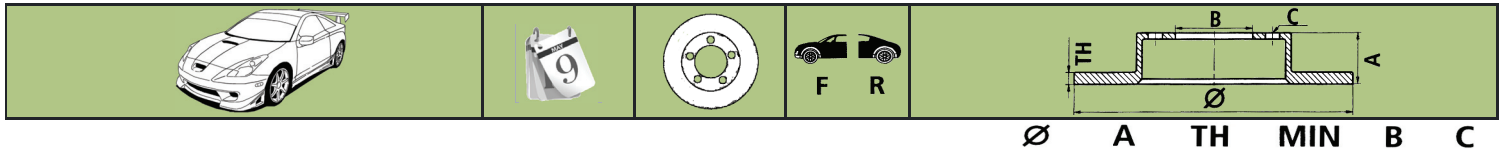
728i & 728ia

E23	77 - 8/82	DR379	●		Vented	280	78.1	22	20.4	74	5
E23	77 - 8/82	DR676		●	Solid	280	68.1	10	8.4	75	5
E23	9/82 - 86	DR677	●		Vented	280	78.1	25	23.4	74	5
E23	9/82 - 86	DR674		●	Solid	284	68.1	10	8.4	75	5
E38	95 - 10/01	DR990	●		Vented	316	77.1	28	26.4	79	5
E38	95 - 10/01	DR991		●	Solid	324	61.1	12	10.4	75	5

730, 730i & 730iL

E23	77 - 79	DR379	●		Vented	280	78.1	22	20.4	74	5
E23	77 - 79	DR676		●	Solid	280	68.1	10	8.4	75	5
E32 6Cyl & V8	11/87 - 6/94	DR974	●		Vented	302	76.4	22	20.4	79	5
E32 6Cyl & V8	87 - 93	DR972		●	Solid	299.7	68.2	12	10.4	75	5
E32 6Cyl & V8	93 - 94	DR977		●	Solid	300	68.1	10	8.4	75	5
E38	94 - 00	DR990	●		Vented	316	77.1	28	26.4	79	5

Disc Rotors



BMW

730, 730i & 730iL

E38	94 - 00	DR991		●	Solid	324	61.1	12	10.4	75	5
-----	---------	--------------	--	---	-------	-----	------	----	-------------	----	---

732i & 733i

E23	77 - 86	DR379	●		Vented	280	78.1	22	20.4	74	5
E23	79 - 8/81	DR676		●	Solid	280	68.1	10	8.4	75	5
E23	9/81 - 86	DR674		●	Solid	284	68.1	10	8.4	75	5

735i

E65	03 - 05	DR12507	●		Vented	324	81	30	28.4	79	5
E65	03 - 05	<i>Avail Soon</i>		●	Vented	324	65	20	18.4	79	5

735i & iL

E23	79 - 8/81	DR379	●		Vented	280	78.1	22	20.4	74	5
E23	79 - 8/81	DR676		●	Solid	280	68.1	10	8.4	75	5
E23	9/81 - 86	DR677	●		Vented	280	78.1	25	23.4	74	5
E23	9/81 - 86	DR674		●	Solid	284	68.1	10	8.4	75	5
E32	86 - 6/95	DR971	●		Vented	302	76.1	28	26.4	79	5
E34	86 - 93	DR972		●	Solid	299.7	68.2	12	10.4	75	5
E34	93 - 94	DR977		●	Solid	300	68.1	10	8.4	75	5
E38	96 - 01	DR990	●		Vented	316	77.1	28	26.4	79	5
E38	96 - 01	DR991		●	Solid	324	61.1	12	10.4	75	5

735Li

E66	03 - 05	DR12507	●		Vented	324	81	30	28.4	79	5
E66	03 - 05	DR12729		●	Vented	324	65	20	18.4	79	5

740i & iL

E32	92 - 6/94	DR971	●		Vented	302	76.1	28	26.4	79	5
E32	92 - 6/94	DR973		●	Vented	300	68.5	20	18.4	75	5

745i

E23	80 - 86	DR677	●		Vented	280	78.1	25	23.4	74	5
E23	80 - 8/81	DR676		●	Solid	280	68.1	10	8.4	75	5
E23	9/81 - 86	DR674		●	Solid	284	68.1	10	8.4	75	5
E65 4.4L	2/02 on	DR12339	●		Vented	348	81	30	28.4	79	5
E65 4.4L	2/02 on	DR12340		●	Vented	345	67	24	22.4	79	5

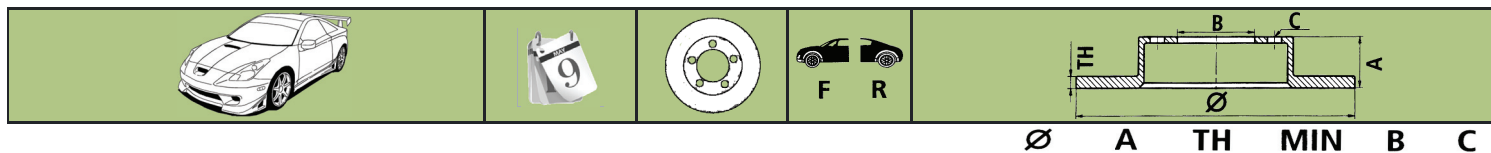
750i & iL

E32	87 - 89	DR971	●		Vented	302	76.1	28	26.4	79	5
E32	87 - 6/94	DR973		●	Vented	300	68.5	20	18.4	75	5
E32 Floating Caliper	90 - 6/94	DR971		●	Vented	302	76.1	28	26.4	79	5
E38 5.4L V12	9/94 - 01	DR2670	●		Vented	334	77.1	32	30.4	79	5
E38 5.4L V12	9/94 - 01	DR2671		●	Vented	328	61	20	18.4	75	5

760Li

E66	5/03 on	DR12370	●		Vented	374	81	36	34.4	79	5
-----	---------	----------------	---	--	--------	-----	----	----	-------------	----	---

Disc Rotors



BMW

840

E31	92 - 99	DR991		●	Solid	324	61.1	12	10.4	75	5
E31	94 - 99	DR12265	●		Vented	324	77.1	30	28.4	79	5

1502

All	75 - 77	DR370	●		Solid	240	58.5	10	8.4	63	4
-----	---------	--------------	---	--	-------	-----	------	----	------------	----	---

1600

Touring	71 - 73	DR370	●		Solid	240	58.5	10	8.4	63	4
---------	---------	--------------	---	--	-------	-----	------	----	------------	----	---

1600-2

All	66 - 71	DR370	●		Solid	240	58.5	10	8.4	63	4
-----	---------	--------------	---	--	-------	-----	------	----	------------	----	---

1602

Touring	71 - 73	DR370	●		Solid	240	58.5	10	8.4	63	4
---------	---------	--------------	---	--	-------	-----	------	----	------------	----	---

1800

Touring	71 - 73	DR370	●		Solid	240	58.5	10	8.4	63	4
---------	---------	--------------	---	--	-------	-----	------	----	------------	----	---

1802

Saloon/Touring	71 - 75	DR370	●		Solid	240	58.5	10	8.4	63	4
----------------	---------	--------------	---	--	-------	-----	------	----	------------	----	---

2000

Touring	69 - 75	DR370	●		Solid	240	58.5	10	8.4	63	4
---------	---------	--------------	---	--	-------	-----	------	----	------------	----	---

2002

Ti, Rii, Turbo	68 - 75	DR370	●		Solid	240	58.5	10	8.4	63	4
----------------	---------	--------------	---	--	-------	-----	------	----	------------	----	---

2500

CS Automatic	69 - 77	DR371	●		Solid	272	59.8	12.7	11.4	74	5
CS Automatic	69 - 77	DR374		●	Solid	272	61.5	9.5	7.9	75	5

2800

Automatic	69 - 77	DR371	●		Solid	272	59.8	12.7	11.4	74	5
Automatic	69 - 77	DR374		●	Solid	272	61.5	9.5	7.9	75	5
CS Automatic	70 - 72	DR371	●		Solid	272	59.8	12.7	11.4	74	5

3000

Bavaria/Automatic	71 - 77	DR371	●		Solid	272	59.8	12.7	11.4	74	5
Bavaria/Automatic	71 - 77	DR374		●	Solid	272	61.5	9.5	7.9	75	5

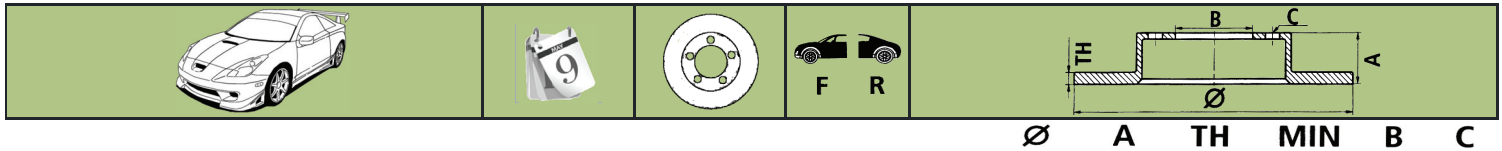
M3

E36 3.0i 24V, 3.2L L/H	92 - 95	DR984B	●		Vented	315	52.5	28	26.4	79	5
E36 3.0i 24V, 3.2L R/H	92 - 95	DR984A	●		Vented	315	52.5	28	26.4	79	5
E36 L/H	92 - 01	DR985B		●	Vented	312	61	19.9	18.4	79	5
E36 R/H	92 - 01	DR985A		●	Vented	312	61	19.9	18.4	79	5
E46 L/H	6/00 on	DR12517X	●		Vented	325	52.5	28	26.4	79	5
E46 R/H	6/00 on	DR12518X	●		Vented	325	52.5	28	26.4	79	5

M5

E34 3.5i 24V	88 - 96	DR968	●		Vented	315	76	28	26.4	79	5
E34 3.5i 24V	88 - 96	DR976		●	Solid	300	61.1	10	8.4	75	5

Disc Rotors



BMW

M535i

E28	85 - 87	DR970	●		Vented	281.7	76.3	25	23.4	79	5
E28	85 - 87	DR670		●	Solid	284	61.1	10	8.4	75	5

X1

E84	9/08 on	DR12752	●		Vented	312	73.5	24	22.4	79	5
E84	9/08 on	DR12504		●	Vented	300	66	20	18.4	75	5

X3

E83 2.5i, 3.0i, 3.0d, 2.0d	04 on	DR12414	●		Vented	325	62	25	23.4	75	5
E83 2.5i, 3.0i, 3.0d, 2.0d	04 on	DR12415		●	Vented	320	79.7	21.9	20.4	75	5

X5

E53 3.0L & 4.4i	01 on	DR813	●		Vented	332	62	30	28.4	75	5
E53 3.0L & 4.4i	01 on	DR814		●	Solid	324	80	12	10.4	75	5
E53 4.6is 4 Door Wagon	02 on	DR823	●		Vented	356	62	36	34.4	75	5
E53 4.6is 4 Door Wagon	02 on	DR824		●	Vented	324	80	20	18.4	75	5
E70 3.0L & 4.8L	5/06 on	DR12788	●		Vented	348	62.1	30	28.4	75	5
E70 3.0Si	5/06 on	DR12777	●		Vented	332	62	30	28.4	75	5
E70 3.0d & 3.0Si	5/06 on	DR12778		●	Vented	320	78.5	20	18.4	75	5
E70	2/07 on	DR12653	●		Vented	365	62	36	34.4	75	5
E70	2/07 on	DR12654		●	Vented	345	78.5	24	22.4	75	5

X6

E71 xDrive 50i	08 on	DR12653	●		Vented	365	62	36	34.4	75	5
E71 xDrive 35i, xDrive 50i	08 on	DR12654		●	Vented	345	78.5	24	22.4	75	5

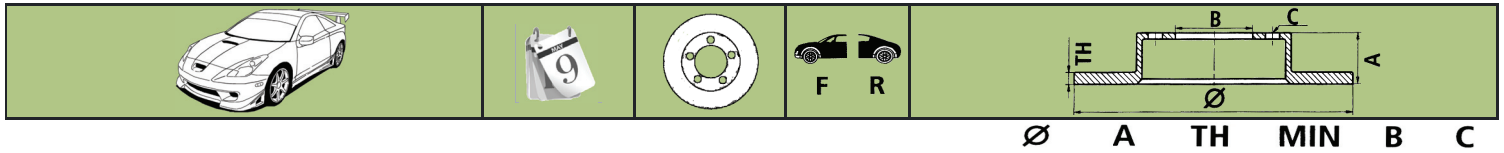
Z3

1.8i Roadstar	96 on	DR978	●		Solid	286	51.7	12	10.4	79	5
1.9i 16V Roadstar	96 on	DR978	●		Solid	286	51.7	12	10.4	79	5
2.0i 24V Roadstar	96 on	DR978	●		Solid	286	51.7	12	10.4	79	5
All Models	1/96 on	DR12247		●	Solid	272	83.2	9.9	8.4	75	5
2.8i 24V Coupe & Roadstar	97 on	DR979	●		Vented	286	51.6	22	20.4	79	5

Z4

E85 2.5L 6Cyl	3/03 on	DR979	●		Vented	286	51.6	22	20.4	79	5
E85 3.0L 6Cyl	3/03 - 1/06	DR966	●		Vented	300	51.5	22	20.4	79	5
E85 2.5L 6Cyl	3/03 on	DR12341		●	Solid	280	75	10	8.4	75	5
E85 3.0L 6Cyl	3/03 - 1/06	DR12342		●	Vented	294	75	19	17.4	75	5
2.2i 24V	04 on	DR979	●		Vented	286	51.6	22	20.4	79	5
2.0i 16V	05 on	DR979	●		Vented	286	51.6	22	20.4	79	5
E85 3.0i 6Cyl	1/06 on	DR986	●		Vented	296	76	22	20.4	79	5
E85 3.0Si 6Cyl	1/06 on	DR12311	●		Vented	325	52.7	25	23.4	79	5
E85 3.2L L/H	1/06 on	DR12511X	●		Vented	325	52.5	28	26.4	79	5
E85 3.2L R/H	1/06 on	DR12512X	●		Vented	325	52.5	28	26.4	79	5
E85 3.0i 6Cyl	1/06 on	DR12342		●	Vented	294	75	19	17.4	75	5
E85 3.0Si 6Cyl	1/06 on	DR12342		●	Vented	294	75	19	17.4	75	5

Disc Rotors



BMW

Z4

E85 3.2L L/H	1/06 on	DR12513X		●	Vented	328	61.2	19.8	18.4	75	5
E85 3.2L R/H	1/06 on	DR12514X		●	Vented	328	61.2	19.8	18.4	75	5

CHEVROLET

Bel Air

All Models	71 - 76	DR12253	●		Vented	301	124	32.6	30.8	Hub	5
With Rear 9.1/2" Drums	77 - 78	DR12256	●		Vented	279.6	118.1	26.3	24.5	Hub	5
With Rear 9.1/2" Drums	79 - 85	DR12257	●		Vented	279.6	118	26.3	24.5	Hub	5

Biscayne

All Models	71 - 76	DR12253	●		Vented	301	124	32.6	30.8	Hub	5
With Rear 9.1/2" Drums	77 - 78	DR12256	●		Vented	279.6	118.1	26.3	24.5	Hub	5
With Rear 9.1/2" Drums	79 - 85	DR12257	●		Vented	279.6	118	26.3	24.5	Hub	5

Blazer

2WD	69 - 82	DR12253	●		Vented	301	124	32.6	30.8	Hub	5
4WD	71 - 91	DR180	●		Vented	301	58.8	32.9	31	101.7	6
4WD	92 - 94	DR12249	●		Vented	294.8	66.6	32.7	30.7	78.7	6

Brookwood

All Models	71 - 76	DR12253	●		Vented	301	124	32.6	30.8	Hub	5
With Rear 9.1/2" Drums	77 - 78	DR12256	●		Vented	279.6	118.1	26.3	24.5	Hub	5
With Rear 9.1/2" Drums	79 - 85	DR12257	●		Vented	279.6	118	26.3	24.5	Hub	5

C10

All Excluding JB1 & JB3	69 - 86	DR12253	●		Vented	301	124	32.6	30.8	Hub	5
All Models	95 - 99	DR12248	●		Vented	295	114.5	32.7	30.9	Hub	5

C20

All Models	71 - 86	DR090	●		Vented	317	88	32.5	31	Hub	8
------------	---------	--------------	---	--	--------	-----	----	------	-----------	-----	---

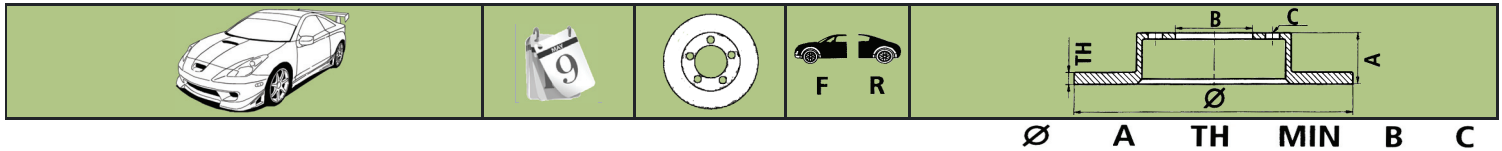
C30

JB7	74 - 80	DR090	●		Vented	317	88	32.5	31	Hub	8
JB8 DRW	74 - 86	DR12252	●		Vented	317.7	195	39.1	38	Hub	8
JB8 SRW	74 - 86	DR12251	●		Vented	317.5	131.3	39	37.2	Hub	8

Camero

All Models	68 - 69	DR12254	●		Vented	279.3	101.5	26.3	24.5	Hub	5
With 4 Wheel Disc	68 - 69	DR12255	●		Vented	298.5	78.2	31.8	30.8	71.4	5
With 4 Wheel Disc	68 - 69	DR12255		●	Vented	298.5	78.2	31.8	30.8	71.4	5
All Models	70 - 78	DR12256	●		Vented	279.6	118.1	26.3	24.5	Hub	5
All Models	79 - 81	DR12257	●		Vented	279.6	118	26.3	24.5	Hub	5
All Models	82 - 92	DR12230	●		Vented	266.7	109.3	26.3	24.5	Hub	5
With Rear Disc's	82 - 88	DR12258		●	Vented	266.7	61	26.3	24.3	70.7	5

Disc Rotors



CHEVROLET

Camero

With Rear Disc's	89 - 92	DR12259		●	Vented	296.3	50	19.8	18.4	70.7	5
All Models	93 - 97	DR12260	●		Vented	278	52	32.2	30.7	70.7	5
All Models	93 - 97	DR12261		●	Vented	293	47.6	20	18.4	70.7	5
All Models	98 on	DR12262	●		Vented	303	51.9	32.2	30.7	70.6	5
All Models	98 on	DR12263		●	Vented	305	61.2	26	24.7	70.7	5

Caprice

All Models	71 - 76	DR12253	●		Vented	301	124	32.6	30.8	Hub	5
With Rear 9.1/2" Drums	77 - 78	DR12256	●		Vented	279.6	118.1	26.3	24.5	Hub	5
With Rear 9.1/2" Drums	79 - 85	DR12257	●		Vented	279.6	118	26.3	24.5	Hub	5

Chevelle

All Models	67 - 72	DR12254	●		Vented	279.3	101.5	26.3	24.5	Hub	5
All Models	73 - 77	DR12256	●		Vented	279.6	118.1	26.3	24.5	Hub	5
All Models	82 on	DR12230	●		Vented	266.7	109.3	26.3	24.5	Hub	5

Concourse

All Models	67 - 72	DR12254	●		Vented	279.3	101.5	26.3	24.5	Hub	5
All Models	73 - 77	DR12256	●		Vented	279.6	118.1	26.3	24.5	Hub	5
All Models	82 on	DR12230	●		Vented	266.7	109.3	26.3	24.5	Hub	5

Corvette

All Models	63 - 82	DR12264	●		Vented	298	78	32	31	71.5	5
All Models	63 - 82	DR12255		●	Vented	298.5	78.2	31.8	30.8	71.4	5
With 4 Wheel Disc	63 - 76	DR12255		●	Vented	298.5	78.2	31.8	30.8	71.4	5
All Models	84 - 87	DR12223	●		Vented	292.1	63.4	20	18.4	70.8	5
With 7 x 1.1/4 Handbrake	84 - 87	DR12219		●	Vented	292	63.8	20	18.4	70.6	5
All Excl H.D. Suspension	88 - 95	DR12224	●		Vented	304.7	56	19.9	18.4	70.6	5
With H.D. Suspension L/H	88 - 96	DR996B	●		Vented	330	56	27.8	26	71	5
With H.D. Suspension R/H	88 - 96	DR996A	●		Vented	330	56	27.8	26	71	5
All Models	88 - 96	DR12220		●	Vented	305	50	20	18.4	70.7	5
C5 Front L/H	97 - 98	DR067B	●		Vented	325	46	32	30.3	70.5	5
C5 Front R/H	97 - 98	DR067A	●		Vented	325	46	32	30.3	70.5	5
C5 Rear L/H	97 - 98	DR992B		●	Vented	305	48.5	26	24.5	70.7	5
C5 Rear R/H	97 - 98	DR992A		●	Vented	305	48.5	26	24.5	70.7	5

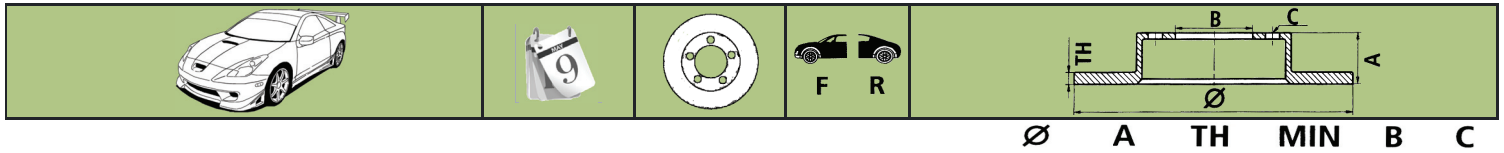
El Camino

All Models	69 - 72	DR12254	●		Vented	279.3	101.5	26.3	24.5	Hub	5
All Models	73 - 77	DR12256	●		Vented	279.6	118.1	26.3	24.5	Hub	5
All Models	82 - 88	DR12230	●		Vented	266.7	109.3	26.3	24.5	Hub	5

Impala

All Models	71 - 76	DR12253	●		Vented	301	124	32.6	30.8	Hub	5
With Rear 9.1/2" Drums	77 - 78	DR12256	●		Vented	279.6	118.1	26.3	24.5	Hub	5
With Rear 9.1/2" Drums	79 - 85	DR12257	●		Vented	279.6	118	26.3	24.5	Hub	5

Disc Rotors



CHEVROLET

K Series

4WD Dual Rear Wheel	92 - 96	DR12124	●		Vented	317	70	39	37.2	137.4	8
---------------------	---------	----------------	---	--	--------	-----	----	----	-------------	-------	---

Luguna

All Models	67 - 72	DR12254	●		Vented	279.3	101.5	26.3	24.5	Hub	5
All Models	73 - 77	DR12256	●		Vented	279.6	118.1	26.3	24.5	Hub	5
All Models	82 on	DR12230	●		Vented	266.7	109.3	26.3	24.5	Hub	5

Malibu

All Models	67 - 72	DR12254	●		Vented	279.3	101.5	26.3	24.5	Hub	5
All Models	73 - 77	DR12256	●		Vented	279.6	118.1	26.3	24.5	Hub	5
All Models	82 on	DR12230	●		Vented	266.7	109.3	26.3	24.5	Hub	5

Nova

All Models	67 - 74	DR12254	●		Vented	279.3	101.5	26.3	24.5	Hub	5
All Models	75 - 78	DR12256	●		Vented	279.6	118.1	26.3	24.5	Hub	5
All Models	79 on	DR12257	●		Vented	279.6	118	26.3	24.5	Hub	5

Suburban

1500 2WD All Models	74 - 91	DR12253	●		Vented	301	124	32.6	30.8	Hub	5
1500 4WD	74 - 91	DR180	●		Vented	301	58.8	32.9	31	101.7	6
2500 2WD	74 - 91	DR090	●		Vented	317	88	32.5	31	Hub	8
2500 4WD	81 - 91	DR998	●		Vented	317.2	71	32.6	31	130.2	8
1500 2WD 11" Rear Drum	92 - 99	DR12248	●		Vented	295	114.5	32.7	30.9	Hub	5
1500 4WD 11" Rear Drum	92 - 99	DR12249	●		Vented	294.8	66.6	32.7	30.7	78.7	6
2500 2WD	92 - 99	DR848	●		Vented	317	80	32.5	31	Hub	8
2500 4WD	92 - 99	DR774	●		Vented	317.5	70	32.9	30.9	137.4	8
1500 2WD 13" Rear Drum	94 - 99	DR848	●		Vented	317	80	32.5	31	Hub	8
1500 4WD 13" Rear Drum	94 - 99	DR774	●		Vented	317.5	70	32.9	30.9	137.4	8
1500 1/2 ton 2WD & 4WD	00 on	DR12464	●		Vented	305	58.2	29.1	27.2	78.7	6
2500 3/4 ton 2WD & 4WD	00 on	DR12465	●		Vented	324.8	89.2	38	36.5	118.1	8
2500 3/4 ton 2WD & 4WD	00 - 05	DR12466		●	Vented	330	85.6	29	26.5	117.6	8

Tahoe

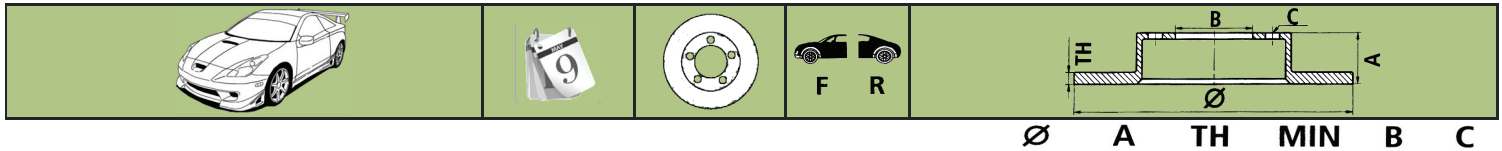
4WD	08 on	DR12830	●		Vented	330	55.1	30	28	78.5	6
4WD	08 on	DR12831		●	Vented	345	85.4	20	18.5	78.5	6

CHRYSLER

300C

3.5L & 5.7L	05 on	DR12450	●		Vented	345	54.8	28.1	26.5	72.6	5
6.1L SRT8	05 on	DR12489S	●		Vented	360	58.5	32	30	72.5	5
3.5L & 5.7L	05 on	DR12451		●	Vented	320	67.4	22	20.5	72.6	5
6.1L SRT8	05 on	DR12490S		●	Vented	350	68.5	28	26	72.5	5

Disc Rotors



CHRYSLER

Centura

KB 4 Cyl	75 - 77	DR206	●		Solid	249	35.6	12.9	11.5	69	4
----------	---------	--------------	---	--	-------	-----	------	------	-------------	----	---

Crossfire

3.2L 6Cyl	8/03 on	DR288	●		Vented	300	47	28	25.4	67	5
3.2L 6Cyl	8/03 on	DR267		●	Solid	278	56	9	7.3	67	5
SRT-6	05 on	DR12520	●		Vented	330	46.4	32	29.4	67	5
SRT-6	05 on	DR12521		●	Vented	300	55.3	22	19.4	67	5

Grand Voyager

RG SE, LX & LTD Front & AWD	01 - 07	DR776	●		Vented	302	39	28	26.5	73.4	5
RG SE, LX & LTD Front & AWD	01 - 07	DR777		●	Solid	290	56	12.5	11.5	72	5
RT Gen V 2.8L Diesel & 3.8L Petrol	10/07 on	DR12642	●		Vented	302	38.2	28	26.4	72.5	5
RT Gen V 2.8L Diesel & 3.8L Petrol	10/07 on	DR12643		●	Solid	305	33.1	12	10.4	72.5	5

Neon

With 13" Wheels	94 - 96	DR12100	●		Vented	239.3	38.3	20	18.4		4
All Models SE, LX Sedan	96 - 9/99	DR175	●		Vented	257	38	20	18.4	61	5
All Models SE, LX Sedan	96 - 9/99	DR166		●	Solid	270	53	9	7.3	58	5
All Models	10/00 on	DR165	●		Vented	257	38	22	20.4	61	5
All Models	10/00 on	DR166		●	Solid	270	53	9	7.3	58	5

PT Cruiser

PT Cruiser	00 on	DR167	●		Vented	280	39.5	23	21.4	61	5
PT Cruiser	00 on	DR166		●	Solid	270	53	9	7.3	58	5
PG 2.4L	2008 on	DR12644	●		Vented	280	39.4	28	26.4	61	5
PG 2.4L	2008 on	DR12645		●	Solid	270	53.1	12	10.4	57.5	5

Sebring

2.4L 4Cyl	07 on	DR12444	●		Vented	294	45.7	26	24.4	69	5
2.7L 6Cyl	07 on	DR12444	●		Vented	294	45.7	26	24.4	69	5
2.4L 4Cyl	07 on	DR12445		●	Solid	262	60.2	9.9	8.4	80	5
2.7L 6Cyl	07 on	DR12445		●	Solid	262	60.2	9.9	8.4	80	5
2.7L 6Cyl	07 on	DR12550		●	Solid	302	60.1	10	8.4	80	5

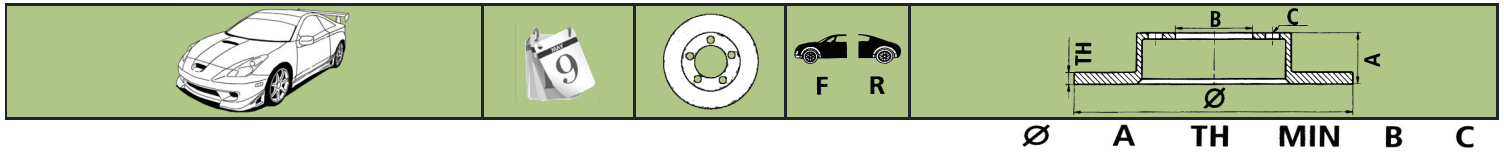
Valiant

VC, VE, VF	9/68 - 70	DR201	●		Solid	279.4	61	12.7	11.2	79	5
VG - CL PCD 114mm	70 - 73	DR202	●		Vented	282	62	24	22.3	78	5
VG Early P.C.D 101mm	1970	DR204	●		Vented	279.4	62	24	22.3	78	5
CL, CM	76 - 81	DR203	●		Vented	282	56.5	25.4	24.4	78	5

Voyager

GS SE, LE, LTD	97 - 00	DR177	●		Vented	282	38	24	22.4	73.4	5
RG SE, LX & LTD Front & AWD	01 on	DR776	●		Vented	302	39	28	26.5	73.4	5
RG SE, LX & LTD Front & AWD	01 on	DR777		●	Solid	290	56	12.5	11.5	72	5

Disc Rotors



CITROEN

Berlingo

1.4i, 1.8i & 1.9L Diesel	96 - 9/02	DR274	●		Vented	266	27.5	20.4	18.5	66	4
1.4L	96 on	DR12302	●		Solid	266	27.2	13	11	66	4
1.4, 1.6, 1.9 & 2.0L	02 on	DR12332	●		Vented	266	34.2	22	20	66	4
Van	05 on	DR12387		●	Solid	246.5	35	9	8	71	4
1.6L Hdi (With Brg & ABS Ring)	4/08 on	DR12811		●	Solid	268	74.7	12	10.5	Hub	4

BX

1.9L	82 - 94	DR12055	●		Solid	266	27	10	8	66	4
All Models	82 - 94	DR12135		●	Solid	224	56.5	7	5	71	4
1.9L GTi 16V	87 - 94	DR274	●		Vented	266	27.5	20.4	18.5	66	4

C2

1.6L	04 on	DR12332	●		Vented	266	34.2	22	20	66	4
1.6L	04 on	DR12387		●	Solid	246.5	35	9	8	71	4

C3

1.4L	02 on	DR12302	●		Solid	266	27.2	13	11	66	4
1.6 16v & 1.4 16v Turbodiesel	02 on	DR12332	●		Vented	266	34.2	22	20	66	4
1.6L	02 on	DR12387		●	Solid	246.5	35	9	8	71	4

C4

1.6L Petrol & 1.6L Diesel Non-ESP	05 on	DR12332	●		Vented	266	34.2	22	20	66	4
1.6L Petrol & 1.6L Diesel With ESP	05 on	DR12312	●		Vented	283	34.2	26	24	66	4
2.0L	05 on	DR12312	●		Vented	283	34.2	26	24	66	4
2.0L 16V	05 on	DR12728	●		Vented	302	34	26	24	66	4
1.4, 1.6 & 2.0L ABS (59.9 OD Bearing)	05 on	DR12543		●	Solid	249	67.2	9	8	Hub	4
Picasso 2.0L (With Brg & ABS Ring)	10/06 on	DR12811		●	Solid	268	74.7	12	10.5	Hub	4

C5

3.0L V6 24v	01 on	DR12119	●		Vented	288	34.2	28	26	66	4
C5 & Break 2.0i & 2.0 Turbodiesel	01 on	DR12312	●		Vented	283	34.2	26	24	66	4
4 Cyl & V6	01 on	DR12314		●	Solid	276	62	14	12	71	4
2.2L & 2.9L V6	05 on	DR12119	●		Vented	288	34.2	28	26	66	4
2.2L & 2.9L V6	05 on	DR12314		●	Solid	276	62	14	12	71	4

C6

2.7L Diesel & 2.9L V6	9/05 on	DR12359	●		Vented	330	48	30	28	71	5
2.7L	9/05 on	DR12612		●	Vented	302	35	22	20	71	5

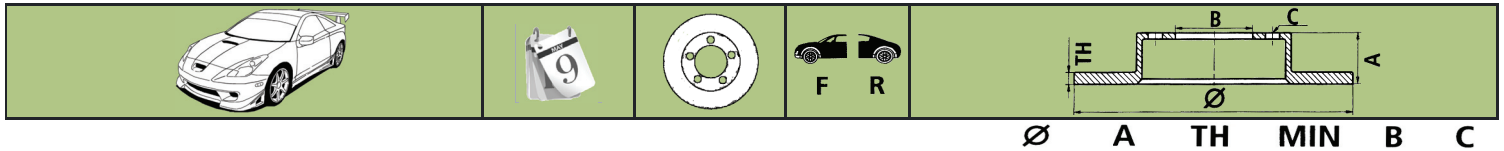
CX Series

CX2000, 2200, 2400, 2500i E	74 - 6/84	DR056	●		Vented	260	54	20	18	58	5
CX2000, 2200	74 - 9/77	DR057		●	Solid	233	58	9	7	58	5
CX2400, 2500i E	10/77 - 85	DR059		●	Solid	224	57	7	6	57.5	5

D Series

D Series	66 - 76	DR050	●		Solid	300	54	12	10.8	99.5	6
----------	---------	--------------	---	--	-------	-----	----	----	-------------	------	---

Disc Rotors



CITROEN

Dispatch

G9C 2.0L	1/07 on	DR12566	●		Vented	304	48.5	28	26	71	5
G9C 2.0L	1/07 on	DR12567		●	Solid	290	49.2	14	13	71	5

GS Series

GS1015	70 - 72	DR051	●		Solid	270	32	7	6.3	90.5	5
GS1200, 1220 GXS Pallas	2/71 - 78	DR054	●		Solid	269	29.5	9	7	87	6
GS1200, 1220	2/72 - 78	DR053		●	Solid	178	15	7	6.3	45	4

Xantia

1.6, 1.8i 16V 2.0L	93 on	DR274	●		Vented	266	27.5	20.4	18.5	66	4
2.0I 16V	93 on	DR275	●		Vented	283	27.2	22	20	66	4
All Models	93 on	DR12020		●	Solid	224	57.5	9	7	71	4
2.0I Turbo Ct	95 on	DR277	●		Vented	283	28.2	26	24.2	66	4
V6	98 on	DR12119	●		Vented	288	34.2	28	26	66	4

Xantia Wagon

1.8i, 2.0i 16V, 1.9L Turbo Diesel	95 on	DR275	●		Vented	283	27.2	22	20	66	4
2.0i Turbo Ct, 2.1L Turbo Diesel	95 on	DR277	●		Vented	283	28.2	26	24.2	66	4
All Models	95 on	DR12088		●	Solid	251	62.4	12	10.8	71	4

XM

Berline	89 on	DR12215		●	Solid	224	63	9	7	71	5
Berline	91 - 01	DR12049	●		Vented	283	48	26	24	71	5
Wagon	91 - 01	DR12049	●		Vented	283	48	26	24	71	5
Wagon	91 on	DR12299		●	Solid	250	62.4	12	10.8	71	5
Berline & Wagon V6	97 - 01	DR12120	●		Vented	288	50	28	26	71	5

Xsara

1.6, 1.8i 8V 1.9 T/Diesel	97 on	DR273	●		Vented	247	34.3	20.5	18.5	66	4
All	97 on	DR276		●	Solid	247	25.3	8	6	71	4
1.8, 2.0L 16V	98 on	DR274	●		Vented	266	27.5	20.4	18.5	66	4
Break, Coupe, Picasso	00 on	DR12332	●		Vented	266	34.2	22	20	66	4
Xsara, Break & Coupe 2.0i 16v	00 on	DR12312	●		Vented	283	34.2	26	24	66	4

DAEWOO

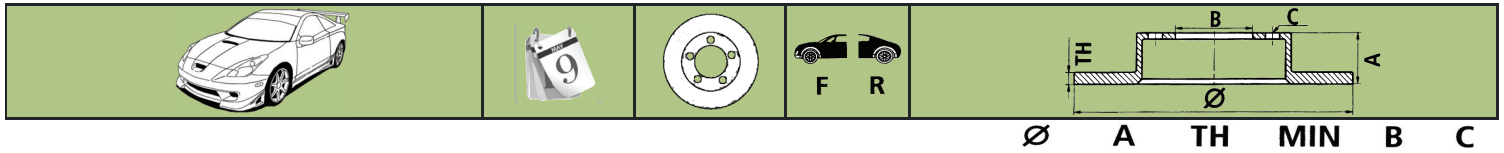
1.5L

1.5L 4D Sedan	9/94 on	DR011	●		Solid	236	41	12.6	10.7	60	4
3D & 5D Hatchback	9/94 on	DR011	●		Solid	236	41	12.6	10.7	60	4

Cielo

Cielo	2/95 on	DR011	●		Solid	236	41	12.6	10.7	60	4
Cielo All with 13" wheels	2/95 on	DR021	●		Vented	236	41	20	17	60	4
Cielo All with 14" wheels	2/95 on	DR023	●		Vented	256	41	24	21	60	4

Disc Rotors



DAEWOO

Espero

CD 4D Sedan	2/95 on	DR021	●		Vented	236	41	20	17	60	4
CD 4D Sedan	2/95 on	DR023	●		Vented	256	41	24	21	60	4

Kalos

T200 1.5L	4/03 - 12/04	DR12555	●		Vented	236	41	20	18	59	4
-----------	--------------	----------------	---	--	--------	-----	----	----	-----------	----	---

Lacetti

1.5L	04 on	DR12407	●		Vented	256	47.3	23.9	22	60.2	4
1.5L	04 on	DR12408		●	Solid	257	57.5	10.5	8	60.2	4

Lanos

SOHC SE 1.4 & 1.5L	6/97 on	DR023	●		Vented	256	41	24	21	60	4
SOHC SE 1.4 & 1.5L	6/97 on	DR021	●		Vented	236	41	20	17	60	4

Leganza

SX 15" Wheels 2.0 & 2.2L	8/97 on	DR892	●		Vented	256	47	24	22	60	5
SX 15" Wheels 2.0 & 2.2L	8/97 on	DR893		●	Solid	258	64.5	10	8	57	5

Matiz

Matiz	99 on	DR897	●		Solid	236	35	12.7	9.7	86	4
-------	-------	--------------	---	--	-------	-----	----	------	------------	----	---

Nubira

SX, SE, CDX	6/97 on	DR894	●		Vented	256	47	24	22	60	4
SX, SE, CDX	6/97 on	DR895		●	Solid	258	64.5	10	8	57	4

Tacuma

U100 2L Wagon	11/00 on	DR726	●		Vented	256	47	24	22	60	4
---------------	----------	--------------	---	--	--------	-----	----	----	-----------	----	---

DAIHATSU

Altis

MCV20	7/97 - 00	DR735	●		Vented	275	49.5	28	26	62	5
SXV20	7/97 - 00	DR733	●		Vented	255	49	28	26	62	5
MCV20	7/97 - 00	DR736		●	Solid	269	65	10	9	62	5

Applause

A101	6/89 on	DR295	●		Vented	234	47	18	17	56	4
A101	6/89 - 94	DR494		●	Solid	236	40	10	9	56	4
5 Door 1.6L	98 on	DR295	●		Vented	234	47	18	17	56	4

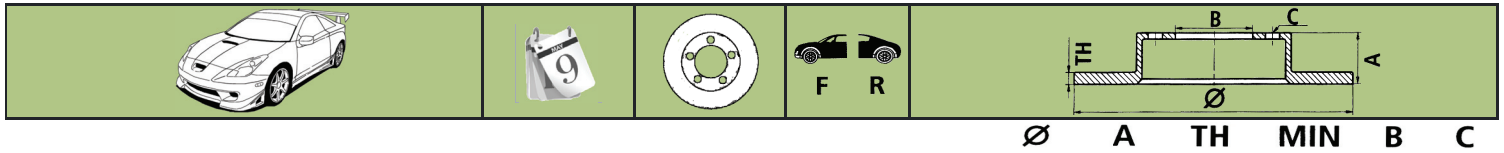
Centro

MS, MX	94 - 98	DR297	●		Solid	211	35	10	9	70	4
--------	---------	--------------	---	--	-------	-----	----	----	----------	----	---

Charade

G10, G20	80 - 1/83	DR290	●		Solid	208	39	10	9	47	4
G11	83 - 12/86	DR294	●		Solid	208	29	11	10	47	4
G100, G102	87 - 1/89	DR295	●		Vented	234	47	18	17	56	4

Disc Rotors



DAIHATSU

Charade

G100, G102 6mm Flange	87 - 1/89	DR291	●		Solid	234	47	11	10	56	4
G100, G102 7mm Flange	89 - 1/93	DR296	●		Solid	234	47	11	10	56	4
G100, G200, G203 SG	89 - 94	DR295	●		Vented	234	47	18	17	56	4
G202	1/93 on	DR296	●		Solid	234	47	11	10	56	4
L251	2/03 - 8/05	DR12383	●		Solid	211	41	11	10	55	4

Copen

L880	03 - 05	DR12495	●		Vented	246	42	17	16	55	4
------	---------	----------------	---	--	--------	-----	----	----	-----------	----	---

Cuore

1.0L	00 on	DR12383	●		Solid	211	41	11	10	55	4
------	-------	----------------	---	--	-------	-----	----	----	-----------	----	---

Delta

V57, V67, V107	4/87 on	DR299	●		Vented	285	61	24	23	94	6
----------------	---------	--------------	---	--	--------	-----	----	----	-----------	----	---

Feroza

4WD F300, F310	10/88 on	DR292	●		Solid	277	30	12.5	11.5	96	5
4WD F300, F310	10/88 on	DR491	●		Vented	277	33	18	17	96	5

Handyvan

L55, L60 With Booster	6/83 - 85	DR493	●		Solid	179	33	10	9	70	4
L55, L60 Without Booster	6/83 - 85	DR490	●		Solid	236	33	10	9	70	4
L80	8/85 - 2/90	DR297	●		Solid	211	35	10	9	70	4

Hi-Jet

S75	10/83 - 5/86	DR297	●		Solid	211	35	10	9	70	4
S76	2/84 - 5/86	DR492	●		Solid	211	23	10	9	79	4

Mira

L200, L201	3/90 - 8/92	DR297	●		Solid	211	35	10	9	70	4
L200, L201	8/90 on	DR298	●		Vented	211	41	16	15	70	4

Move

L601	97 - 99	DR12457	●		Vented	234	37	16	15	70	4
------	---------	----------------	---	--	--------	-----	----	----	-----------	----	---

Pyzar

Pyzar	97 on	DR497	●		Vented	250	47	18	17	56	4
Pyzar	97 on	DR295	●		Vented	234	47	18	17	56	4

Rocky 4WD

F20, F50, F60 Non Turbo	10/81 - 3/84	DR292	●		Solid	277	30	12.5	11.5	96	5
F7#, F8# Turbo	4/84 - 4/93	DR491	●		Vented	277	33	18	17	96	5
F70, F75, F80, F85	84 - 4/93	DR292	●		Solid	277	30	12.5	11.5	96	5
F73, F78	5/93 on	DR491	●		Vented	277	33	18	17	96	5

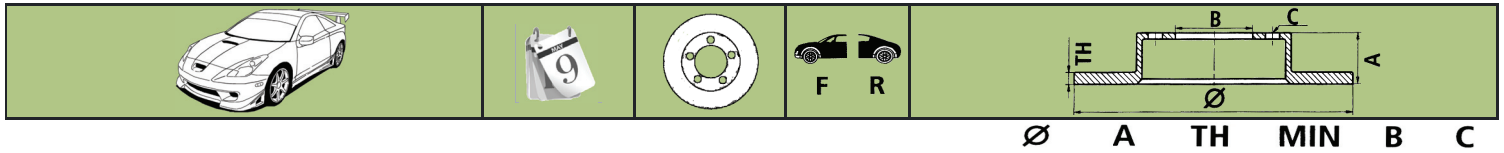
Sirion

M100, NM101, 1.3L	6/98 on	DR495	●		Vented	234	41	16	15	55	4
-------------------	---------	--------------	---	--	--------	-----	----	----	-----------	----	---

Terios

J100, J102 DX, SX, Aero	7/97 on	DR496	●		Solid	273	37.5	16	15	66.5	5
-------------------------	---------	--------------	---	--	-------	-----	------	----	-----------	------	---

Disc Rotors



DAIHATSU

YRV

M200 4 Door Wagon	7/01 on	DR495	●		Vented	234	41	16	15	55	4
-------------------	---------	--------------	---	--	--------	-----	----	----	-----------	----	---

DAIMLER

2.5L Saloon

2.5L Saloon V8	59 - 67	DR072	●		Solid	280	51.5	9.75	8.5	82.5	5
2.5L Saloon V8	59 - 67	DR073		●	Solid	287	53	9.5	8	82.5	5

Double Six

Double Six Series 1	72 - 73	DR074	●		Solid	284	60.3	12.7	11.4	82.5	5
Double Six Series 1, 2, 3	72 - 82	DR075		●	Solid	262	25.5	12.5	11.4	70	4
Double Six Series 2, 3	73 - 82	DR076	●		Vented	285	60.5	24	22.9	82	5
Sovereign Series 2, 3	74 - 82	DR076	●		Vented	285	60.5	24	22.9	82	5
Double Six	82 - 86	DR076	●		Vented	285	60.5	24	22.9	82	5
Double Six	82 - 86	DR075		●	Solid	262	25.5	12.5	11.4	70	4

Limousine

Limousine	69 - 79	DR075		●	Solid	262	25.5	12.5	11.4	70	4
-----------	---------	--------------	--	---	-------	-----	------	------	-------------	----	---

Sovereign

Sovereign Series 1	67 - 73	DR074	●		Solid	284	60.3	12.7	11.4	82.5	5
Sovereign Series 1, 2, 3	68 - 82	DR075		●	Solid	262	25.5	12.5	11.4	70	4

XJ Series

Sedan 6	11/86 - 90	DR077	●		Vented	295	67	22.3	21	80	5
Sedan 6	11/86 - 90	DR078		●	Solid	278	68	10	8.8	74	5
With Dana Rear Axle P.C.D 120.5mm	11/86 - 90	DR075B		●	Solid	262	25.5	12.5	11.4	70	4

DE TOMASO

Pantera

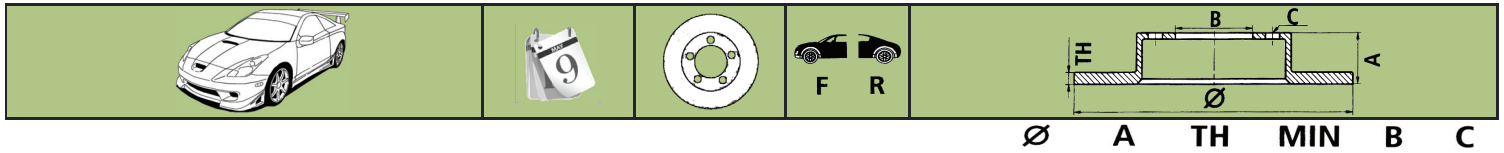
Pantera	90 - 96	DR12268	●		Vented	332	91.5	32	30	82	5
Pantera	90 - 96	DR12269		●	Vented	314	83.5	28	26	82	5

DODGE

Avenger

2.0, 2.4 & 2.7L	08 on	DR12444	●		Vented	294	45.7	26	24.4	69	5
2.0, 2.4 & 2.7L	08 on	DR12550		●	Solid	302	60.1	10	8.4	80	5

Disc Rotors



DODGE

Caliber

1.8, 2.0 & 2.4L	8/06 on	DR12444	●		Vented	294	45.7	26	24.4	69	5
1.8, 2.0 & 2.4L	8/06 on	DR12445		●	Solid	262	60.2	9.9	8.4	80	5

Journey

JC 2.0L & 2.7L	2008 on	DR12642	●		Vented	302	38.2	28	26.4	72.5	5
JC 2.0L & 2.7L	2008 on	DR12643		●	Solid	305	33.1	12	10.4	72.5	5

Nitro

2.8 & 3.7L	07 on	DR12548	●		Vented	302	64	28	26.4	72.1	5
2.8 & 3.7L	07 on	DR12549		●	Solid	316	76.5	12	10.4	72.1	5
3.7L	09 on	DR12733	●		Vented	332	64	28	26.4	72.1	5

Ram

4WD	94 - 99	DR12246	●		Vented	295	65.7	32.8	30.9	78.6	5
2WD 1500 Pick up	00 - 01	DR12301	●		Vented	304	69.8	30	28.4	79.8	5

dr12758

Rav 4

SXA1#	8/98 on	DR691		●	Solid	303	58	9	8	62	5
-------	---------	--------------	--	---	-------	-----	----	---	----------	----	---

EUNOS

30X

30X Coupe	92 on	DR533	●		Vented	257	45.5	22	20	55	4
30X Coupe	92 on	DR534		●	Solid	250.5	34.5	9	8	55	4

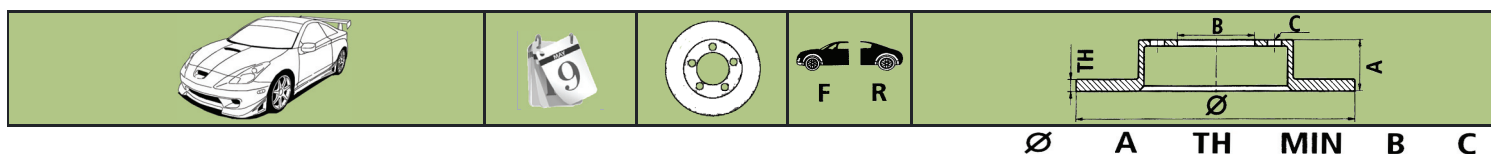
500

500	92 on	DR950	●		Vented	258	49	24	22	72	5
500	92 on	DR951		●	Solid	261	40	9.5	8	72	5

800

2.5L	93 on	DR962	●		Vented	274	51	28	26	72	5
2.3L	To 5/96	DR866	●		Vented	296	51	28	26	72	5
2.3L	To 5/96	DR867		●	Solid	286	57	9.5	7.5	72	5
2.5L	To 5/96	DR867		●	Solid	286	57	9.5	7.5	72	5
2.3L	6/96 on	DR866	●		Vented	296	51	28	26	72	5
2.3L	6/96 on	DR869		●	Solid	285.8	58.1	9.8	7.5	72	5
2.5L	6/96 on	DR869		●	Solid	285.8	58.1	9.8	7.5	72	5

Disc Rotors



FERRARI

208

Dino GT4	73 - 86	DR070	●		Vented	272	78	22	20	58	5
GTB/GTS Turbo	73 - 5/86	DR070	●		Vented	272	78	22	20	58	5
Dino GT4	73 - 86	DR071		●	Vented	277	73	20	18	67	5
GTB/GTS Turbo	73 - 5/86	DR071		●	Vented	277	73	20	18	67	5

308

GTB/GTS/GT4	73 - 86	DR070	●		Vented	272	78	22	20	58	5
GTB/GTS/GT4	73 - 86	DR071		●	Vented	277	73	20	18	67	5

328

GTB/GTS	76 - 89	DR12021	●		Vented	282	55.5	22	20	67	5
GTB/GTS	76 - 89	DR12022		●	Vented	280	74	22	20	67	5

348

GTB/GTS	89 - 95	DR12023	●		Vented	300	61	28	26	67	5
GTB/GTS	89 - 95	DR12024		●	Vented	310	76.8	24	22	67	5
Spider	93 - 95	DR12023	●		Vented	300	61	28	26	67	5
Spider	93 - 95	DR12024		●	Vented	310	76.8	24	22	67	5

360

Modena/Spider	3/99 on	DR12380	●		Vented	330	41.3	28	26	67	5
Modena/Spider	3/99 on	DR12380		●	Vented	330	41.3	28	26	67	5

400

400	76 - 85	DR12089	●		Vented	301	96	32	30	58	5
400	76 - 85	DR12025		●	Vented	296	89	26	23	67	5

412

412	85 - 89	DR12026	●		Vented	301	78	32	30	67	5
412	85 - 89	DR12025		●	Vented	296	89	26	23	67	5

456

GTA	96 on	DR12377	●		Vented	330	61.7	32	30	67	5
-----	-------	----------------	---	--	--------	-----	------	----	-----------	----	---

512

TR	92 - 95	DR12378	●		Vented	315	61.7	32	30	67	5
TR	92 - 95	DR12379	●		Vented	310	90	28	25	67	5
TR	92 - 95	DR12379		●	Vented	310	90	28	25	67	5
TR	92 - 95	DR12378		●	Vented	315	61.7	32	30	67	5

550

Maranello	96 on	DR12236	●		Vented	330	60.7	32	30	67	5
Maranello	96 on	DR12237		●	Vented	310	80.5	28	26	67	5

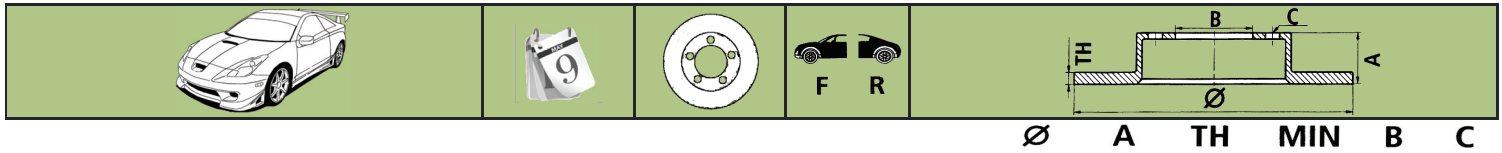
575M

Maranello	02 on	DR12236	●		Vented	330	60.7	32	30	67	5
Maranello	02 on	DR12237		●	Vented	310	80.5	28	26	67	5

Boxer

Boxer	73 - 84	DR12036	●		Vented	288	76	32	30	84	8
-------	---------	----------------	---	--	--------	-----	----	----	-----------	----	---

Disc Rotors



FERRARI

Boxer

Boxer	73 - 84	DR12037		●	Vented	296	75	22	20	90	8
-------	---------	---------	--	---	--------	-----	----	----	----	----	---

F40

F40	88 - 92	DR12027	●		Vented	332	34.5	32	30	194	10
F40	88 - 92	DR12027		●	Vented	332	34.5	32	30	194	10

F355

Berlinetta, GTS & Spider	94 - 95	DR12023	●		Vented	300	61	28	26	67	5
Berlinetta, GTS & Spider	94 - 95	DR12024		●	Vented	310	76.8	24	22	67	5

F512

M	12/94 - 96	DR12379	●		Vented	310	90	28	25	67	5
M	12/94 - 96	DR12378	●		Vented	315	61.7	32	30	67	5
M	12/94 - 96	DR12378		●	Vented	315	61.7	32	30	67	5
M	12/94 - 96	DR12379		●	Vented	310	90	28	25	67	5

GTO

GTO	84 - 85	DR12028	●		Vented	309	52.2	32	30	88	10
GTO	84 - 85	DR12029		●	Vented	310	89	30	27	88	10

Mondial

2 Valves	80 - 82	DR12030	●		Vented	282	59.5	22	20	67	5
2 Valves	80 - 82	DR12031		●	Vented	297	73	20	18	67	5
Quattrovalole / Cabriolet	82 - 89	DR12032	●		Vented	282	55.5	22	20	67	5
Quattrovalole / Cabriolet	82 - 89	DR12022		●	Vented	280	74	22	20	67	5

Mondial T

Coupe/Cabriolet	89 - 93	DR12032	●		Vented	282	55.5	22	20	67	5
Coupe/Cabriolet	89 - 93	DR12022		●	Vented	280	74	22	20	67	5

Testarossa

Testarossa	84 - 87	DR12028	●		Vented	309	52.2	32	30	88	10
Testarossa	84 - 87	DR12029		●	Vented	310	89	30	27	88	10
Testarossa	88 - 91	DR12034	●		Vented	309	67.2	32	30	67	5
Testarossa	88 - 91	DR12035		●	Vented	310	89	30	27	67	5

FIAT

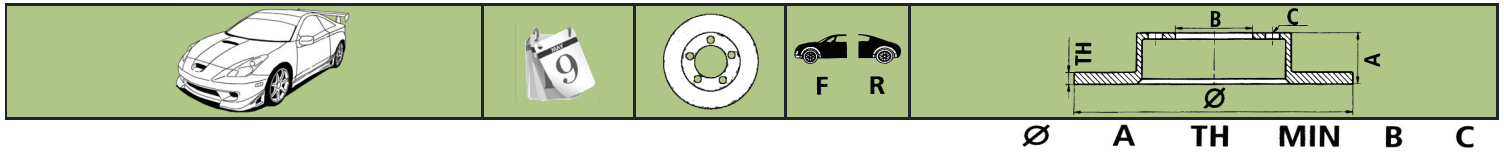
124

124	66 - 78	DR160	●		Solid	227	46	10.8	9.7	62	4
124	66 - 78	DR160		●	Solid	227	46	10.8	9.7	62	4

125

125	66 - 78	DR160	●		Solid	227	46	10.8	9.7	62	4
125	66 - 78	DR160		●	Solid	227	46	10.8	9.7	62	4

Disc Rotors



FIAT

127

127	66 - 78	DR160	●		Solid	227	46	10.8	9.7	62	4
127	66 - 78	DR160		●	Solid	227	46	10.8	9.7	62	4

128

128	66 - 78	DR160	●		Solid	227	46	10.8	9.7	62	4
128	66 - 78	DR160		●	Solid	227	46	10.8	9.7	62	4

130

130	76 on	DR162	●		Vented	275	72	18.5	17	59	5
-----	-------	--------------	---	--	--------	-----	----	------	-----------	----	---

131

131	66 - 78	DR160	●		Solid	227	46	10.8	9.7	62	4
131	66 - 78	DR160		●	Solid	227	46	10.8	9.7	62	4

132

132	78 - 83	DR160	●		Solid	227	46	10.8	9.7	62	4
132	78 - 83	DR160		●	Solid	227	46	10.8	9.7	62	4
GLS, 2000	79 - 82	DR161	●		Solid	251.5	51.2	11	9.5	62	4

500

1.2L 4Cyl	10/07 on	DR12569	●		Solid	240	40	10.9	9.2	59	4
1.4L 4Cyl Sport	10/07 on	DR12569		●	Solid	240	40	10.9	9.2	59	4

850

850	78 - 83	DR160	●		Solid	227	46	10.8	9.7	62	4
850	78 - 83	DR160		●	Solid	227	46	10.8	9.7	62	4

Bravo

2.0i 20V HGT	95 on	DR665	●		Vented	284	44	22	20.2	59	4
--------------	-------	--------------	---	--	--------	-----	----	----	-------------	----	---

Coupe

2.0i 16V Turbo	94 on	DR665	●		Vented	284	44	22	20.2	59	4
2.0i 20V Turbo	96 - 00	DR12348	●		Vented	305	44.7	28	26	59	4
2.0i 20V Turbo	96 - 00	DR12348		●	Vented	305	44.7	28	26	59	4

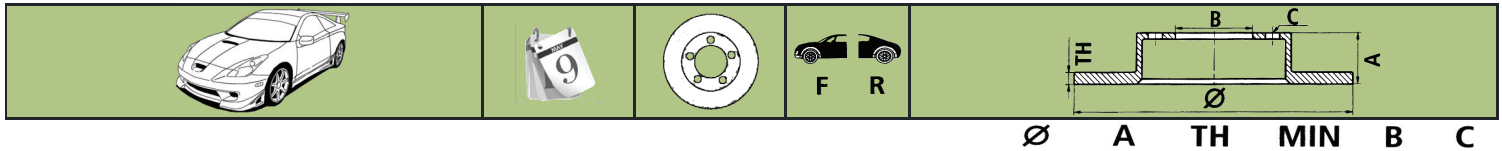
Croma

Croma	85 - 9/88	DR12270	●		Vented	257	51.7	20	18.2	59	4
Croma	88 - 90	DR12137	●		Solid	257	50.7	14	12.8	59	4
Croma	88 - 91	DR12228	●		Vented	257	50.7	22	20.9	59	4
Croma	88 - 90	DR12138		●	Solid	251	50.5	10	9	59	4
2.0i Turbo & 2.5i V6	93 - 96	DR665	●		Vented	284	44	22	20.2	59	4

Ducato

2.3L Diesel	4/02 - 06	DR12315	●		Vented	300	65.5	24	21.9	80	5
2.3L Diesel	4/02 - 06	DR12433		●	Solid	280	82	16	14.2	79	5
1.7t	4/06 on	DR12315	●		Vented	300	65.5	24	21.9	80	5
2.3 & 3.0L LWB	7/06 on	DR12587	●		Vented	300	73.5	32	29.9	80	5
2.3 & 3.0L LWB	7/06 on	DR12588		●	Solid	300	80	16	14.2	79	5

Disc Rotors



FIAT

Grand Punto

1.4L 16V Non-Turbo	9/05 on	DR12751	●		Vented	257	40.5	22	20	60	4
--------------------	---------	----------------	---	--	--------	-----	------	----	-----------	----	---

Punto

1.6L 16V & 1.9L 4Cyl Diesel	2/00 on	DR12568	●		Vented	257	40.5	20	18.2	59	4
1.9L Diesel	7/06 on	DR12824	●		Vented	284	43.2	22	20	60	4

Regata

85S	82 - 89	DR160	●		Solid	227	46	10.8	9.7	62	4
100S, Argenta	83 - 89	DR164	●		Solid	257	51.5	12	10.8	62	4

Ritmo

1.4L Turbo	08 on	DR12751	●		Vented	257	40.5	22	20	60	4
1.4L Turbo	08 on	DR12138		●	Solid	251	50.5	10	9	59	4

Scudo

2.0L 4Cyl Van	1/07 on	DR12566	●		Vented	304	48.5	28	26	71	5
2.0L 4Cyl Van	1/07 on	DR12567		●	Solid	290	49.2	14	13	71	5

X1/9

X1/9	78 - 83	DR160	●		Solid	227	46	10.8	9.7	62	4
X1/9	78 - 83	DR160		●	Solid	227	46	10.8	9.7	62	4

FORD

Bronco

Bronco	81 - 87	DR121	●		Vented	297	70	30	28.5	98.5	5
Bronco	94 - 96	DR12229	●		Vented	297	65	26.1	24.4	98.5	5

Capri

GT1600, Deluxe, XL	69 - 73	DR113	●		Solid	245	27	12.7	11.4	68	4
GT3000	70 - 73	DR113	●		Solid	245	27	12.7	11.4	68	4
SA, SC, SE Convertible Non Turbo	89 - 94	DR930	●		Vented	238	31	18	16	75	4
SA, SC, SE Convertible Turbo	89 - 94	DR101	●		Vented	260	32	18	16	75	4
SA, SC, SE Convertible Hub Seal 54mm	89 - 94	DR931		●	Solid	222	35	10	8	HUB	4

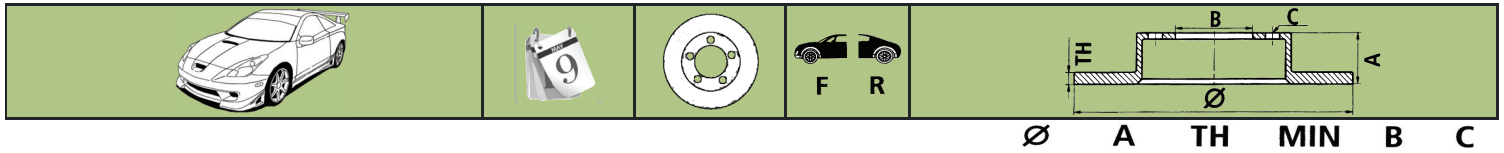
Corsair

UA	89 - 92	DR617	●		Vented	257	49	22	20	68	4
UA	89 - 92	DR614		●	Solid	258	45	10	9	68	4

Cortina

220, 240, 440, MKI & MKII	10/62 - 71	DR112	●		Solid	240	27	9.5	8.6	68	4
TC, TD DB625 Pads	71 - 6/77	DR115	●		Solid	246	62	12.5	11.5	69	4
English Import DB625 Pads	75 - 78	DR118	●		Solid	247	26.5	12.5	11.4	68	4
TE, TF DB1024 Pads	6/77 - 8/82	DR116	●		Vented	237	63.5	22.4	20	78	4

Disc Rotors



FORD

Cougar

2.5L V6	99 on	DR508	●		Vented	278	47	24	22.2	63.6	4
2.5L V6	99 on	DR851		●	Vented	252.3	43.9	20	18	63.6	4

Courier

All Models	81 - 84	DR941	●		Solid	255	36	20	19	80	4
1.8, 2.0, 2.2, 2.6L 2WD	85 - 96	DR631	●		Vented	256	21	20	18	86	6
2.6L 4WD	5/87 - 98	DR965	●		Vented	272	25	22	20	93	6
4WD	96 - 98	DR959	●		Vented	274	28	28	26	93	6
PD 2.6L 2WD	4/96 on	DR958	●		Vented	255.5	24	24	22	86	6
2.5 & 2.6L 4WD	11/98 on	DR964	●		Vented	275	24	24	22	93	6
2.5L, 2.6L 4WD	11/02 - 06	DR12502	●		Vented	288.5	70.5	28	26	98	6

Crown Victoria

V8 SOHC	98 - 02	DR2148	●		Vented	316	65.8	28	27.8	71.8	5
---------	---------	---------------	---	--	--------	-----	------	----	-------------	------	---

Econovan

1400, 1600, 2200	5/81 - 3/84	DR939	●		Vented	275	33	20	19	85	4
Spectron SGMB 1600	2/83 - 4/84	DR939	●		Vented	275	33	20	19	85	4
1.4, 1.8, 2.0, 2.2 SWB L/H	4/84 - 96	DR632B	●		Vented	231.5	58.5	18	16	HUB	4
1.4, 1.8, 2.0, 2.2 SWB R/H	4/84 - 96	DR632A	●		Vented	231.5	58.5	18	16	HUB	4
1.8, 2.0, 2.2L, Spectron STD & LWB	3/84 - 92	DR631	●		Vented	256	21	20	18	86	6
2000 Pick-up, Crew Cab	4/84 - 88	DR934	●		Vented	268	20	20	18	86	6
2000 4WD Wagon	3/86 - 88	DR943	●		Vented	256	25	24	22	93	6
2000 Pick-up, Crew Cab	7/87 - 7/88	DR631	●		Vented	256	21	20	18	86	6
Maxi 4.4m 2.0 & 2.2L	12/94 - 1/97	DR857	●		Vented	256	25	24	22	86	6
Maxi 4.7m Van, 2.2L Cab-Chas, Van 1.8L	12/94 - 1/97	DR934	●		Vented	268	20	20	18	86	6
JG 4.0m Van SWB L/H	2/97 on	DR859B	●		Vented	256	72	18	16	Hub	4
JG 4.0m Van SWB R/H	2/97 on	DR859A	●		Vented	256	72	18	16	Hub	4
JG 4.4m Van 2.0L	6/97 on	DR857	●		Vented	256	25	24	22	86	6
JH Van	03 on	DR12655	●		Vented	255.5	28	28	26	93	6

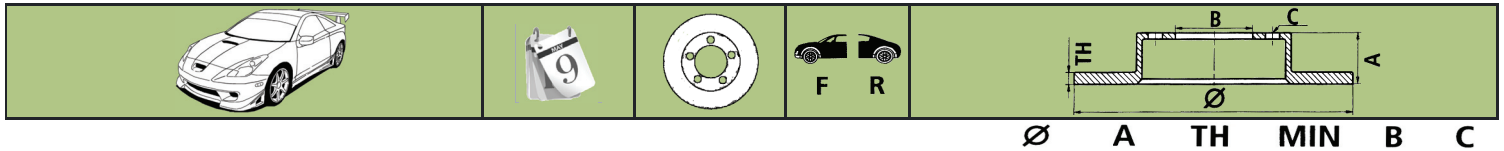
Escape

ZB 2.0L 4Cyl & 3.0L V6	00 - 05	DR957	●		Vented	278	47	24	22	72	5
ZC 2.3L & 3.0L	05 on	DR12448	●		Vented	303	46.7	26	24	72	5
ZC 2.3L & 3.0L	05 on	DR12449		●	Solid	302	56	12	11	72	5

Escort

Sedan, P/Van MKI DB538 Pads	70 - 75	DR117	●		Solid	219	23	9.5	8.5	63	4
Sedan, P/Van MK2 DB625 Pads	75 - 81	DR118	●		Solid	247	26.5	12.5	11.4	68	4
RS2000	5/79 - 81	DR118	●		Solid	247	26.5	12.5	11.4	68	4
1.8L DOHC	91 - 96	DR533	●		Vented	257	45.5	22	20	55	4
1.8L DOHC	91 - 96	DR534		●	Solid	250.5	34.5	9	8	55	4
1.9L SOHC	91 - 96	DR532	●		Vented	235	45.5	22	20	55	4
All Disc/Disc Models	97 - 03	DR533	●		Vented	257	45.5	22	20	55	4
All Disc/Disc Models	97 - 03	DR534		●	Solid	250.5	34.5	9	8	55	4

Disc Rotors



FORD

Expedition

XLT 4.6L V8 SOHC 2WD	00 on	DR862	●		Vented	308	103	30	27.7	Hub	5
XLT 4.6L V8 SOHC 2WD	00 on	DR863		●	Solid	334	57	14	12	87	5

Explorer

UN, UP XLT 4.0L 4WD	11/96 - 01	DR860	●		Vented	286	66	26	24.5	72	5
UN, UP XLT 4.0L 4WD	11/96 - 01	DR861		●	Solid	285	58.5	12	11	71	5
XLT 4.6L V8 SOHC 2WD	5/01 - 05	DR862	●		Vented	308	103	30	27.7	Hub	5
XLT 4.6L V8 SOHC 2WD	5/01 - 05	DR863		●	Solid	334	57	14	12	87	5
UQ, US, UT 4.0L & 4.6L V8 4WD XLT	02 - 05	DR864	●		Vented	305	56.5	26	24.5	82	5
UQ, US, UT 4.0L & 4.6L V8 4WD XLT	02 - 05	DR865		●	Solid	301	58.5	12	11	82	5

F100

F100 2WD	73 - 5/87	DR120	●		Vented	297	82	30	28.5	HUB	5
F100 4WD	79 - 5/87	DR121	●		Vented	297	70	30	28.5	98.5	5
4WD	94 - 96	DR12229	●		Vented	297	65	26.1	24.4	98.5	5

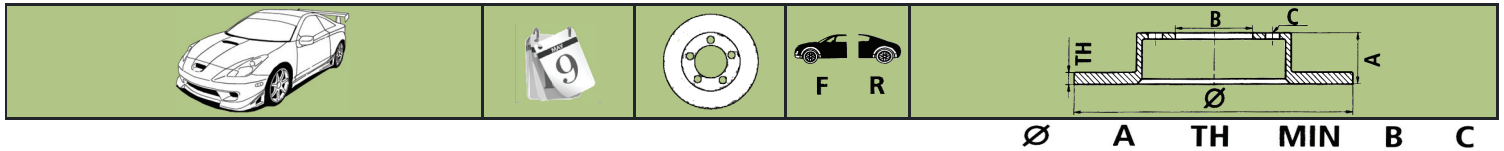
F150

2WD	5/87 - 90	DR120	●		Vented	297	82	30	28.5	HUB	5
4WD 5.0L EFI V8	5/87 - 90	DR121	●		Vented	297	70	30	28.5	98.5	5
4WD 5L V8 Include EFI	5/87 - 92	DR937	●		Vented	298	75.5	30	28.5	Hub	5
4WD	94 - 96	DR12229	●		Vented	297	65	26.1	24.4	98.5	5
4WD	97 on	DR12686	●		Vented	308	52	26	24	90	5
2WD	99 on	DR12143	●		Vented	308	103	30	27.7	HUB	7
2WD Front Disc Excl Lightning	99 on	DR12693	●		Vented	308	103.9	25.9	24.6	HUB	5
2WD Lightning Disc/Disc	99 on	DR12694	●		Vented	308	102.9	30	27.7	HUB	5
4WD	99 on	DR12145	●		Vented	308	47.6	30.1	27.7	92.3	7
2WD	99 on	DR12687		●	Solid	334	79.8	14	12	87.5	7
2WD	99 on	DR12695		●	Solid	334	56.3	14.2	12	87.5	5
2WD	99 on	DR12692		●	Vented	326	110.7	30	28	123.5	8

F250

2WD Single Piston	73 - 79	DR124	●		Vented	320	95	30	28.5	HUB	8
2WD Double Piston	76 - 79	DR122	●		Vented	320	94	32	29	HUB	8
4WD 3/4 Ton	76 - 79	DR12303	●		Vented	319	84	31.6	30	127	8
4WD Single & Dual R/W	80 - 93	DR12125	●		Vented	320	81	31.6	30	130	8
2WD Stud Dia. 1/2" (Under 8500lb GVW)	2/83 - 85	DR128A	●		Vented	320	95	32	30	HUB	8
2WD Stud Dia. 9/16" (Over 8500lb GVW)	2/83 - 85	DR128B	●		Vented	320	95	32	30	HUB	8
2WD Double Piston	86 - 93	DR995	●		Vented	319	94	32	30	HUB	8
2WD Single Rear Wheel	95 - 96	DR12142	●		Vented	331	94	30	28	HUB	8
4WD Dual Rear Wheels	95 - 96	DR12144	●		Vented	330	79.1	30	28.5	130.4	8
2WD Single Rear Wheel	96 - 99	DR12143	●		Vented	308	103	30	27.7	HUB	7
4WD Dual Rear Wheels	96 - 99	DR12145	●		Vented	308	47.6	30.1	27.7	92.3	7
2WD With 4 wheel ABS	99 - 02	DR12532	●		Vented	331	143.6	38	36	Hub	8
4WD	3/99 - 05	DR798	●		Vented	331	99.5	38	36	128.7	8
2WD & 4WD	3/99 - 05	DR796		●	Vented	326	98.5	30	28	126.5	8

Disc Rotors



FORD

F250

2WD With 14x1.5mm Studs	03 - 04	DR12447	●		Vented	331	143.5	38	36	Hub	8
4WD	05 on	DR12702	●		Vented	347	99.8	38	36.4	129.2	8

F350

2WD Rare Model	74 - 75	DR938	●		Vented	320	98	26	24	91	8
2WD Single Rear Wheel	76 - 79	DR125	●		Vented	320	94	32	30	HUB	8
2WD Dual Rear Wheels	81 - 85	DR129	●		Vented	318	93	32	30	91	8
2WD Dual Rear Wheels	84 - 94	DR12173	●		Vented	319	94	32	30	91	8
4WD Single & Dual R/W	84 - 94	DR12125	●		Vented	320	81	31.6	30	130	8
2WD Single Rear Wheel	86 - 94	DR995	●		Vented	319	94	32	30	HUB	8
2WD Dual Rear Wheels	95 - 99	DR12174	●		Vented	331	206	30	28	HUB	8
2WD Single Rear Wheel	95 - 99	DR12142	●		Vented	331	94	30	28	HUB	8
4WD Single & Dual R/W	95 - 99	DR12144	●		Vented	330	79.1	30	28.5	130.4	8
2WD With 4 wheel ABS (14x2mm Studs)	99 - 02	DR12532	●		Vented	331	143.6	38	36	Hub	8
2 & 4WD 4 Wheel ABS	7/01 on	DR798	●		Vented	331	99.5	38	36	128.7	8
Dual Rear Wheels	7/01 on	DR799		●	Vented	326	113	30	28	119.5	8
SRW 5.4 & 7.3L Turbo Diesel	7/01 on	DR796		●	Vented	326	98.5	30	28	126.5	8

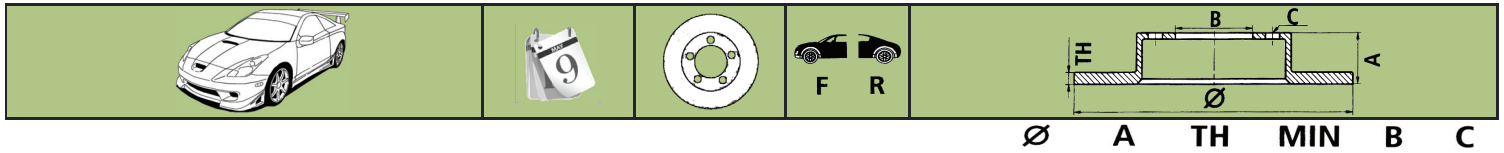
Fairlane

ZA, ZB 6Cyl	66 - 6/69	DR104	●		Solid	272	50	12.8	11.5	79.5	5
ZA, ZB 8Cyl	66 - 6/69	DR105	●		Solid	279	50	16	14.6	79.5	5
ZC, ZD, ZF, ZG	7/69 - 10/75	DR106H	●		Vented	287	75	24	22.2	HUB	5
ZG, ZH Rear	11/73 - 79	DR103		●	Vented	287	58.5	24	22.2	83	5
ZG, ZH, ZJ, ZK, ZL	10/75 - 88	DR107	●		Vented	287	75	24	22.2	HUB	5
ZJ Flange Thick 0.350"	79 - 81	DR108		●	Vented	287	71.5	24	22.2	70.5	5
ZK, ZL Rear Flange Thickness 0.250	81 - 88	DR109		●	Vented	287	71.5	24	22.2	70.5	5
NA, NA Series II, NC Non-ABS	88 - 6/91	DR110B	●		Vented	287	70	24	22.2	HUB	5
NA, NA Series II Rear	88 - 1/90	DR111A		●	Solid	287	61	15	14	70.5	5
NA Series II, NC Rear	1/90 on	DR111B		●	Solid	287	61	13	12	70.5	5
NC With ABS	7/91 on	DR130	●		Vented	287	70	24	22.2	HUB	5
NF,NL Non-ABS	To 11/96	DR131	●		Vented	287	70	25	22	HUB	5
NF,NL With ABS	To 11/96	DR132	●		Vented	287	70	25	22	HUB	5
NF, NL	2/95 on	DR133		●	Solid	299	56.5	10.5	8.5	70.5	5
NL With ABS	11/96 on	DR134	●		Vented	287	70	24	21	HUB	5
AU	98 - 00	DR500	●		Vented	287	70	24	21	71.8	5
AU	98 - 00	DR501		●	Solid	287	51.5	10.5	8.5	70.5	5
AU Series II Non Brembo upgrade	00 on	DR502	●		Vented	287	65	28	25.6	71.8	5
AU Series II Non Brembo upgrade	00 on	DR503		●	Solid	287	51	16	14.5	70.5	5
BA - FG	02 on	DR504	●		Vented	298	65	28	26	71.8	5
BA - FG	02 on	DR505		●	Solid	303	51	16	14.5	70.5	5

Fairlane - USA

Fairlane	1968	DR106H	●		Vented	287	75	24	22.2	Hub	5
Fairlane	69 - 70	DR12284	●		Vented	286.8	107.5	23.9	22.2	Hub	5

Disc Rotors

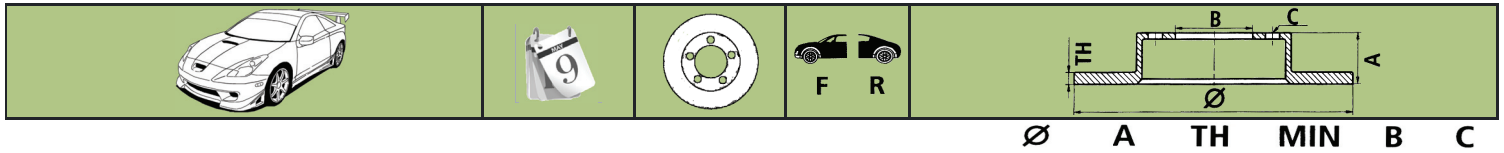


FORD

Falcon/Fairmont

XP - 4 Stud	3/65 - 66	DR114B	●		Solid	273	50	12.7	11.5	79	4
XP - 5 Stud	3/65 - 66	DR114A	●		Solid	273	50	12.7	11.5	79	5
XR, XT 6 Cyl	66 - 6/69	DR104	●		Solid	272	50	12.8	11.5	79.5	5
XR, XT 8 Cyl	66 - 6/69	DR105	●		Solid	279	50	16	14.6	79.5	5
XW - XB	7/69 - 10/75	DR106	●		Vented	287	58.5	24	22.2	83	5
XY, XW, XA, XB	7/69 - 10/75	DR106H	●		Vented	287	75	24	22.2	Hub	5
XB, XC Rear	11/73 - 79	DR103		●	Vented	287	58.5	24	22.2	83	5
XB, XC, XD, XE, XF Inc Ute	10/75 - 88	DR107	●		Vented	287	75	24	22.2	Hub	5
XD Flange Thick .350"	79 - 81	DR108		●	Vented	287	71.5	24	22.2	70.5	5
XE, XF Rear Flange Thick 0.250	82 - 88	DR109		●	Vented	287	71.5	24	22.2	70.5	5
EA,EB,ED Not ABS XR6,XR8	88 - 94	DR110B	●		Vented	287	70	24	22.2	Hub	5
EA, EA Series II Rear	88 - 12/89	DR111A		●	Solid	287	61	15	14	70.5	5
EA Series II, EB, ED, XR6, XR8 Rear	1/90 - 94	DR111B		●	Solid	287	61	13	12	70.5	5
EB, ED With ABS XR6, XR8	6/91 - 94	DR130	●		Vented	287	70	24	22.2	HUB	5
EF,EL XR6, XR8 Rear	94 on	DR133		●	Solid	299	56.5	10.5	8.5	70.5	5
EF, EL Non-ABS	To 11/96	DR131	●		Vented	287	70	25	22	HUB	5
EF, EL With ABS XR6, XR8	To 11/96	DR132	●		Vented	287	70	25	22	HUB	5
EL Non-ABS	11/96 on	DR135	●		Vented	287	70	24	21	HUB	5
EL With ABS XR6, XR8	11/96 on	DR134	●		Vented	287	70	24	21	HUB	5
EL GT Limited Edition	97 on	DR136	●		Vented	329	94	28	26.4	Hub	5
EL GT Limited Edition	97 on	DR133		●	Solid	299	56.5	10.5	8.5	70.5	5
AU	98 - 00	DR500	●		Vented	287	70	24	21	71.8	5
T-Series Tickford	98 on	DR506	●		Vented	329	48.3	28	26	71.8	5
AU	98 - 00	DR501		●	Solid	287	51.5	10.5	8.5	70.5	5
T-Series Tickford	98 on	DR501		●	Solid	287	51.5	10.5	8.5	70.5	5
AU Series II & III Non Brembo upgrade	00 - 02	DR502	●		Vented	287	65	28	25.6	71.8	5
AU Series II & III Non Brembo upgrade	00 - 02	DR503		●	Solid	287	51	16	14.5	70.5	5
AUIII T-Series 5.6L V8 L/H	00 - 02	DR507B		●	Vented	330	51	28	26	70.5	5
AUIII T-Series 5.6L V8 R/H	00 - 02	DR507A		●	Vented	330	51	28	26	70.5	5
BA - BF & Ute	02 - 05	DR504	●		Vented	298	65	28	26	71.8	5
BA - BF & Ute	02 - 05	DR505		●	Solid	303	51	16	14.5	70.5	5
BF With PBR Upgrade - L/H	05 - 4/08	DR12316GL	●		Vented	322	67.3	28	26	72	5
BF With PBR Upgrade - R/H	05 - 4/08	DR12316GR	●		Vented	322	67.3	28	26	72	5
BF GT, F6 Typhoon - Brembo Caliper - L/H	05 - 4/08	DR12317GL		●	Vented	328	58.5	26	24	70.5	5
BF GT, F6 Typhoon - Brembo Caliper - R/H	05 - 4/08	DR12317GR		●	Vented	328	58.5	26	24	70.5	5
BF With PBR Upgrade - L/H	05 - 4/08	DR12317GL		●	Vented	328	58.5	26	24	70.5	5
BF With PBR Upgrade - R/H	05 - 4/08	DR12317GR		●	Vented	328	58.5	26	24	70.5	5
BF XR6 Turbo - L/H	9/05 - 4/08	DR12317GL		●	Vented	328	58.5	26	24	70.5	5
BF XR6 Turbo - R/H	9/05 - 4/08	DR12317GR		●	Vented	328	58.5	26	24	70.5	5
FG	5/08 on	DR504	●		Vented	298	65	28	26	71.8	5
FG With PBR Upgrade - L/H	5/08 on	DR12316GL	●		Vented	322	67.3	28	26	72	5
FG With PBR Upgrade - R/H	5/08 on	DR12316GR	●		Vented	322	67.3	28	26	72	5

Disc Rotors



FORD

Falcon/Fairmont

FG	5/08 on	DR505		●	Solid	303	51	16	14.5	70.5	5
FG With PBR Upgrade - L/H	5/08 on	DR12317GL		●	Vented	328	58.5	26	24	70.5	5
FG With PBR Upgrade - R/H	5/08 on	DR12317GR		●	Vented	328	58.5	26	24	70.5	5

Falcon - USA

Falcon	1968	DR106H	●		Vented	287	75	24	22.2	Hub	5
Falcon	69 - 70	DR12284	●		Vented	286.8	107.5	23.9	22.2	Hub	5

Falcon Ute

XF & XG Longreach	88 - 95	DR107	●		Vented	287	75	24	22.2	HUB	5
XG Longreach, XH	92 on	DR111B		●	Solid	287	61	13	12	70.5	5
XH Incl. Panel Van ABS	11/96 on	DR134	●		Vented	287	70	24	21	Hub	5
XH Incl. Panel Van ABS	4/96 - 11/96	DR132	●		Vented	287	70	25	22	HUB	5
XH Incl. Panel Van Non - ABS	4/96 - 11/96	DR131	●		Vented	287	70	25	22	HUB	5
XH Incl. Panel Van Non - ABS	11/96 on	DR135	●		Vented	287	70	24	21	HUB	5
AU	98 on	DR500	●		Vented	287	70	24	21	71.8	5
AU	98 on	DR501		●	Solid	287	51.5	10.5	8.5	70.5	5
AU Series II & III	00 on	DR502	●		Vented	287	65	28	25.6	71.8	5
AU Series II & III	00 on	DR503		●	Solid	287	51	16	14.5	70.5	5

Festiva

WA	10/91 - 94	DR635	●		Solid	219	37	13	11	75	4
WB Automatic	94 - 97	DR532	●		Vented	235	45.5	22	20	55	4
WB Manual	94 - 97	DR530	●		Vented	235	45.5	18	16	55	4
WF 3 Door	11/97 on	DR530	●		Vented	235	45.5	18	16	55	4
WF 5 Door	11/97 on	DR532	●		Vented	235	45.5	22	20	55	4

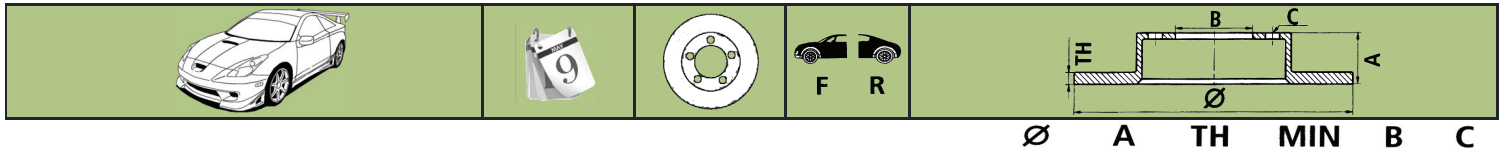
Fiesta

Fiesta	96 on	DR854	●		Vented	239.5	43	20	18	63.5	4
1.25i 16v, 1.3i 8v, 1.4L & 1.6L	12/01 on	DR2100	●		Vented	258	43.5	22	20	63.6	4
WP, WQ	03 - 07	DR2100	●		Vented	258	43.5	22	20	63.6	4
WP, WQ XR4	03 - 07	DR12241		●	Solid	252.5	33	10	8.9	63.6	4
WS 1.4 & 1.6L	10/09 on	DR12743	●		Vented	258	44	23	21	63.5	4

Focus

1.8, 2.0L 16V Except ST170	98 on	DR2100	●		Vented	258	43.5	22	20	63.6	4
1.4, 1.6, 1.8L 16V	98 on	DR12241		●	Solid	252.5	33	10	8.9	63.6	4
2.0L ST170	03 on	DR2101	●		Vented	300	43.5	24	22	63.5	4
2.0L ST170	03 on	DR2103		●	Solid	280	33	10.2	8.9	63.6	4
2.0L & C-Max With 15" Wheels	04 on	DR12391	●		Vented	278	48.5	25	23	63.5	5
Focus II With 16" Wheels	4/04 on	DR12500	●		Vented	300	48.5	25	23	63.5	5
2.5L Turbo	10/05 on	DR12610	●		Vented	320	48.5	25	23	63.6	5
2.0L	05 on	DR12458		●	Solid	265	41	11	9	63.5	5
2.5L Turbo	10/05 on	DR12501		●	Solid	280	41	11	9	64	5

Disc Rotors



FORD

FPV GT-P

5.4L V8 L/H	02 on	DR507B	●	●	Vented	330	51	28	26	70.5	5
5.4L V8 R/H	02 on	DR507A	●	●	Vented	330	51	28	26	70.5	5

Galaxie - USA

USA Model	70 - 72	DR12310	●	●	Vented	297.7	114.9	30.1	28.4	Hub	5
All Models	74 - 78	DR123	●	●	Vented	299.7	122.7	30.1	28.4	Hub	5

KA

1.3L Hatch	99 on	DR529	●	●	Solid	240	43	12	10	63.5	4
1.3L Series II	00 on	DR854	●	●	Vented	239.5	43	20	18	63.5	4

Laser

KA, KB	81 - 85	DR100	●	●	Solid	228	31	11	10	75	4
KC, KE Non-Turbo	85 - 90	DR930	●	●	Vented	238	31	18	16	75	4
KC, KE Except 4WD Hub Seal 54mm	85 - 90	DR931	●	●	Solid	222	35	10	8	HUB	4
KE Turbo 2WD & 4WD	87 - 90	DR101	●	●	Vented	260	32	18	16	75	4
KE TX3 Turbo 4WD	87 - 90	DR932	●	●	Solid	247	30	10	8	75	4
KF, KH, TX3 1.8 DOHC	11/89 - 94	DR533	●	●	Vented	257	45.5	22	20	55	4
KF, KH 1600 Automatic	4/90 - 94	DR532	●	●	Vented	235	45.5	22	20	55	4
KF, KH, KL TX3 4WD Turbo	4/90 on	DR533	●	●	Vented	257	45.5	22	20	55	4
KF, KH-1600 EFI Manual	4/90 - 94	DR530	●	●	Vented	235	45.5	18	16	55	4
KF, KH, 1.8L SOHC	4/90 - 94	DR531	●	●	Solid	231	35	9	8	55	4
KF, KH, KJ, KL 1.8L DOHC	4/90 on	DR534	●	●	Solid	250.5	34.5	9	8	55	4
KH 1800 SOHC, DOHC	10/91 - 94	DR532	●	●	Vented	235	45.5	22	20	55	4
KF, KH, KL TX3 2WD	10/91 on	DR534	●	●	Solid	250.5	34.5	9	8	55	4
KJ, KL 1.6, 1.8L	94 on	DR533	●	●	Vented	257	45.5	22	20	55	4
KN 1.6L	11/98 on	DR12139	●	●	Vented	235	46	22	20	55	4
KN, KQ 1.6L	99 on	DR532	●	●	Vented	235	45.5	22	20	55	4
KN, KQ 1.8L	99 on	DR576	●	●	Vented	258	47	24	22	55	4
KN, KQ 1.8L	99 on	DR539	●	●	Solid	261	40	10	8	55	4
KQ 2.0L	00 on	DR950	●	●	Vented	258	49	24	22	72	5
KQ 2.0L	00 on	DR951	●	●	Solid	261	40	9.5	8	72	5

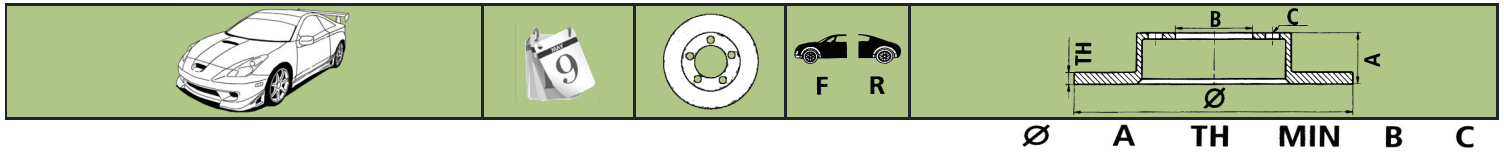
Lincoln Towncar

V8 SOHC	98 - 02	DR2148	●	●	Vented	316	65.8	28	27.8	71.8	5
---------	---------	---------------	---	---	--------	-----	------	----	-------------	------	---

LTD

54 J (Rear)	6/73 - 79	DR103	●	●	Vented	287	58.5	24	22.2	83	5
FC, FD, FE	79 - 88	DR107	●	●	Vented	287	75	24	22.2	HUB	5
FC Flange Thick .350"	79 - 81	DR108	●	●	Vented	287	71.5	24	22.2	70.5	5
FD, FE Rear Flange Thickness 0.250	82 - 88	DR109	●	●	Vented	287	71.5	24	22.2	70.5	5
DA, DA Series II, DC Non-ABS	88 - 7/91	DR110B	●	●	Vented	287	70	24	22.2	HUB	5
DA, DA Series II	88 - 1/90	DR111A	●	●	Solid	287	61	15	14	70.5	5
DA Series II, DC	1/90 - 2/95	DR111B	●	●	Solid	287	61	13	12	70.5	5
DC With ABS	7/91 - 2/95	DR130	●	●	Vented	287	70	24	22.2	HUB	5

Disc Rotors



FORD

LTD

DF, DL With ABS	To 11/96	DR132	●		Vented	287	70	25	22	HUB	5
DF, DL Rear	2/95 on	DR133		●	Solid	299	56.5	10.5	8.5	70.5	5
DL With ABS	11/96 on	DR134	●		Vented	287	70	24	21	HUB	5
AU	98 - 00	DR500	●		Vented	287	70	24	21	71.8	5
AU	98 - 00	DR501		●	Solid	287	51.5	10.5	8.5	70.5	5
AU Series II & III Non Brembo upgrade	00 on	DR502	●		Vented	287	65	28	25.6	71.8	5
AU Series II & III Non Brembo upgrade	00 on	DR503		●	Solid	287	51	16	14.5	70.5	5
BA	02 on	DR504	●		Vented	298	65	28	26	71.8	5
BA	02 on	DR505		●	Solid	303	51	16	14.5	70.5	5

LTD - USA

All Models	74 - 78	DR123	●		Vented	299.7	122.7	30.1	28.4	Hub	5
------------	---------	--------------	---	--	--------	-------	-------	------	-------------	-----	---

Maverick

GY, KY	88 - 93	DR329	●		Vented	295	29	20	18	104	6
GY, KY	88 - 93	DR622		●	Vented	316	80	18	16	111	6

Mercury

Grand Marquis V8	98 - 02	DR2148	●		Vented	316	65.8	28	27.8	71.8	5
------------------	---------	---------------	---	--	--------	-----	------	----	-------------	------	---

Meteor

GA, GB	82 - 85	DR100	●		Solid	228	31	11	10	75	4
GC	85 - 87	DR930	●		Vented	238	31	18	16	75	4

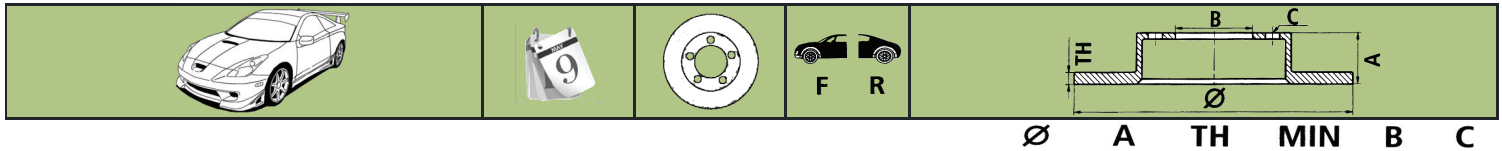
Mondeo

HA, HC, HD & HE 2.0L DOHC	7/95 - 12/01	DR850	●		Vented	260	47	24	22.2	63.5	4
HA, HC, HD & HE 2.0L DOHC	7/95 - 12/01	DR851		●	Vented	252.3	43.9	20	18	63.6	4
ST 2.5L	8/98 - 12/01	DR508	●		Vented	278	47	24	22.2	63.6	4
Mondeo III	11/00 - 2/07	DR12323	●		Vented	300	47	24	22	63.5	5
Mondeo III	11/00 - 2/07	DR12579		●	Solid	280	34	12	10	63.5	5
IV with 13.8 Stud holes (W/Out Location H	3/07 on	DR12853	●		Vented	300	52	28	26	63.5	5
IV With 15.8 Stud holes (With Location Hol	3/07 on	DR12577	●		Vented	300	52	28	26	63.5	5
Mondeo IV	3/07 on	DR12636		●	Solid	302	50.8	11	9	63.5	5

Mustang

All Models	65 - 67	DR12657	●		Vented	288	107	21	19.8	HUB	5
All Models	68 - 73	DR12658	●		Vented	287	108.5	23.9	22.4	Hub	5
All Models	74 - 78	DR12285	●		Vented	236.2	99.3	22.2	20.6	Hub	4
4 & 6 Cyl Engines	79 on	DR12286	●		Vented	236.2	101.5	22.2	20.6	Hub	4
V8	79 on	DR12287	●		Vented	257	102.4	22.1	20.6	Hub	4
All Models	80 - 81	DR12286	●		Vented	236.2	101.5	22.2	20.6	Hub	4
All Models Except SVO	82 - 86	DR12287	●		Vented	257	102.4	22.1	20.6	Hub	4
SVO	84 - 86	DR12288	●		Vented	277.1	92.1	26.2	24.7	Hub	5
SVO	84 - 86	DR12290		●	Vented	287.4	65	24	22.7	70.8	5
4 Cyl	87 - 93	DR12287	●		Vented	257	102.4	22.1	20.6	Hub	4
8 Cyl	87 - 93	DR12289	●		Vented	277	95	26.1	24.7	Hub	4

Disc Rotors



FORD

Mustang

All Models	93	DR12659	●		Vented	277	95	26.4	24.6	Hub	4
All with Rear Disc	93	DR12291		●	Vented	258.1	59.4	24	22.8	64.5	4
Cobra L/H	94 - 05	DR069B	●		Vented	330	43.5	28	26.4	71	5
Cobra R/H	94 - 05	DR069A	●		Vented	330	43.5	28	26.4	71	5
Excluding Cobra	94 - 05	DR12188	●		Vented	276	46.4	26	24.7	71.1	5
Non-Cobra	94 - 98	DR855	●		Vented	276	46.6	26	24.8	71	5
Cobra	94 - 05	DR102		●	Vented	296	51	18	16.8	71	5
Excluding Cobra	94 - 05	DR856		●	Solid	267	51	14	12.8	71	5
GT 4.6L V8	05 on	DR12660	●		Vented	316	48.3	30	28.4	70.9	5
4.0L V6	05 on	DR12661	●		Vented	293	48	30	28.4	71.1	5
V8	05 on	DR12662		●	Vented	300	35.2	19	17.4	70.6	5
Shelby GT500	07 on	DR12663	●		Vented	355	46	32	30	71	5

Probe

SU 2.5L 2DR Sports Coupe	94 on	DR950	●		Vented	258	49	24	22	72	5
SU 2.5L 2DR Sports Coupe	94 on	DR951		●	Solid	261	40	9.5	8	72	5

Raider

All Models	81 - 84	DR941	●		Solid	255	36	20	19	80	4
1.8, 2.0, 2.2, 2.6L 2WD	85 - 96	DR631	●		Vented	256	21	20	18	86	6
2.6L 4WD	5/87 - 98	DR965	●		Vented	272	25	22	20	93	6
PD 2.6L 2WD	4/96 on	DR958	●		Vented	255.5	24	24	22	86	6
2.6L 4WD	11/98 on	DR964	●		Vented	275	24	24	22	93	6

Ranger

PJ 4WD	10/06 on	DR12502	●		Vented	288.5	70.5	28	26	98	6
PJ	06 on	DR958	●		Vented	255.5	24	24	22	86	6

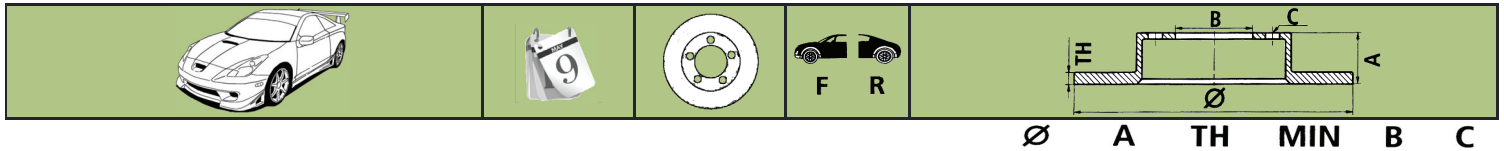
Sierra

2.8i 2WD & 4WD	4/83 - 85	DR12271	●		Vented	260	58.1	24	22.8	63.6	4
2.0i With ABS 2WD	3/85 on	DR12271	●		Vented	260	58.1	24	22.8	63.6	4
XR 4x4 2.8 & 2.9L	85 - 93	DR12272	●		Vented	260	53.1	24	22.2	63.6	4
2.8 & 2.9L 2WD	2/87 - 2/93	DR12241		●	Solid	252.5	33	10	8.9	63.6	4
2.9i 2WD	3/89 on	DR12241		●	Solid	252.5	33	10	8.9	63.6	4
4WD Incl Cosworth	2/90 - 93	DR12799	●		Vented	278	35.2	24	22.2	63.7	4
XR 4x4 2.0L	90 - 93	DR12272	●		Vented	260	53.1	24	22.2	63.6	4
4WD Incl Cosworth	2/90 - 93	DR12801		●	Vented	272	43	20	18	63.6	4

Spectron

1400, 1600, 2200	3/81 - 3/84	DR939	●		Vented	275	33	20	19	85	4
Spectron SGMB 1600	3/83 - 4/84	DR939	●		Vented	275	33	20	19	85	4
1.4, 1.8, 2.0, 2.2 R/H	4/84 - 96	DR632A	●		Vented	231.5	58.5	18	16	HUB	4
1.4, 1.8, 2.0, 2.2 L/H	4/84 - 96	DR632B	●		Vented	231.5	58.5	18	16	HUB	4
1.8, 2.0, 2.2L	3/84 - 92	DR631	●		Vented	256	21	20	18	86	6
2000 Pick-up, Crew Cab	4/84 - 88	DR934	●		Vented	268	20	20	18	86	6

Disc Rotors



FORD

Spectron

2000 4WD Wagon	3/86 - 88	DR943	●		Vented	256	25	24	22	93	6
2000 Pick-up, Crew Cab	7/87 - 7/88	DR631	●		Vented	256	21	20	18	86	6
Maxi 4.4m 2.0 & 2.2L	12/94 - 1/97	DR857	●		Vented	256	25	24	22	86	6
Maxi 4.7m Van, 2.2L Cab-Chas, Van 1.8L	12/94 - 1/97	DR934	●		Vented	268	20	20	18	86	6
JG 4.0m Van SWB L/H	2/97 on	DR859B	●		Vented	256	72	18	16	Hub	4
JG 4.0m Van SWB R/H	2/97 on	DR859A	●		Vented	256	72	18	16	Hub	4
JG 4.4m Van 2.0L	6/97 on	DR857	●		Vented	256	25	24	22	86	6

Taurus

Ghia 4 Door Sedan	2/96 on	DR852	●		Vented	276	46.5	26	24.75	71	5
Ghia 4 Door Sedan	2/96 on	DR853		●	Solid	257	39.5	14	12.75	64.5	5

Telstar

AR	5/83 - 9/85	DR119	●		Solid	250	35	14	12.5	75	4
AR, AS	5/83 - 9/87	DR945		●	Solid	254	50.2	10.2	9	HUB	4
AS	9/85 - 9/87	DR334	●		Vented	250	35	20	18.5	75	4
AT	10/87 - 89	DR633	●		Vented	264	47	24	22	64	5
AV TX5	90 - 1/92	DR634		●	Solid	258	72	10	8	HUB	5
AX Except 4WS, AY	92 on	DR950	●		Vented	258	49	24	22	72	5
AX Except 4WS, AY	92 on	DR951		●	Solid	261	40	9.5	8	72	5

Territory

2WD & AWD	04 on	DR12316	●		Vented	322	67.3	28	26	72	5
2WD & AWD	04 on	DR12317		●	Vented	328	58.5	26	24	70.5	5
SY AWD Turbo	7/06 - 5/09	DR12832	●		Vented	340	45.5	32	30	71.8	5

Thunderbird

All Models	74 - 76	DR123	●		Vented	299.7	122.7	30.1	28.4	Hub	5
All Models With Rear Drums	80 - 88	DR12287	●		Vented	257	102.4	22.1	20.6	Hub	4
With Rear Disc	87 - 88	DR12292	●		Vented	277.4	95	26.3	24.7	Hub	4
With Rear Disc	87 - 93	DR12291		●	Vented	258.1	59.4	24	22.8	64.5	4

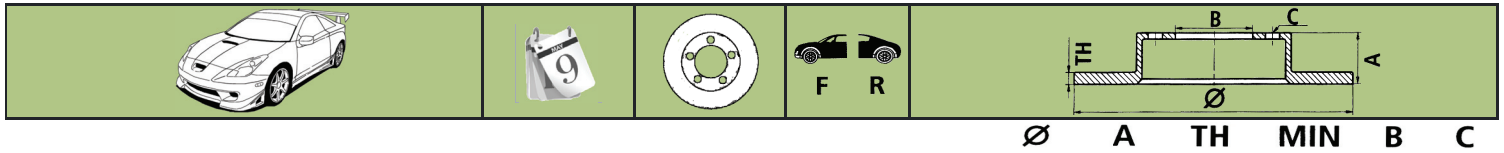
Tickford/FPV

AU III With Four Piston Calipers	00 - 03	DR12605	●		Vented	355	50.5	32	30	71.8	5
AU III With Four Piston Calipers	00 - 03	DR503		●	Solid	287	51	16	14.5	70.5	5
BA With Blue FPV Twin Piston Calipers	03 - 05	DR12606	●		Vented	325	45.3	32	30	71.5	5
BA With Four & Six Piston Caliper	03 - 05	DR12605	●		Vented	355	50.5	32	30	71.8	5
BA With 2 & 4 Piston Calipers	03 - 05	DR505		●	Solid	303	51	16	14.5	70.5	5
BF - FG With Four & Six Piston Caliper	05 on	DR12605	●		Vented	355	50.5	32	30	71.8	5
BF - FG With Six Piston Caliper L/H	05 on	DR507B		●	Vented	330	51	28	26	70.5	5
BF - FG With Six Piston Caliper R/H	05 on	DR507A		●	Vented	330	51	28	26	70.5	5

Transit

125 Series V21, V22, V24 V33 SRW	73 - 86	DR127	●		Solid	270	71.5	14.3	13.2	78	5
175 Series V21, 22, 24 33, 51, 54 DRW	73 - 86	DR126	●		Vented	270	71.5	24	22.6	78	5
VE high Roof 2.5 Diesel Australia Post	91 on	DR827	●		Solid	254	32	14.7	12.9	78	5

Disc Rotors



FORD

Transit

VE 15" Wheels	1/94 on	DR828	●		Vented	270	43	24.1	22.15	78	5
VG 2.5L 14" Wheels	96 - 00	DR829	●		Vented	254	43	24.1	22.15	78	5
VH & VJ	01 - 06	DR871	●		Vented	294	43	24	22	82	5
VM Front Wheel Drive	3/06 - 09	DR12617	●		Vented	280	54.4	28	25	93	5
VM Rear Wheel Drive	7/06 - 09	DR12522	●		Vented	300	54.5	28	25	93	5
VM * Check Rotor Height *	7/06 - 09	DR12589		●	Solid	280	16	16	13	108	10
VM * Check Rotor Height *	7/06 - 09	DR12618		●	Solid	280	68.8	16	13	96	5
VM With 12x1.5mm Stud Holes	09 on	DR12828	●		Vented	300	54.4	28	24	93	5

GMC

Ambulance

Ambulance	98 on	DR848	●		Vented	317	80	32.5	31	HUB	8
-----------	-------	--------------	---	--	--------	-----	----	------	-----------	-----	---

GREAT WALL

V200

K2	11 on	DR12838	●		Vented	280	36	26	24		6
----	-------	----------------	---	--	--------	-----	----	----	-----------	--	---

V240

K2	09 on	DR12838	●		Vented	280	36	26	24		6
----	-------	----------------	---	--	--------	-----	----	----	-----------	--	---

X200

CC	11 on	DR12838	●		Vented	280	36	26	24		6
----	-------	----------------	---	--	--------	-----	----	----	-----------	--	---

X240

CC	09 on	DR12838	●		Vented	280	36	26	24		6
----	-------	----------------	---	--	--------	-----	----	----	-----------	--	---

HILLMAN

Arrow

Arrow	67 - 74	DR085	●		Solid	244	23.5	8.8	7.9	66	4
-------	---------	--------------	---	--	-------	-----	------	-----	------------	----	---

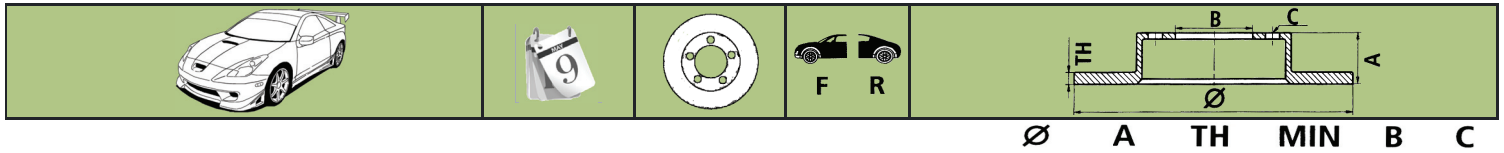
Hunter

Hunter	67 - 74	DR085	●		Solid	244	23.5	8.8	7.9	66	4
--------	---------	--------------	---	--	-------	-----	------	-----	------------	----	---

Hustler

Hustler	67 - 74	DR085	●		Solid	244	23.5	8.8	7.9	66	4
---------	---------	--------------	---	--	-------	-----	------	-----	------------	----	---

Disc Rotors



HINO

Dutro

XZU305 With 15" Wheels	04 - 07	DR12760	●		Vented	280	90	35	33	126	5
XZU427	1/07 on	CDR1077	●		Vented	287	102	40.5		144	6
XZU427	1/07 on	CDR1078		●	Vented	287	105	40.5		171	6

HOLDEN

Adventra

Adventra	03 on	DR12353	●		Vented	302	45	28	25	71.5	5
Adventra	03 on	DR041		●	Solid	286	78.6	16	13.9	70	5

Apollo

JK, JL, SL, SLX, SLE Executive	89 - 92	DR730	●		Vented	255	47.5	22	21	54	5
JK, JL, SL, SLX, SLE Executive	89 - 92	DR741		●	Solid	269	65	10	9	54	5
JM & JP 4Cyl	3/93 - 95	DR733	●		Vented	255	49	28	26	62	5
JM & JP V6	3/93 - 95	DR735	●		Vented	275	49.5	28	26	62	5
JM & JP Sedan	3/93 - 95	DR736		●	Solid	269	65	10	9	62	5
JM & JP Wagon	3/93 - 95	DR734		●	Solid	288	65	10	9	62	5

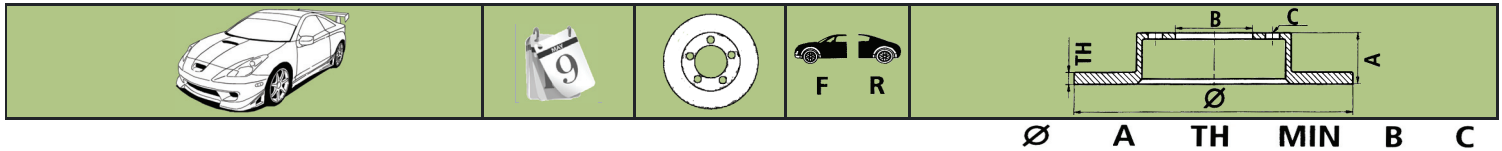
Astra

LB & LC	84 - 7/87	DR302	●		Solid	240	35.5	12	11	76	4
LD	7/87 - 89	DR603	●		Vented	240	45.5	18	16	61	4
TR City 1.6L	96 - 98	DR021	●		Vented	236	41	20	17	60	4
TR GL 1.8 & 2.0L	96 - 98	DR023	●		Vented	256	41	24	21	60	4
TR GL 1.8 & 2.0L	96 - 98	DR819		●	Solid	260	69	10	8	57	4
TS Series II & City Non-ABS	98 on	DR817	●		Vented	256	42	24	21	60	4
TS Series II & City With ABS	98 on	DR815	●		Vented	280	42	25	22	70	5
TS Series II & City Non-ABS	98 on	DR818		●	Solid	240	42	10	8	57	4
TS Series II & City With ABS	98 on	DR816		●	Solid	264	42	10	8	65	5
TS SRI Turbo	02 - 04	DR12443	●		Vented	308	42	25	22	70	5
TS SRI Turbo	02 - 04	DR816		●	Solid	264	42	10	8	65	5
AH	04 on	DR815	●		Vented	280	42	25	22	70	5
AH 1.9L Diesel, 2.0L 16V Turbo	04 on	DR12443	●		Vented	308	42	25	22	70	5
AH	04 on	DR816		●	Solid	264	42	10	8	65	5
AH HSV VXR	06 on	DR12851	●		Vented	321	43.5	28	25	70	5

Barina

MB, ML	2/85 - 88	DR012	●		Solid	215	33.5	10	8	86	4
MF, MH	89 - 94	DR022	●		Vented	231	50	17	15	64	4
SB City 1.2L	94 - 3/01	DR011	●		Solid	236	41	12.6	10.7	60	4
SB GSi 1.6L	94 - 3/01	DR822	●		Vented	256	41	20	17	60	4
SB Joy & Swing 1.4L	94 - 3/01	DR821	●		Vented	236	41	20	17	60	4
XC 1.4, 1.6, 1.8L 2 & 4 Door Hatch	4/01 - 9/05	DR847	●		Vented	260	41.2	24	21	60	4

Disc Rotors



HOLDEN

Barina

XC 1.4, 1.6, 1.8L 2 & 4 Door Hatch	4/01 - 9/05	DR849		●	Solid	240	41	10	8	57	4
TK 1.6L	10/05 on	DR12555	●		Vented	236	41	20	18	59	4

Calibra

YE	9/91 on	DR023	●		Vented	256	41	24	21	60	4
C20 Turbo, C25 XE V6	92 - 97	DR825	●		Vented	287.8	42.3	25	22	70	5
YE 2D Coupe, 4WD	6/94 on	DR433	●		Vented	284	41	23.9	21	70	5
YE 2D Coupe, 4WD	6/94 on	DR039		●	Solid	270	77	10	8	65	5
YE V6 2D Coupe	7/95 on	DR024		●	Solid	270	77	10	8	57	4

Camira

JB 1.6L	82 - 84	DR011	●		Solid	236	41	12.6	10.7	60	4
JD 1.8L & JE 2.0L	84 - 8/89	DR021	●		Vented	236	41	20	17	60	4

Captiva

AWD	06 on	DR12599	●		Vented	296	51.6	29	27.4	70.7	5
AWD	06 on	DR12600		●	Vented	303	71.6	20	18.4	70.7	5

Colorado

2.4L Petrol	08 on	DR12426	●		Vented	256	40	26	24.6	88	6
V6 & 4Cyl Diesel	08 on	DR2840	●		Vented	280	40.5	27	25.6	88	6

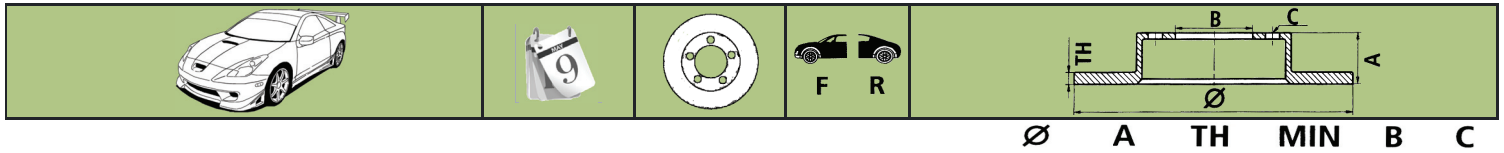
Combo

SB Van	2/96 - 8/02	DR821	●		Vented	236	41	20	17	60	4
XC 1.6L Van	9/02 on	DR847	●		Vented	260	41.2	24	21	60	4
XC With 4 stud wheels	03 on	DR12419	●		Vented	280	42	25	22	60	4
XC With 4 stud wheels	03 on	DR818		●	Solid	240	42	10	8	57	4
XC	04 - 05	DR12442		●	Solid	264	42	10	8	57	4

Commodore

VB - VK 6Cyl & V8	78 - 86	DR015	●		Vented	270	82	22	20	HUB	5
VB - VS Incl. Ute Non-IRS	78 - 8/97	DR016		●	Solid	279	83	10.5	8.5	70	5
VC, VH 4Cyl	80 - 84	DR013	●		Solid	256	78	15.6	14.3	Hub	5
VL 6Cyl	86 - 88	DR015	●		Vented	270	82	22	20	HUB	5
VL 6Cyl Turbo	86 - 88	DR017	●		Vented	290	82	22	20	HUB	5
VL V8 & Calais	86 - 88	DR017	●		Vented	290	82	22	20	HUB	5
VN V6 FE2 Suspension	88 - 9/91	DR017	●		Vented	290	82	22	20	HUB	5
VN, VG V6 Incl. Ute	88 - 92	DR015	●		Vented	270	82	22	20	HUB	5
VN, VG V8 Incl. Ute	88 - 92	DR017	●		Vented	290	82	22	20	HUB	5
VP V6 to Chas. L569902	91 - 92	DR015	●		Vented	270	82	22	20	HUB	5
VP V8 To Chas. L570556	91 - 92	DR017	●		Vented	290	82	22	20	HUB	5
VP 6Cyl Non-ABS Limited Run	92 - 10/92	DR025	●		Vented	270	82	23	20	HUB	5
VP II V6 - Suitable for ABS - No sensor	92 - 93	DR027	●		Vented	290	82	23	20	HUB	5
VP V8 All Chas No. 570557 on - No sensor	92 - 93	DR027	●		Vented	290	82	23	20	HUB	5
VP	92 - 7/93	DR026		●	Solid	279	67	10.5	8.5	70	5
VR, VS ABS Incl. Ute	7/93 - 8/97	DR035	●		Vented	289	83	23	20	70	5

Disc Rotors



HOLDEN

Commodore

VR, VS With IRS	7/93 - 8/97	DR036		●	Solid	279	86	10.7	8.5	70	5
VR, VS With IRS 10 Hole Patten	7/93 - 8/97	DR036B		●	Solid	279	86	10.7	8.5	70	10
VS 10 Hole Patten	2/95 - 96	DR037		●	Solid	279	83	10.7	8.5	70	10
VT - VZ V6 & V8	9/97 - 6/06	DR040	●		Vented	296	83	28	25	71.5	5
VT, VU, VX, VY Upgrade Option	9/97 - 6/06	DR046B	●		Vented	328	83	28	25	71.5	5
VT - VZ V6 & V8	9/97 - 6/06	DR041		●	Solid	286	78.6	16	13.9	70	5
VZ SS 5.7L V8	05 - 06	DR12496	●		Vented	320	83	32	30	71.4	5
VZ SS 5.7L V8	05 - 06	DR12497		●	Vented	286	79.5	18	16	70	5
VE V6	7/06 on	DR12436	●		Vented	298	51	30	28	68	5
VE V8	8/06 on	DR12597	●		Vented	321	52	30	28	67.4	5
VE V6	7/06 on	DR12437		●	Vented	302	55	22	20	68	5
VE V8	8/06 on	DR12598		●	Vented	324	56	22	20	67.4	5

Crewman

Cross 6	04 on	DR040	●		Vented	296	83	28	25	71.5	5
Cross 6/8 AWD & 4WD	04 on	DR12353	●		Vented	302	45	28	25	71.5	5
Cross 6	04 on	DR041		●	Solid	286	78.6	16	13.9	70	5
Cross 8	04 on	DR041		●	Solid	286	78.6	16	13.9	70	5
VZ SS 5.7L V8	05 - 06	DR12496	●		Vented	320	83	32	30	71.4	5

Cruze

1.3L 3/5Door & Hatch	10/00 on	DR523	●		Vented	257	49	17	15	60	4
JG Diesel With 16" Wheels	5/09 on	DR12786	●		Vented	300	45.5	26	23	70.7	5
JG Petrol With 15" Wheels	5/09 on	DR12737	●		Vented	276	45.5	26	23	60	5
JG Petrol With 15" Wheels	5/09 on	DR12738		●	Solid	268	45.1	12	10	60	5
JH Diesel	1/11 on	DR12786	●		Vented	300	45.5	26	23	70.7	5
JH Petrol	1/11 on	DR12737	●		Vented	276	45.5	26	23	60	5
JH Diesel	1/11 on	DR12829		●	Solid	292	45	12	10	70.7	5
JH Petrol	1/11 on	DR12738		●	Solid	268	45.1	12	10	60	5

Drover

QB 4WD	3/85 - 87	DR510	●		Solid	290	45.9	10	9	107	5
--------	-----------	--------------	---	--	-------	-----	------	----	----------	-----	---

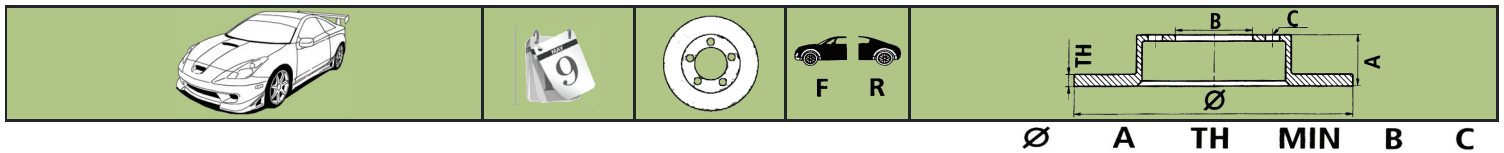
Epica

2.0L & 2.5L 6Cyl	07 on	DR12527	●		Vented	278	47.5	24	22	60	4
2.0L & 2.5L 6Cyl	07 on	DR12528		●	Solid	276	58.2	12	10.5	60	4

Frontera

2.0L ABS & Non-ABS	3/95 - 8/01	DR842	●		Vented	280	36	26	24.6	88	6
Sports 4x4 UT 2D Wagon	10/95 - 6/99	DR842	●		Vented	280	36	26	24.6	88	6
2.0L ABS & Non-ABS	3/95 - 8/01	DR841		●	Vented	313	81	18	16.6	101	6
Sports 4x4 UT 2D Wagon	10/95 - 6/99	DR841		●	Vented	313	81	18	16.6	101	6
S & SE 4Cyl, V6 4D Wagon	2/99 - 8/01	DR842	●		Vented	280	36	26	24.6	88	6
S & SE 4Cyl, V6 4D Wagon	2/99 - 8/01	DR841		●	Vented	313	81	18	16.6	101	6
3.2L	9/01 on	DR12484	●		Vented	290	57.2	26	24.6	101	6

Disc Rotors



HOLDEN

Gemini

TC - TG	75 - 5/85	DR006	●		Solid	239	47	10	8.6	68	4
RB FWD	5/85 - 87	DR007	●		Solid	227	43	11	9.6	57	4
Imported	90 on	DR12795	●		Vented	248.3	45.1	22	20.6	57	4
Imported	90 on	DR12796		●	Solid	256	47	9	7.6	57	4

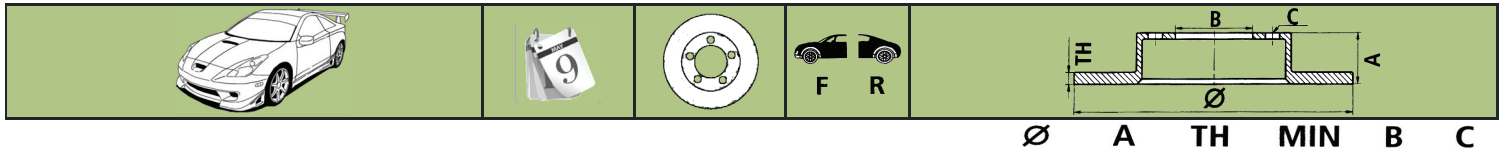
Holden

HD, HR	65 - 67	DR001	●		Solid	253	50	9.7	9	72	5
HK, HT	68 - 70	DR002	●		Solid	270	55	12.7	11.7	72	5
HT V8 & HG Spacer in Caliper	69 - 71	DR003	●		Solid	270	56.5	15.9	14.7	72	5
HQ, HJ	71 - 76	DR014	●		Vented	276	72	25.4	24.5	HUB	5
HQ, HJ	71 - 76	DR018		●	Solid	292	90	15.9	14.7	72	5
HX, HZ	76 - 80	DR014	●		Vented	276	72	25.4	24.5	HUB	5
HX, HZ	76 - 80	DR018		●	Solid	292	90	15.9	14.7	72	5
WB Utility, Panel Van	80 - 85	DR014	●		Vented	276	72	25.4	24.5	HUB	5
WB Utility, Panel Van	80 - 85	DR018		●	Solid	292	90	15.9	14.7	72	5

HSV/Clubsport

VN, VP With 4 Piston Caliper	89 on	DR019	●		Vented	330	82	28	25	HUB	5
VN, VP With IRS	89 on	DR045		●	Vented	280	67	20	19	70	5
VN, VP Without IRS	89 on	DR020		●	Vented	278	83.6	20	19	70	5
VQ Statesman Series I & II	92 on	DR019	●		Vented	330	82	28	25	HUB	5
VQ With IRS	92 on	DR045		●	Vented	280	67	20	19	70	5
VQ Without IRS	92 on	DR020		●	Vented	278	83.6	20	19	70	5
VR, VS With ABS	7/93 on	DR046	●		Vented	328	83	28	25	70	5
VR, VS With IRS	7/93 on	DR047		●	Vented	280	86	20	19	70	5
HSV Premium Pack - Upgrade Option	9/97 on	DR055	●		Vented	343	82.5	32	30	71.5	5
HSV Upgrade Option L/H	9/97 on	DR048L	●		Vented	330	83	32	29	71.5	5
HSV Upgrade Option R/H	9/97 on	DR048R	●		Vented	330	83	32	29	71.5	5
VT, VU, VX, VY V8 Clubsport - R8 L/H	9/97 on	DR048L	●		Vented	330	83	32	29	71.5	5
VT, VU, VX, VY V8 Clubsport - R8 R/H	9/97 on	DR048R	●		Vented	330	83	32	29	71.5	5
XU6 Clubsport (Standard)	9/97 on	DR040	●		Vented	296	83	28	25	71.5	5
HSV Premium Pack - Upgrade Option	9/97 on	DR049		●	Vented	315	71	18	16	70	5
HSV Upgrade Option	9/97 on	DR049		●	Vented	315	71	18	16	70	5
VT, VU, VX, VY V8 Clubsport - R8	9/97 on	DR049		●	Vented	315	71	18	16	70	5
XU6 Clubsport (Standard)	9/97 on	DR041		●	Solid	286	78.6	16	13.9	70	5
HSV GTO Coupe 5.7L V8 L/H	02 on	DR048L	●		Vented	330	83	32	29	71.5	5
HSV GTO Coupe 5.7L V8 R/H	02 on	DR048R	●		Vented	330	83	32	29	71.5	5
HSV GTO Coupe 5.7L V8	02 on	DR049		●	Vented	315	71	18	16	70	5
VE Left Hand	8/06 on	DR12677GL	●		Vented	365	54	32	30	67.4	5
VE Right Hand	8/06 on	DR12677GR	●		Vented	365	54	32	30	67.4	5
VE Left Hand	8/06 on	DR12676GL		●	Vented	350	51.6	26	24	67.4	5
VE Right Hand	8/06 on	DR12676GR		●	Vented	350	51.6	26	24	67.4	5

Disc Rotors



HOLDEN

Jackaroo

UBS13 & 52	11/81 - 85	DR031	●		Solid	259	37.5	12.5	11	80	6
UBS16, 521 & 522	8/85 - 88	DR032	●		Vented	250	35	18	16.7	80	6
UBS16, 17, 52, & 55	87 - 91	DR034		●	Solid	265	47	12	10.6	97	6
UBS17 & 55	88 - 91	DR033	●		Vented	257	36	22	20.6	88	6
UBS25 Non-ABS	92 on	DR842	●		Vented	280	36	26	24.6	88	6
UBS25 Non-ABS	92 on	DR841		●	Vented	313	81	18	16.6	101	6
Monterey U8 3.5L ABS	2/98 on	DR842	●		Vented	280	36	26	24.6	88	6
US, S & SE ,U8 S & SE Monterey	2/98 on	DR842	●		Vented	280	36	26	24.6	88	6
Monterey U8 3.5L ABS	2/98 on	DR841		●	Vented	313	81	18	16.6	101	6
US, S & SE ,U8 S & SE Monterey	2/98 on	DR841		●	Vented	313	81	18	16.6	101	6

Monaro

CV6 & CV8 2D Coupe	12/01 on	DR040	●		Vented	296	83	28	25	71.5	5
CV6 & CV8 2D Coupe	12/01 on	DR041		●	Solid	286	78.6	16	13.9	70	5
VZ Gen III 5.7L V8	05 - 06	DR12496	●		Vented	320	83	32	30	71.4	5
VZ Gen III 5.7L V8	05 - 06	DR12497		●	Vented	286	79.5	18	16	70	5

Nova

LE, LF	89 - 9/92	DR704	●		Vented	238	48	18	17	54	4
LE, LF	89 - 10/94	DR701	●		Solid	243	48	13.5	12.5	54	4
LE OPT, LF GS	89 - 10/94	DR703		●	Solid	242	37	9	8	54	4
LE, LF	6/91 - 94	DR708	●		Vented	258	48	22	20	54	4
LG GS, SLX	10/94 on	DR709	●		Vented	255	48	22	20	55	4
LG GS, SLX	10/94 on	DR710		●	Solid	266	37	9	8	55	4

Panther

Panther	10/94 on	DR844	●		Vented	231	35	22	20.6	63	4
---------	----------	--------------	---	--	--------	-----	----	----	-------------	----	---

Piazza

Impulse	83 - 89	DR811	●		Vented	250	32	18	16.6	68	4
Impulse	83 - 89	DR812		●	Vented	266	60	18	16.6	57	4
Impulse	90 - 92	DR12278	●		Vented	230	43	18	16.6	57	4

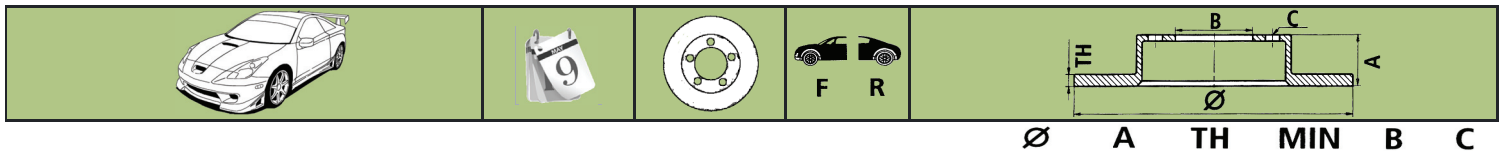
Rodeo

KB, KBD, 2, 4 Series	80 - 82	DR030	●		Solid	250	35	18	17	80	6
KB, KBD, 2, 4 Series	82 - 84	DR031	●		Solid	259	37.5	12.5	11	80	6
KB28, 29, 43, 49, KBD27, 28, 43, 47	84 - 88	DR032	●		Vented	250	35	18	16.7	80	6
TFR, TFS17, 54 G3 Petrol & G6 Diesel	88 - 94	DR033	●		Vented	257	36	22	20.6	88	6
R7 4x2 2.6 & 2.8L	96 on	DR033	●		Vented	257	36	22	20.6	88	6
R9 4x4 2.6 & 2.8L	96 on	DR033	●		Vented	257	36	22	20.6	88	6
V6 R7 & R9 3.2L 4x2 & 4x4	97 - 98	DR842	●		Vented	280	36	26	24.6	88	6
RA V6 & 4Cyl Diesel	11/02 - 08	DR2840	●		Vented	280	40.5	27	25.6	88	6
RA Without High Ride Suspension	11/02 - 08	DR12426	●		Vented	256	40	26	24.6	88	6

Scurry

NB	7/85 - 87	DR012	●		Solid	215	33.5	10	8	86	4
----	-----------	--------------	---	--	-------	-----	------	----	----------	----	---

Disc Rotors



HOLDEN

Shuttle

WFR	82 - 90	DR032	●		Vented	250	35	18	16.7	80	6
WFR	82 - 84	DR031	●		Solid	259	37.5	12.5	11	80	6

Statesman

VQ Non-ABS	3/90 - 10/92	DR017	●		Vented	290	82	22	20	HUB	5
VQ Non-IRS	90 on	DR016		●	Solid	279	83	10.5	8.5	70	5
VQ - Suitable for ABS - No sensor ring	10/92 on	DR027	●		Vented	290	82	23	20	HUB	5
VQ IRS	92 - 7/93	DR026		●	Solid	279	67	10.5	8.5	70	5
VR, VS ABS	7/93 on	DR035	●		Vented	289	83	23	20	70	5
VR, VS With IRS	7/93 on	DR036		●	Solid	279	86	10.7	8.5	70	5
VR, VS With IRS 10 Hole Patten	7/93 on	DR036B		●	Solid	279	86	10.7	8.5	70	10
VS 10 Hole Patten	2/95 on	DR037		●	Solid	279	83	10.7	8.5	70	10
WH	9/97 on	DR040	●		Vented	296	83	28	25	71.5	5
WH	9/97 on	DR041		●	Solid	286	78.6	16	13.9	70	5
WK	03 on	DR040	●		Vented	296	83	28	25	71.5	5
WK	03 on	DR041		●	Solid	286	78.6	16	13.9	70	5
WL	04 on	DR040	●		Vented	296	83	28	25	71.5	5
WL	04 on	DR041		●	Solid	286	78.6	16	13.9	70	5
WM V6	7/06 on	DR12436	●		Vented	298	51	30	28	68	5
WM V8	8/06 on	DR12597	●		Vented	321	52	30	28	67.4	5
WM V6	7/06 on	DR12437		●	Vented	302	55	22	20	68	5
WM V8	8/06 on	DR12598		●	Vented	324	56	22	20	67.4	5

Suburban

With 11" Rear Drums	94 - 01	DR12249	●		Vented	294.8	66.6	32.7	30.7	78.7	6
K2500 Diesel 8 Stud	98 on	DR774	●		Vented	317.5	70	32.9	30.9	137.4	8

Tigra

XC 1.8L	9/05 on	DR847	●		Vented	260	41.2	24	21	60	4
XC 1.8L	9/05 on	DR849		●	Solid	240	41	10	8	57	4

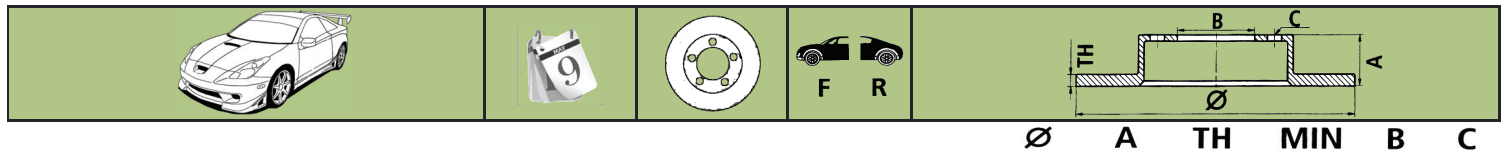
Torana/Sunbird

HB - LJ 4Cyl	69 - 72	DR009	●		Solid	215	28.5	10	9	61	4
LC, LJ 6Cyl	69 - 72	DR008	●		Solid	256	60	12.7	12	72	5
LJ XU-1	72 - 73	DR004	●		Solid	256	60	15.9	14.7	72	5
LH, LX, UC	74 - 79	DR010	●		Solid	256	77	16	14.3	Hub	5
A9X	77 - 78	DR014	●		Vented	276	72	25.4	24.5	HUB	5

Vectra

JR, JS, JS II 2.0, 2.2 & 2.5L	6/97 - 2/03	DR825	●		Vented	287.8	42.3	25	22	70	5
ZC 2.2L & V6	6/97 on	DR12428	●		Vented	285	42	25	22	70	5
JR, JS, JS II 2.0, 2.2 & 2.5L	6/97 - 2/03	DR826		●	Solid	286	69	10	8	65.5	5
ZC 2.2L & V6 To Vin 38047796	03 on	DR12401	●		Vented	302	45	28	25	70	5
ZC V6 From Vin 38047796	03 on	DR12386	●		Vented	314	45.1	28	25	70	5
ZC 2.2L	03 on	DR12395		●	Solid	278	41.5	12	10	65	5

Disc Rotors



HOLDEN

Vectra

ZC 3.0, 3.2 & 2.0L Turbo	03 on	DR12430		●	Vented	292	41.5	20	18	65.5	5
--------------------------	-------	----------------	--	---	--------	-----	------	----	-----------	------	---

Viva

JF 1.8L	10/05 on	DR12407	●		Vented	256	47.3	23.9	22	60.2	4
JF 1.8L	10/05 on	DR12408		●	Solid	257	57.5	10.5	8	60.2	4

Zafira

TT 2.2L DOHC	6/01 on	DR815	●		Vented	280	42	25	22	70	5
TT 2.2L DOHC	6/01 on	DR816		●	Solid	264	42	10	8	65	5

HONDA

Accord

SJ 1600, 1602	76 - 81	DR189	●		Solid	231	41	12	10.5	86	4
SY, SZ 1602	81 - 83	DR190	●		Solid	231	50	12	10	61	4
SY, SZ Hatch & 4 Door	5/82 - 83	DR195	●		Vented	231	50	17	15	61	4
AC, AD 1600, 1800	84 - 86	DR196	●		Vented	241.5	50	19	17	61	4
CA4 2000 AD, CA4 CXi	86 - 89	DR184	●		Vented	262	51	21	19	64	4
CA4, CA5	88 on	DR182		●	Solid	239	48.1	10	8	61	4
CB, CC Sedans Only	10/89 - 94	DR470	●		Vented	260	34	23	21	92	4
CB 2WS & CC Sedan/Wagon	10/89 - 94	DR471		●	Solid	260	49	10	8	64	4
CB 4WS	10/89 - 94	DR481		●	Solid	260	43	10	8	64	4
CB & CC Wagon, Aerodeck	92 - 94	DR472	●		Vented	282	34	25	23	92	4
CE 2.0L Manual, Exi, Vti, VTiR	94 - 97	DR470	●		Vented	260	34	23	21	92	4
Exi, Vti, VTiRWith 151mm Hat	94 - 97	DR471		●	Solid	260	49	10	8	64	4
4 Cyl	98 - 02	DR12279	●		Vented	260	47	23	21	64.2	4
CG V6	98 on	DR488	●		Vented	282	47	23	21	64	5
CG2 V6 Imported	98 - 02	DR405	●		Vented	282	47	28	26	64.1	5
4 Cyl	98 - 02	DR12280		●	Solid	259.8	48.2	9	8	64.2	4
CG V6	98 on	DR489		●	Solid	260	48	9	8	64	5
Type R 2.2i VTEC	00 on	DR476	●		Vented	300	47.5	28	26	70	5
Euro	6/03 on	DR12362	●		Vented	300	46.9	28	26	64	5
Euro	6/03 on	DR12385		●	Solid	260	48	9	8	64	5
Euro	08 on	DR12842		●	Solid	282	48.7	9	8	64	5

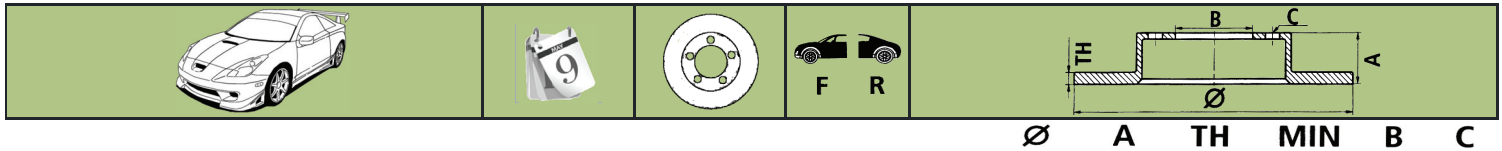
City

VF	84 - 86	DR194	●		Solid	212	40	10	8	61	4
----	---------	--------------	---	--	-------	-----	----	----	----------	----	---

Civic

SBI SC Sedan 1200	73 - 79	DR188	●		Solid	225	44.5	10	9	92	4
SB, SE Sedan/Wagon 1.5L	75 - 78	DR188	●		Solid	225	44.5	10	9	92	4
SF Hatch 1200	78 - 79	DR188	●		Solid	225	44.5	10	9	92	4
SL, SS, SR, ST VC Hatch	79 - 83	DR193	●		Solid	215	50	11	9	61	4

Disc Rotors



HONDA

Civic

WC 1300 Wagon	80 - 81	DR193	●		Solid	215	50	11	9	61	4
SR, ST Wagon	82 - 83	DR193	●		Solid	215	50	11	9	61	4
1.3, 1.5L AH - AK CRX	84 - 87	DR178	●		Vented	231	43.8	17	15	61	4
AA Solid Rotor	84 - 87	DR191	●		Solid	231	44	12	10	61	4
AA Vented Rotor	84 - 87	DR178	●		Vented	231	43.8	17	15	61	4
ED 4 Door	88 - 91	DR187	●		Vented	242	44.5	19	17	61	4
ED 4WD Wagon	88 - 91	DR187	●		Vented	242	44.5	19	17	61	4
1.3 16V EG33	91 - 94	DR178	●		Vented	231	43.8	17	15	61	4
1.5i 16V VTEC-E	91 - 95	DR473	●		Vented	240	45	21	19	61	4
1.6i 16V VTEC EG53/EH95	91 - 95	DR473	●		Vented	240	45	21	19	61	4
EE, EF, EG 1.6 VTEC VTi	11/91 - 95	DR474	●		Vented	262	45	21	19	64	4
EG GL, GLi & VEi Sedan	11/91 - 94	DR473	●		Vented	240	45	21	19	61	4
EE, EF, EG 1.6 VTEC VTi	11/91 - 95	DR475		●	Solid	239	48	9	8	61	4
EH1 4WD, EJ1 Coupe 1.6	11/91 - 95	DR475		●	Solid	239	48	9	8	61	4
1.3i 16V EG33	94 - 95	DR473	●		Vented	240	45	21	19	61	4
1.5i Coupe 16V EJ2	94 - 95	DR473	●		Vented	240	45	21	19	61	4
1.4i 16V 3 & 4 Door	96 - 97	DR473	●		Vented	240	45	21	19	61	4
1.6i 16V EJ6-Automatic	96 - 97	DR473	●		Vented	240	45	21	19	61	4
MC3 2.0TDi EJ6/8 EK 3D	97 on	DR474	●		Vented	262	45	21	19	64	4
MC3 2.0TDi EJ6/8 EK 3D	97 on	DR475		●	Solid	239	48	9	8	61	4
All Models	01 - 05	DR474	●		Vented	262	45	21	19	64	4
Type R	01 - 05	DR12509	●		Vented	300	47	25	23	64.1	5
Civic 1.7L SOHC 4/5 Door	01 on	DR2502		●	Solid	260	48	9	8	61	4
Hybrid 1.3L	2/04 on	DR474	●		Vented	262	45	21	19	64	4
1.8L SOHC	06 on	DR12477	●		Vented	282	47	23	21	64.2	5
2.0L Sport	06 on	DR12805	●		Vented	282	47.3	23	21	64.2	5
Hybrid With 14" Wheels	06 on	DR12812	●		Vented	262	47.1	21	19	64.2	5
1.8L SOHC	06 on	DR438		●	Solid	260	42	9	8	64	5
2.0L Sport	06 on	DR12806		●	Solid	260	42	9	8	64	5
Type R	1/06 on	DR438		●	Solid	260	42	9	8	64	5

Civic / City

EH1 4WD, EJ1 Coupe 1.6	11/91 - 95	DR474	●		Vented	262	45	21	19	64	4
MA8 1.4i, MA9, MB1/4	12/94 on	DR474	●		Vented	262	45	21	19	64	4
MA8 1.4i, MA9, MB1/4	12/94 on	DR475		●	Solid	239	48	9	8	61	4
MB2, MB3, MB7/8/9 MC1	97 on	DR474	●		Vented	262	45	21	19	64	4
MB2, MB3, MB7/8/9 MC1	97 on	DR475		●	Solid	239	48	9	8	61	4

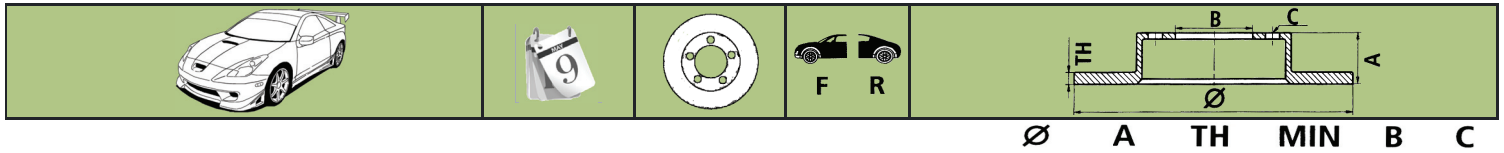
Concerto

EXI	10/91 on	DR187	●		Vented	242	44.5	19	17	61	4
EXI	10/91 on	DR182		●	Solid	239	48.1	10	8	61	4

CRV

4 D Wagon Auto/Manual	10/97 - 12/01	DR478	●		Vented	282	47	23	21	70	5
-----------------------	---------------	-------	---	--	--------	-----	----	----	----	----	---

Disc Rotors



HONDA

CRV

2.4L	02 - 05	DR12477	●		Vented	282	47	23	21	64.2	5
2.4L	02 - 05	DR12508		●	Solid	282	58.5	9	7.5	64.2	5
RD 2.4L	05 - 06	DR12509	●		Vented	300	47	25	23	64.1	5
RD & RE 2.4L	05 on	DR12510		●	Solid	304.5	60.8	9	7.5	64.1	5
RE 2.4L	07 on	DR12656	●		Vented	296	47.3	28	26	64.1	5

CRX

ED 1.6L 2 Door	87 - 91	DR187	●		Vented	242	44.5	19	17	61	4
ED 1.6L 2 Door	87 - 91	DR182		●	Solid	239	48.1	10	8	61	4
EE8 VTEC 1.6L	89 - 92	DR474	●		Vented	262	45	21	19	64	4
EE8 VTEC 1.6L	89 - 92	DR475		●	Solid	239	48	9	8	61	4
EG VTEC	6/92 on	DR474	●		Vented	262	45	21	19	64	4
EG21 VTi, EH61 1.6L	92 - 97	DR474	●		Vented	262	45	21	19	64	4
EG VTEC	6/92 on	DR475		●	Solid	239	48	9	8	61	4
EG21 VTi, EH61 1.6L	92 - 97	DR475		●	Solid	239	48	9	8	61	4

HRV

1.6L 16V	99 on	DR478	●		Vented	282	47	23	21	70	5
----------	-------	--------------	---	--	--------	-----	----	----	-----------	----	---

Integra

Quint 1.6L	84 - 86	DR178	●		Vented	231	43.8	17	15	61	4
DA3, DA4 1.6L	86 - 88	DR187	●		Vented	242	44.5	19	17	61	4
DA3, DA4 1.6L	86 - 88	DR192		●	Solid	239	27.5	10	8	48	4
1.8L DOHC 16V	89 - 94	DR474	●		Vented	262	45	21	19	64	4
1.8L DOHC 16V	89 - 94	DR475		●	Solid	239	48	9	8	61	4
Acura Integra	90 on	DR474	●		Vented	262	45	21	19	64	4
Acura Integra	90 on	DR475		●	Solid	239	48	9	8	61	4
1.8L GSi VTi-R	93 - 98	DR474	●		Vented	262	45	21	19	64	4
1.8L GSi VTi-R	93 - 98	DR475		●	Solid	239	48	9	8	61	4
Type R	00 - 04	DR478	●		Vented	282	47	23	21	70	5
Type R	00 - 04	DR489		●	Solid	260	48	9	8	64	5
Type S With 16" Wheels	02 - 06	DR12509	●		Vented	300	47	25	23	64.1	5
With 14" Wheels	02 on	DR12812	●		Vented	262	47.1	21	19	64.2	5

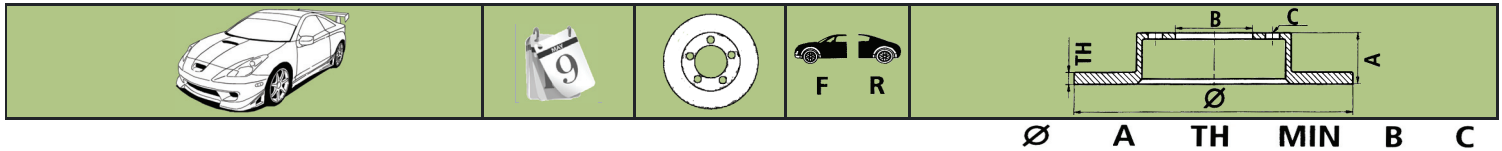
Jazz

1.3L, 1.5L SOHC	10/02 on	DR2504	●		Vented	240	39	21	19	61	4
GE	08 on	DR474	●		Vented	262	45	21	19	64	4

Legend

KA2 4 Door Sedan	86 - 87	DR186	●		Vented	262	51.5	21	19	64	4
KA3 4 Door Sedan	11/87 - 91	DR185	●		Vented	282	51	21	19	64	4
KA4 2 Door Coupe	11/87 - 91	DR185	●		Vented	282	51	21	19	64	4
KA3 4 Door Sedan	11/87 - 91	DR199		●	Solid	260	53	10	8	64	4
KA4 2 Door Coupe	11/87 - 91	DR199		●	Solid	260	53	10	8	64	4
Acura Coupe & Sedan GS	91 on	DR478	●		Vented	282	47	23	21	70	5

Disc Rotors



HONDA

Legend

KA7, KA8, KA9	3/91 - 95	DR478	●		Vented	282	47	23	21	70	5
Acura Coupe & Sedan GS	91 on	DR479		●	Solid	282	61	9	7.5	70	5
KA7, KA8, KA9	3/91 - 95	DR479		●	Solid	282	61	9	7.5	70	5
3.5L V6 15" Wheels	96 on	DR478	●		Vented	282	47	23	21	70	5
3.5L V6 16" Wheels	96 on	DR476	●		Vented	300	47.5	28	26	70	5
3.5L V6 15" Wheels	96 on	DR479		●	Solid	282	61	9	7.5	70	5
3.5L V6 16" Wheels	96 on	DR499		●	Solid	282	61	12	10	64	5

MDX

4WD 3.5L V6	03 on	DR12362	●		Vented	300	46.9	28	26	64	5
-------------	-------	----------------	---	--	--------	-----	------	----	-----------	----	---

NSX

4 Speed Auto	91 - 98	DR484	●		Vented	282	36	28	26	70	5
5 Speed Manual	91 - 98	DR484	●		Vented	282	36	28	26	70	5
4 Speed Auto	91 - 98	DR485		●	Vented	282	32.5	21	19	69	5
5 Speed Manual	91 - 98	DR485		●	Vented	282	32.5	21	19	69	5
6 Speed Manual	4/97 on	DR486	●		Vented	298	36.5	28	26	70	5
6 Speed Manual	4/97 on	DR487		●	Vented	303	32.5	23	21	64	5

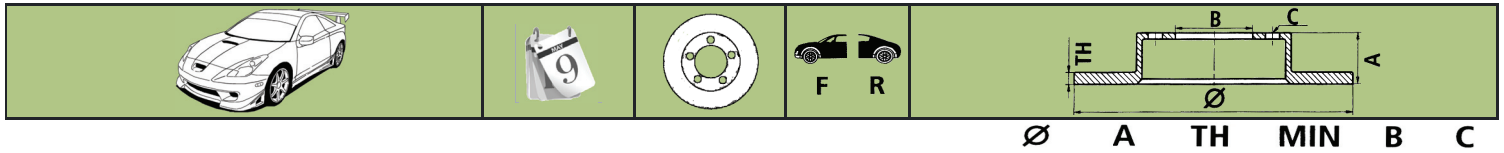
Odyssey

4 Door Wagon	6/95 - 00	DR478	●		Vented	282	47	23	21	70	5
4 Door Wagon	6/95 - 00	DR479		●	Solid	282	61	9	7.5	70	5
2.3L & V6	00 - 04	DR12362	●		Vented	300	46.9	28	26	64	5
2.3L & V6	00 - 02	DR2503		●	Solid	282	61	9	7.5	64	5
2.3L & V6	02 - 03	DR12771		●	Solid	282	61.2	9	7.5	64.1	5
2.3L & V6	04 - 07	DR12773	●		Vented	300	47.2	28	26	64.2	5
2.3L & V6	04 - 07	DR12774		●	Solid	305	60	10	8.5	64.2	5

Prelude

SU, SN	79 - 82	DR190	●		Solid	231	50	12	10	61	4
AB, ALB 1800	83 - 87	DR197	●		Vented	231	50	19	17	61	4
AB, BA3 Non-ABS	83 - 87	DR183		●	Solid	239	45	10	8	HUB	4
BA3	86 - 87	DR196	●		Vented	241.5	50	19	17	61	4
BA4 Si, SE	10/87 - 91	DR182		●	Solid	239	48.1	10	8	61	4
BA4 Si, SE	88 - 91	DR184	●		Vented	262	51	21	19	64	4
BB Including 4WS	12/91 - 94	DR480	●		Vented	260	47	23	21	64	4
BB Including 4WS	12/91 - 94	DR481		●	Solid	260	43	10	8	64	4
VTi-R	2/94 - 97	DR200	●		Vented	282	47	23	21	64	4
VTi-s & Si	2/94 on	DR480	●		Vented	260	47	23	21	64	4
VTi-R	2/94 - 97	DR481		●	Solid	260	43	10	8	64	4
VTi-s & Si	2/94 on	DR481		●	Solid	260	43	10	8	64	4
VTi-R 2.2L DOHC	97 - 01	DR478	●		Vented	282	47	23	21	70	5
VTi-R 2.2L DOHC	97 - 01	DR438		●	Solid	260	42	9	8	64	5

Disc Rotors



HONDA

S2000

2.0L 4Cyl	99 on	DR482	●		Vented	300	40	25	23	70	5
2.0L 4Cyl	99 on	DR483		●	Solid	282	40	12	10	64	5

Shuttle

2.3i RA1, 2.3i ES, EL RA3	6/95 on	DR478	●		Vented	282	47	23	21	70	5
---------------------------	---------	--------------	---	--	--------	-----	----	----	-----------	----	---

HUMBER

Snipe/Hawk

Series II,III,IV	60 - 69	DR094	●		Solid	290	39	12.75	11	79.5	5
------------------	---------	--------------	---	--	-------	-----	----	-------	-----------	------	---

HUMMER

H2

H2	03 - 06	DR12465	●		Vented	324.8	89.2	38	36.5	118.1	8
H2	03 - 06	DR12466		●	Vented	330	85.6	29	26.5	117.6	8

H3

3.7L	06 on	DR12748	●		Vented	315	70	28	26.5	100.7	6
3.7L	06 on	DR12749		●	Solid	312	68	12	10.5	101	6

HYUNDAI

Accent

1.3 & 1.5L 12V, 1.5i 16V	94 - 99	DR451	●		Vented	242	40.5	19	17.7	86	4
GL, GLS, Sprint, Lifestyle	99 on	DR450	●		Vented	241	52	19	17.7	63.2	4
Sedan/Coupe	02 on	DR12416	●		Vented	241	52	19	17	62.3	4

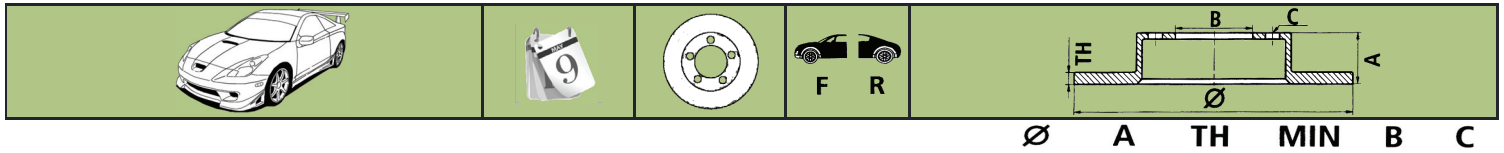
Coupe

S Coupe	89 - 4/95	DR451	●		Vented	242	40.5	19	17.7	86	4
FX, SX, SFX Tiburon	8/96 - 98	DR453	●		Vented	257	34	22	20	86	4
FX, SX, SFX Tiburon	8/96 - 98	DR457		●	Solid	257.9	40.5	10	8	76	4
Coupe, Turbulence	8/98 on	DR456	●		Vented	257	45	24	22.4	69	4

Elantra

XD GL 1.8L & GLS 2.0L	5/00 on	DR456	●		Vented	257	45	24	22.4	69	4
XD GL 1.8L & GLS 2.0L	5/00 on	DR457		●	Solid	257.9	40.5	10	8	76	4
HD 2.0L	6/06 on	DR12821	●		Vented	275	47.4	26	24	69	5

Disc Rotors



HYUNDAI

Excel

X1	85 - 88	DR215	●		Solid	229	39.4	13	11.4	86	4
Pony/Excel 1.3 & 1.5L	89 - 00	DR451	●		Vented	242	40.5	19	17.7	86	4

Galopper 4WD

V6 3.0L LWB	9/88 - 92	DR2229	●		Vented	276	45.5	22	20.4	87	6
-------------	-----------	--------	---	--	--------	-----	------	----	------	----	---

Getz

ABS	7/02 on	DR12394	●		Vented	256	48	19	17	62	4
Non-ABS	7/02 on	DR12409	●		Vented	241	48	19	17	62.2	4
1.3, 1.5L	3/03 on	DR12629		●	Solid	262	64	10	8.4	62.5	4

Grandeur

XG 4D Sedan DOHC V6	7/99 - 05	DR460	●		Vented	276	46.5	26	24.4	69	5
XG 4D Sedan DOHC V6	7/99 - 05	DR461		●	Solid	262	61.2	10	8.4	76	5
TG	05 on	DR12475	●		Vented	303	47.1	28	26.4	68.7	5
TG	05 on	DR12476		●	Solid	284	54.6	10	8.4	76	5

H100

2.4 & 2.5L	93 - 00	DR12455	●		Vented	253	28.7	20	18.4	84	5
------------	---------	---------	---	--	--------	-----	------	----	------	----	---

I20

1.4L & 1.6L	2008 on	DR12446	●		Vented	256	46.9	22	20	62.3	4
1.4L & 1.6L	2008 on	DR12629		●	Solid	262	64	10	8.4	62.5	4

I30

Elantra I30	10/07 on	DR468	●		Vented	280	47.4	26	24.4	69	5
Elantra I30	10/07 on	DR12630		●	Solid	262	61	10	8.4	76	5

I45

YF 2.4L	10 on	DR12789	●		Vented	300	47.7	28	26.4	69	5
YF 2.4L	10 on	DR12462		●	Solid	284	54.6	10	8.4	75.5	5

I-Load

TQ	1/07 on	DR12732	●		Vented	300	52.5	30	28.4	96.3	6
TQ	1/07 on	DR12755		●	Vented	324	82.6	18	16.4	96.3	6

I-Max

Van	1/07 on	DR12732	●		Vented	300	52.5	30	28.4	96.3	6
Van	1/07 on	DR12755		●	Vented	324	82.6	18	16.4	96.3	6

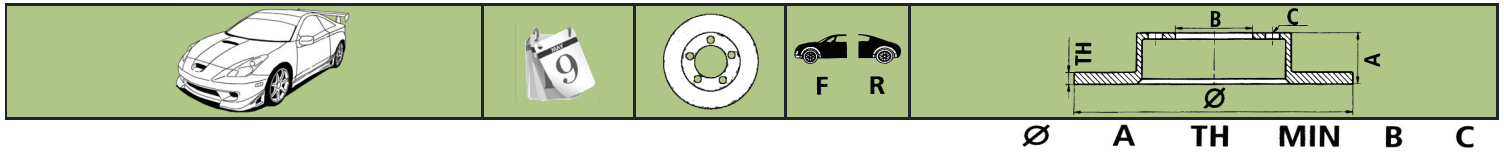
IX35

LM AWD	11/09 on	DR12789	●		Vented	300	47.7	28	26.4	69	5
LM Front Wheel Drive	11/09 on	DR468	●		Vented	280	47.4	26	24.4	69	5
LM AWD	11/09 on	DR465		●	Solid	284	61	10	8.4	76	5
LM Front Wheel Drive	11/09 on	DR12630		●	Solid	262	61	10	8.4	76	5

Lantra

J1 & J2	5/91 - 5/98	DR453	●		Vented	257	34	22	20	86	4
KF2, KF3, J1 & J2	5/91 - 5/98	DR453	●		Vented	257	34	22	20	86	4
J1 & J2	2/91 - 8/95	DR459		●	Solid	257	40	10	8	90	4

Disc Rotors



HYUNDAI

Lantra

KF2, KF3, J1 & J2	5/91 - 8/95	DR459		●	Solid	257	40	10	8	90	4
J2	9/95 on	DR457		●	Solid	257.9	40.5	10	8	76	4
KF2, KF3, J1 & J2	9/95 on	DR457		●	Solid	257.9	40.5	10	8	76	4
J2	5/98 on	DR456	●		Vented	257	45	24	22.4	69	4
KF2, KF3, J1 & J2	5/98 on	DR456	●		Vented	257	45	24	22.4	69	4

S Coupe

Coupe	89 - 4/95	DR451	●		Vented	242	40.5	19	17.7	86	4
-------	-----------	--------------	---	--	--------	-----	------	----	-------------	----	---

Santa Fe

GL 2.4, GL/GLS 2.7L V6	11/00 on	DR2452	●		Vented	294	46	26	24.4	69	5
GL 2.4L, GL & GLS 2.7L V6	11/00 on	DR464	●		Vented	276	47	26	24	69	5
GLS Rear Only	11/00 on	DR465		●	Solid	284	61	10	8.4	76	5
CM 2.2 & 2.7L	06 on	DR12492	●		Vented	298	49.2	28	26	69	5
2.2L 4 Cyl, 2.7 & 3.3L 6 Cyl	06 on	DR12538		●	Solid	302	71.5	11	9.4	69	5

Sonata

Y1 & Y2	89 - 98	DR452	●		Vented	257	45.5	22	20	69	4
Y1 Rear	89 - 94	DR454		●	Solid	263	46	12	10	90	4
Y2 Rear	7/93 - 98	DR455		●	Solid	260	59.5	12	10.5	90	4
Y3 ABS & Non-ABS	5/98 - 01	DR456	●		Vented	257	45	24	22.4	69	4
Y3 ABS & Non-ABS	5/98 - 01	DR458		●	Solid	262	61	10	8	76	4
EF-B 2.3L, 2.7L V6	4/01 on	DR463	●		Vented	257	47.5	25	22.4	69	4
EF-B 2.3L, 2.7L V6	4/01 on	DR458		●	Solid	262	61	10	8	76	4
NF 3.3L	04 on	DR12491	●		Vented	300	47.3	28	26	69	5
NF 3.3L	04 on	DR12462		●	Solid	284	54.6	10	8.4	75.5	5
NF 2.4L 4Cyl	6/05 on	DR468	●		Vented	280	47.4	26	24.4	69	5
NF 2.4L 4Cyl	6/05 on	DR461		●	Solid	262	61.2	10	8.4	76	5

Terracan

3.5 V6 DOHC Petrol, 2.9L Diesel	01 - 03	DR466	●		Vented	280	43	27	25.4	87	6
3.5 V6 DOHC Petrol, 2.9L Diesel	01 on	DR467		●	Vented	315	86.5	20	18.4	108	6
3.5L Petrol	12/03 on	DR12486	●		Vented	303	42.8	28	26.4	87	6
2.9L Diesel	9/04 on	DR12486	●		Vented	303	42.8	28	26.4	87	6

Tiburon

2.7L V6, 2.0L GT	9/01 on	DR468	●		Vented	280	47.4	26	24.4	69	5
Coupe 1.6S, 2.0SE, 2.7L	9/01 on	DR468	●		Vented	280	47.4	26	24.4	69	5
2.7L V6, 2.0L GT	9/01 on	DR469		●	Solid	258	45	10	8	75.5	5
Coupe 1.6S, 2.0SE, 2.7L	9/01 on	DR469		●	Solid	258	45	10	8	75.5	5

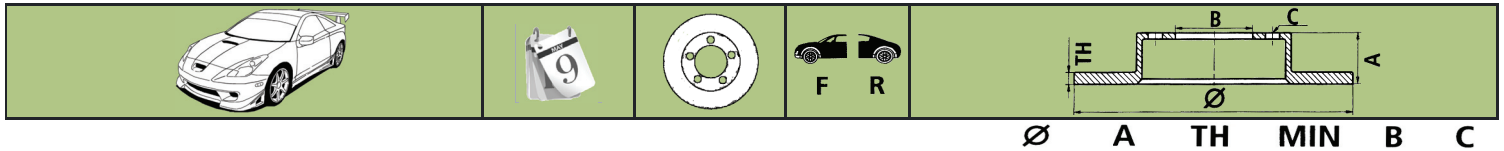
Trajt

GL, GLS 2.7L V6 Wagon	00 on	DR464	●		Vented	276	47	26	24	69	5
GL, GLS 2.7L V6 Wagon	00 on	DR465		●	Solid	284	61	10	8.4	76	5

Tucson

2.0L & 2.7L FWD	4/04 on	DR468	●		Vented	280	47.4	26	24.4	69	5
-----------------	---------	--------------	---	--	--------	-----	------	----	-------------	----	---

Disc Rotors



HYUNDAI

Tucson

AWD	4/04 on	DR468	●		Vented	280	47.4	26	24.4	69	5
2.0L & 2.7L FWD	4/04 on	DR461		●	Solid	262	61.2	10	8.4	76	5
AWD	4/04 on	DR465		●	Solid	284	61	10	8.4	76	5

INTERNATIONAL

Scout

Scout	74 - 80	DR095	●		Vented	298	56	30	28.5	96	5
-------	---------	--------------	---	--	--------	-----	----	----	-------------	----	---

ISUZU

D-Max

3.0L 4Cyl Diesel	08 on	DR2840	●		Vented	280	40.5	27	25.6	88	6
------------------	-------	---------------	---	--	--------	-----	------	----	-------------	----	---

MU

Imported	89 - 95	DR033	●		Vented	257	36	22	20.6	88	6
Imported	89 - 95	DR034		●	Solid	265	47	12	10.6	97	6

NLS

NLS85	8/09 on	DR12846	●		Vented	285	90	35	33	104	5
-------	---------	----------------	---	--	--------	-----	----	----	-----------	-----	---

NPR

NPR66	91 - 02	CDR1012	●		Vented	293	58.7	40	37	110	12
NPR71	98 on	CDR1021	●		Vented	282	62.5	35	32	110	12
NPR70 7-7.5 Ton	00- 05	CDR1054	●		Vented	310	54.2	42	39	110	12
NPR75 7-7.5 Ton	05 on	CDR1054	●		Vented	310	54.2	42	39	110	12
NPR75 8.0 - 8.5 T	05 on	CDR1059	●		Vented	363	100.2	42.2	39	110	12

NQR

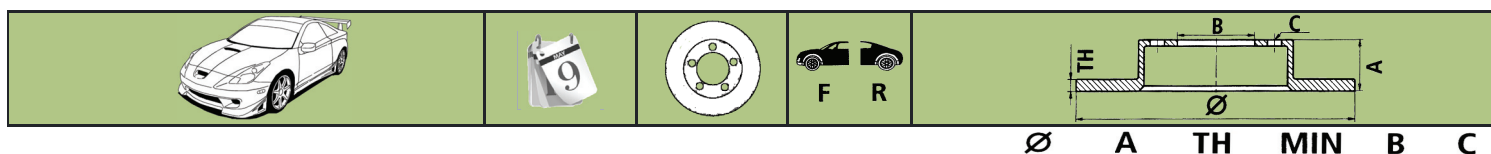
NQR75 8.0 - 8.5 T	05 on	CDR1059	●		Vented	363	100.2	42.2	39	110	12
-------------------	-------	----------------	---	--	--------	-----	-------	------	-----------	-----	----

IVECO

Daily 35 Series

35C9, 10, 11, 12, 13, 14, 17	7/99 - 6/06	DR12042	●		Solid	290	110.5	22	19	68	6
35C9, 10, 11, 12, 13, 14, 17	7/99 - 6/06	DR12551	●		Solid	290	110.5	22	19	64	6
35S12, S13, S14	7/99 - 6/06	DR12403	●		Solid	276	72.5	22	19	73	5
35S12, S13, S14	7/99 - 6/06	DR12042	●		Solid	290	110.5	22	19	68	6
35C9, 10, 11, 12, 13, 14, 17	7/99 - 6/06	DR12043		●	Solid	289	84.5	22	19	84	8

Disc Rotors



IVECO

Daily 35 Series

35S12, S13, S14 ABS	7/99 - 6/06	DR12544		●	Solid	276	69.5	16	13	73	5
35S12, S13, S14 Non-ABS	7/99 - 6/06	DR12404		●	Solid	276	66.5	16	13	73	5
35S12	5/06 on	DR12635	●		Vented	300	74.5	28	25	78	6
35S14	5/06 on	DR12635	●		Vented	300	74.5	28	25	78	6
35S14 Non-ABS	5/06 on	DR12770		●	Solid	296	69.5	16	13	76	6
35S14 With ABS	5/06 on	DR12849		●	Solid	296	69.5	16	13	76	6

Daily 40 Series

45.10, 49.10	1/87 - 7/99	DR12041	●		Solid	280	142	16	14.5	58.3	6
49.12	1/90 - 1/97	DR12041	●		Solid	280	142	16	14.5	58.3	6
45C15, C18	5/06 on	DR12667	●		Vented	290	46	28	25	64	9
40C12, 40C14, 45C14	5/06 on	DR12043		●	Solid	289	84.5	22	19	84	8
45C15, C18	5/06 on	DR12043		●	Solid	289	84.5	22	19	84	8

Daily 50 Series

50C11, 13, 14, 15, 17	7/99 - 6/06	DR12042	●		Solid	290	110.5	22	19	68	6
50C11, 13, 14, 15, 17	7/99 - 6/06	DR12551	●		Solid	290	110.5	22	19	64	6
50C11, 13, 14, 15, 17	7/99 - 6/06	DR12043		●	Solid	289	84.5	22	19	84	8
50C17, 18	5/06 on	DR12551	●		Solid	290	110.5	22	19	64	6
50C18	5/06 on	DR12667	●		Vented	290	46	28	25	64	9
50C17, 18	6/06 on	DR12043		●	Solid	289	84.5	22	19	84	8

Daily 65 Series

65C13, 15	7/99 on	DR12411	●		Vented	290	53	26	23	80	6
65C13, 15	7/99 on	DR12412		●	Solid	306	136	22	19	178	6
65C17	9/04 - 4/06	DR12411	●		Vented	290	53	26	23	80	6
65C17	9/04 - 4/06	DR12412		●	Solid	306	136	22	19	178	6
65C18	07 on	DR12784	●		Vented	300	59	60	27	83	9
65C18	07 on	DR12785		●	Vented	306	132	28	25	154	6

Daily 70 Series

70C17	09 on	DR12785		●	Vented	306	132	28	25	154	6
-------	-------	----------------	--	---	--------	-----	-----	----	-----------	-----	---

JAGUAR

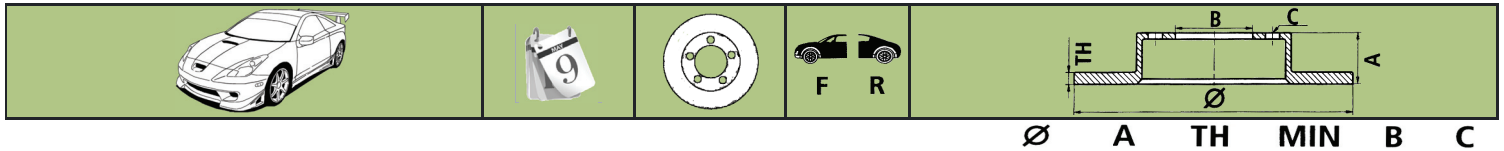
240, 340

240, 340	67 - 69	DR072	●		Solid	280	51.5	9.75	8.5	82.5	5
240, 340	67 - 69	DR073		●	Solid	287	53	9.5	8	82.5	5

E Type

3.8, 4.2L	61 - 68	DR072	●		Solid	280	51.5	9.75	8.5	82.5	5
V12 4.2L	68 - 74	DR076	●		Vented	285	60.5	24	22.9	82	5
V12 4.2L	68 - 74	DR075		●	Solid	262	25.5	12.5	11.4	70	4

Disc Rotors



JAGUAR

Mk 10

Mk 10	61 - 66	DR072	●		Solid	280	51.5	9.75	8.5	82.5	5
-------	---------	--------------	---	--	-------	-----	------	------	------------	------	---

Mk 2

All Models	59 - 67	DR072	●		Solid	280	51.5	9.75	8.5	82.5	5
All Models	59 - 67	DR073		●	Solid	287	53	9.5	8	82.5	5

S Type

3, 4 3.8L	63 - 68	DR072	●		Solid	280	51.5	9.75	8.5	82.5	5
3, 4 3.8L	63 - 68	DR075		●	Solid	262	25.5	12.5	11.4	70	4
S Type	98 on	DR12121	●		Vented	300	43	30	28	71	5
S Type	98 on	DR12122		●	Vented	288	32.5	20	18.5	64.5	5
3.0L V6	1/99 on	DR12780	●		Vented	320	42.9	30	28.4	71	5
2.5L V6 & 4.2L V8	4/02 on	DR12780	●		Vented	320	42.9	30	28.4	71	5
2.7L Diesel	6/04 on	DR12780	●		Vented	320	42.9	30	28.4	71	5

XJ6

Series I	68 - 2/74	DR074	●		Solid	284	60.3	12.7	11.4	82.5	5
Series I	68 - 2/74	DR075		●	Solid	262	25.5	12.5	11.4	70	4
Series II & III	74 - 10/86	DR076	●		Vented	285	60.5	24	22.9	82	5
Series II & III	74 - 10/86	DR075		●	Solid	262	25.5	12.5	11.4	70	4
Dana Diff. 120.5mm PCD	11/86 - 90	DR075B		●	Solid	262	25.5	12.5	11.4	70	4
X300 3.2 & 4.0L	10/94 - 97	DR098	●		Vented	291	66.8	28	27	80	5
X300 3.2 & 4.0L	10/94 - 97	DR12155		●	Vented	305	67.8	20	18.5	73.8	5

XJ8

X308 3.2 & 4.0L	97 on	DR12156	●		Vented	305	49.5	28	26	73.8	5
X308 3.2 & 4.0L	97 on	DR12155		●	Vented	305	67.8	20	18.5	73.8	5

XJ12

XJ12	73 - 90	DR076	●		Vented	285	60.5	24	22.9	82	5
XJ12	73 - 90	DR075		●	Solid	262	25.5	12.5	11.4	70	4
Dana Diff. 120.5mm PCD	11/86 - 90	DR075B		●	Solid	262	25.5	12.5	11.4	70	4

XJ40

3.6L	11/86 - 90	DR077	●		Vented	295	67	22.3	21	80	5
3.6L	11/86 - 90	DR078		●	Solid	278	68	10	8.8	74	5
3.2 & 4.0L	90 on	DR098	●		Vented	291	66.8	28	27	80	5
3.2 & 4.0L	90 on	DR099		●	Solid	294	67	10	8.8	74	5

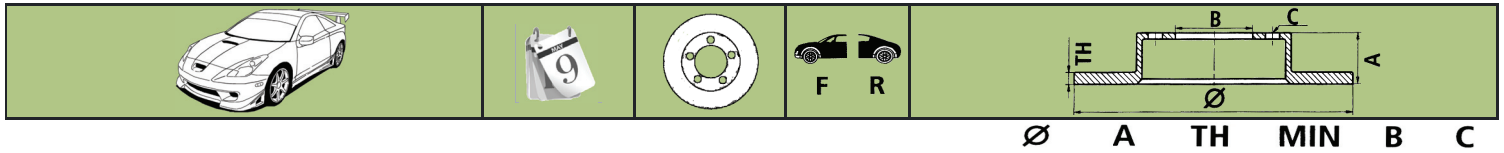
XJR

Sedan	7/97 - 5/03	DR12313	●		Vented	325	49.5	28.3	26	73.7	5
-------	-------------	----------------	---	--	--------	-----	------	------	-----------	------	---

XJS

XJS	73 - 90	DR076	●		Vented	285	60.5	24	22.9	82	5
XJS	73 - 90	DR075		●	Solid	262	25.5	12.5	11.4	70	4
Dana Diff. 120.5mm PCD	11/86 - 90	DR075B		●	Solid	262	25.5	12.5	11.4	70	4

Disc Rotors



JAGUAR

XK8

4.0L V8	98 - 99	DR12156	●		Vented	305	49.5	28	26	73.8	5
4.0L V8	98 on	DR12155		●	Vented	305	67.8	20	18.5	73.8	5
4.0L V8	99 - 04	DR12313	●		Vented	325	49.5	28.3	26	73.7	5

XKR

4.0L V8 Turbo	98 on	DR12156	●		Vented	305	49.5	28	26	73.8	5
4.0L V8 Turbo	98 on	DR12155		●	Vented	305	67.8	20	18.5	73.8	5

X-Type

2.5i & 3.0i V6 24v	01 on	DR12323	●		Vented	300	47	24	22	63.5	5
2.5i & 3.0i V6 24v	01 on	DR12579		●	Solid	280	34	12	10	63.5	5

JEEP

Cherokee

Cherokee	79 - 85	DR180	●		Vented	301	58.8	32.9	31	101.7	6
4D Wagon	4/94 on	DR096	●		Vented	280	81	24	22.7	72	5
XJ 4.0L 4D Turbo Diesel 2.5L	94 - 99	DR096	●		Vented	280	81	24	22.7	72	5
XJ 4.0L	00 - 01	DR888	●		Vented	280	78	24.4	22.7	72	5
2.4L, 3.7L V6 & 2.5L & 2.8L Turbo Diesel	02 - 03	DR889	●		Vented	287	64.8	28	26	72	5
2.4L, 3.7L V6 & 2.5L & 2.8L Turbo Diesel	03 on	DR889	●		Vented	287	64.8	28	26	72	5
2.4L, 3.7L V6 & 2.5L & 2.8L Turbo Diesel	03 on	DR12431		●	Solid	285	57.9	12	11	72	5

CJ Series

CJ Universal	77 - 78	DR095	●		Vented	298	56	30	28.5	96	5
CJ7 Renegade	9/78 - 81	DR181	●		Vented	298	56.5	22.5	21	95.5	5
CJ8 Hawk	81 - 85	DR181	●		Vented	298	56.5	22.5	21	95.5	5

Commander

XH	06 on	DR12581	●		Vented	328	53	30	28.5	72	5
XH	06 on	DR12582		●	Solid	320	66.4	14.1	12.5	71.9	5

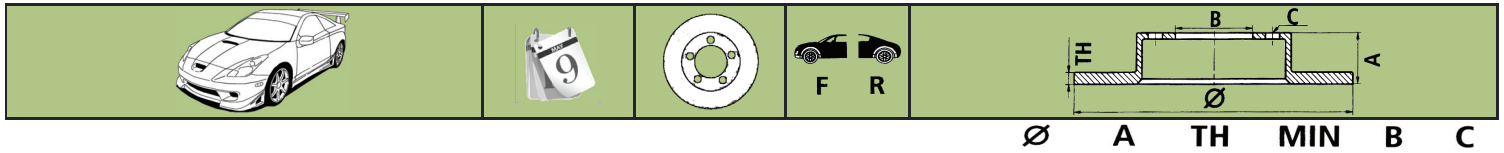
Compass

2.0L & 2.4L	07 on	DR12444	●		Vented	294	45.7	26	24.4	69	5
2.0L & 2.4L	07 on	DR12445		●	Solid	262	60.2	9.9	8.4	80	5

Grand Cherokee

ZJ Series	93 on	DR096	●		Vented	280	81	24	22.7	72	5
ZJ Series	93 on	DR097		●	Solid	285	59.5	11	9.5	72	5
ZG Series	96 - 99	DR096	●		Vented	280	81	24	22.7	72	5
ZG Series	96 - 99	DR097		●	Solid	285	59.5	11	9.5	72	5
KJ	00 - 06	DR540	●		Vented	305	64	26	24.5	72	5
KJ	00 - 06	DR541		●	Solid	305	75.5	10	8.5	72	5
WH Except SRT-8	06 on	DR12581	●		Vented	328	53	30	28.5	72	5

Disc Rotors



JEEP

Grand Cherokee

WH SRT-8	06 on	DR12720	●		Vented	360	53	32	30	72	5
WH Except SRT-8	06 on	DR12582		●	Solid	320	66.4	14.1	12.5	71.9	5
WH SRT-8	06 on	DR12580		●	Vented	350	68.5	28	26	72	5

J10

1/2 Ton	83 - 85	DR180	●		Vented	301	58.8	32.9	31	101.7	6
---------	---------	--------------	---	--	--------	-----	------	------	-----------	-------	---

J20

3/4 Ton	81 - 90	DR998	●		Vented	317.2	71	32.6	31	130.2	8
---------	---------	--------------	---	--	--------	-------	----	------	-----------	-------	---

Overlander

4 Cyl	81 - 85	DR181	●		Vented	298	56.5	22.5	21	95.5	5
-------	---------	--------------	---	--	--------	-----	------	------	-----------	------	---

Patriot

2.0L & 2.4L	07 on	DR12444	●		Vented	294	45.7	26	24.4	69	5
2.0L & 2.4L	07 on	DR12550		●	Solid	302	60.1	10	8.4	80	5

Wrangler

TJ 4.0L 6Cyl	97 on	DR096	●		Vented	280	81	24	22.7	72	5
WJ	00 on	DR540	●		Vented	305	64	26	24.5	72	5
XJ	00 - 06	DR888	●		Vented	280	78	24.4	22.7	72	5
WJ	00 on	DR541		●	Solid	305	75.5	10	8.5	72	5
KJ	02 on	DR889	●		Vented	287	64.8	28	26	72	5
XJ	03 - 06	DR12431		●	Solid	285	57.9	12	11	72	5
JK 2.8L Diesel & 3.8L Petrol	07 on	DR12646	●		Vented	302	55	28	26.4	72	5
JK 2.8L Diesel & 3.8L Petrol	07 on	DR12647		●	Solid	316	76.8	12	10.4	72	5

JENSEN

Interceptor

Mk 1		DR073	●		Solid	287	53	9.5	8	82.5	5
------	--	--------------	---	--	-------	-----	----	-----	----------	------	---

KIA

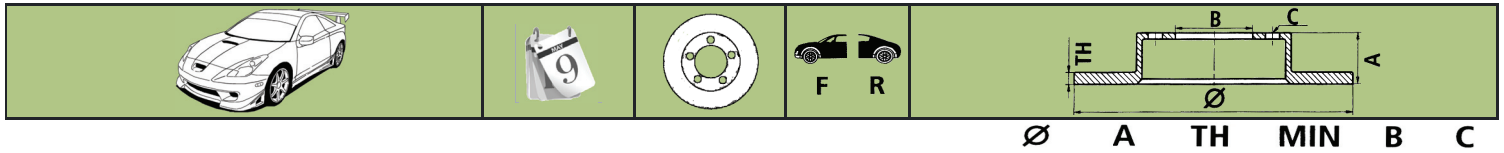
Carens

1.8L	11/00 - 7/02	DR873	●		Vented	258	48.5	24	22	72	4
------	--------------	--------------	---	--	--------	-----	------	----	-----------	----	---

Carnival

Single Piston Caliper	9/99 - 4/00	DR877	●		Vented	274	48	24	22	72	5
Twin Piston Caliper	5/00 - 11/03	DR878	●		Vented	274	48	26	24	72	5
Twin Piston Caliper	12/03 - 11/05	DR962	●		Vented	274	51	28	26	72	5
V6	05 on	DR12539	●		Vented	300	54	28	26	96.3	6

Disc Rotors



KIA

Cerato

2.0L	04 on	DR12467	●		Vented	275	47.3	26	24	69	4
2.0L	04 on	DR12468		●	Solid	258	41.6	10	8	76	4

Credos

2.0L	5/98 on	DR873	●		Vented	258	48.5	24	22	72	4
2.0L	5/98 on	DR874		●	Solid	260	40	10	8	72	4

Grand Carnival

VQ	06 on	DR12539	●		Vented	300	54	28	26	96.3	6
VQ	06 on	DR12668		●	Solid	324	69.5	12	10	96.3	6

K2700

2.7 Diesel	10/02 on	DR12393	●		Vented	261	24	24	22.4	86	6
------------	----------	----------------	---	--	--------	-----	----	----	-------------	----	---

K2900

PU3 2.9L	8/07 on	DR12787	●		Vented	278	26	26	24	92	5
----------	---------	----------------	---	--	--------	-----	----	----	-----------	----	---

Magentis

2.4L 4Cyl & 2.7L V6	2006 on	DR468	●		Vented	280	47.4	26	24.4	69	5
2.4L 4Cyl & 2.7L V6	2006 on	DR461		●	Solid	262	61.2	10	8.4	76	5

Mentor

1.5 & 1.8L Coupe & Sedan	11/96 on	DR875	●		Vented	240	44	20	18	57	4
1.5 & 1.8L Coupe & Sedan	11/96 on	DR879		●	Solid	260	40	10	8	57	4

Optima

2.5L V6 GL & GLS	01 - 02	DR463	●		Vented	257	47.5	25	22.4	69	4
2.5L V6 GL & GLS	01 on	DR458		●	Solid	262	61	10	8	76	4
GD	02 on	DR12456	●		Vented	280	47.5	26	24.4	69	4

Pregio

2.7L	02 on	DR12392	●		Vented	258	56	26	24	87	6
------	-------	----------------	---	--	--------	-----	----	----	-----------	----	---

Rio

4 Cyl	00 - 02	DR12308	●		Vented	235	45	22	20	55	4
BC 1.5L	03 - 05	DR12459	●		Vented	235	50.9	22	20	54.9	4
JB 1.6L DOHC	05 on	DR12446	●		Vented	256	46.9	22	20	62.3	4

Rondo

UN 2.0L	08 on	DR468	●		Vented	280	47.4	26	24.4	69	5
---------	-------	--------------	---	--	--------	-----	------	----	-------------	----	---

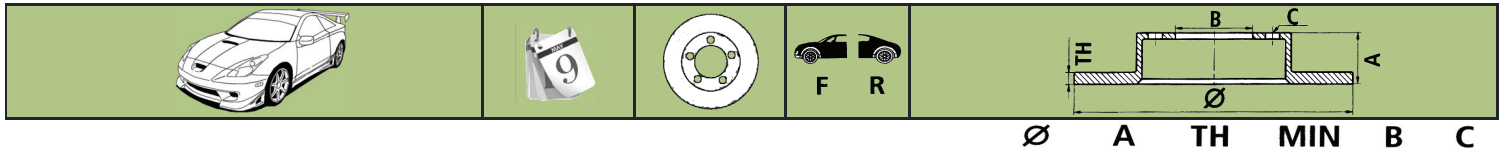
Shuma

Shuma	01 on	DR875	●		Vented	240	44	20	18	57	4
Shuma	01 on	DR879		●	Solid	260	40	10	8	57	4

Sorento

4WD 3.5L V6	03 on	DR2898	●		Vented	302	54	28	26	96.2	5
4WD 3.5L V6	03 - 06	DR2899		●	Vented	315	87.5	20	18.4	96.2	5
4WD 3.5L V6	06 on	DR12666		●	Vented	315	78.5	20	18.4	96.3	5

Disc Rotors



KIA

Spectra

FB 1.8L	02 on	DR12427	●		Vented	258	48.6	24	22	57	4
---------	-------	----------------	---	--	--------	-----	------	----	-----------	----	---

Sportage

Sportswagon 4WD	11/96 on	DR876	●		Vented	284	51	24	22.4	96	5
4WD	05 on	DR468	●		Vented	280	47.4	26	24.4	69	5
4WD	05 on	DR465		●	Solid	284	61	10	8.4	76	5

LADA

Cevaro

2108	88 - 5/91	DR870	●		Solid	239	42.5	12	11	58.5	4
------	-----------	--------------	---	--	-------	-----	------	----	-----------	------	---

Niva

2121, 4WD	84 - 9/92	DR872	●		Solid	272	50.5	11	10	108	5
-----------	-----------	--------------	---	--	-------	-----	------	----	-----------	-----	---

Samara

2108	88 - 5/91	DR870	●		Solid	239	42.5	12	11	58.5	4
------	-----------	--------------	---	--	-------	-----	------	----	-----------	------	---

Stable

Stable	12/93 on	DR870	●		Solid	239	42.5	12	11	58.5	4
--------	----------	--------------	---	--	-------	-----	------	----	-----------	------	---

Volante

Volante	12/93 on	DR870	●		Solid	239	42.5	12	11	58.5	4
---------	----------	--------------	---	--	-------	-----	------	----	-----------	------	---

LANCIA

Beta

Beta	72 - 84	DR390	●		Solid	251	51	12.7	11.5	48.5	4
Beta	72 - 84	DR391		●	Solid	251	55	10	9	48.5	4

Delta

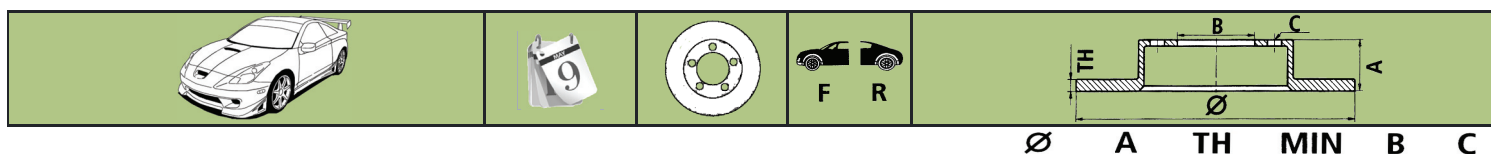
Evoluzione	92 - 95	DR12238	●		Vented	281	54.2	26	24.2	59	5
HF Integrale	92 - 95	DR12238	●		Vented	281	54.2	26	24.2	59	5

LAND ROVER

110

130 TD4 200, 300 TDi	84 - 94	DR087	●		Solid	298	70	14	13	101.6	5
110, 130 TD4 & TD5 TDi & LF Crew Cab	94 on	DR086	●		Vented	298	70	24	22	101.6	5
110, 130 TD4 & TD5 TDi & LF Crew Cab	94 on	DR087	●		Solid	298	70	14	13	101.6	5

Disc Rotors



LAND ROVER

110

110 Series	99 on	DR549		●	Solid	298	59	14	13	101.6	5
------------	-------	--------------	--	---	-------	-----	----	----	-----------	-------	---

Defender

130 TD4 200, 300 TDi	92 - 94	DR087	●		Solid	298	70	14	13	101.6	5
110, 130 TD4 & TD5 TDi & LF Crew Cab	94 on	DR086	●		Vented	298	70	24	22	101.6	5
110, 130 TD4 & TD5 TDi & LF Crew Cab	94 on	DR087	●		Solid	298	70	14	13	101.6	5
110, 130 TD4 & TD5 TDi & LF Crew Cab	94 on	DR088		●	Solid	290	61	12.7	11.7	101	5
110 Series	99 on	DR549		●	Solid	298	59	14	13	101.6	5

Discovery I

V8 All Models	89 - 95	DR088		●	Solid	290	61	12.7	11.7	101	5
V8 Petrol & 2.5 Diesel	92 - 98	DR086	●		Vented	298	70	24	22	101.6	5
V8 Petrol & 2.5 Diesel	92 - 98	DR087	●		Solid	298	70	14	13	101.6	5

Discovery II

V8 Petrol, TD5 Diesel	10/99 - 04	DR528	●		Vented	297	91.5	25	22	70	5
V8 Petrol, TD5 Diesel	10/99 - 04	DR093		●	Solid	304	62.7	12.6	11.7	70	5

Discovery III

2.7L TDV6, 4.0L V6	04 on	DR12429	●		Vented	317	62	30	27	79	5
4.4L V8 Petrol	04 on	DR12461	●		Vented	337	62	30	27	79	5
2.7L TDV6, 4.0L V6	04 on	DR12460		●	Vented	325	59.6	20	17	79	5
4.4L V8 Petrol	04 on	DR12474		●	Vented	350	59	20	17	79	5

Freelander

1.8L Petrol & 2.0L Diesel	97 - 00	DR526	●		Solid	262	51.2	14	11	66.2	5
V6 Petrol & TD4 Diesel	01 on	DR527	●		Vented	277	51.5	21	18	66	5
2.2L Td4	10/06 on	DR12577	●		Vented	300	52	28	26	63.5	5
3.2L	10/06 on	DR12850		●	Vented	302	66	20	18	63.6	5

Range Rover

Classic	72 - 86	DR087	●		Solid	298	70	14	13	101.6	5
Classic	72 on	DR088		●	Solid	290	61	12.7	11.7	101	5
Classic	90 on	DR086	●		Vented	298	70	24	22	101.6	5

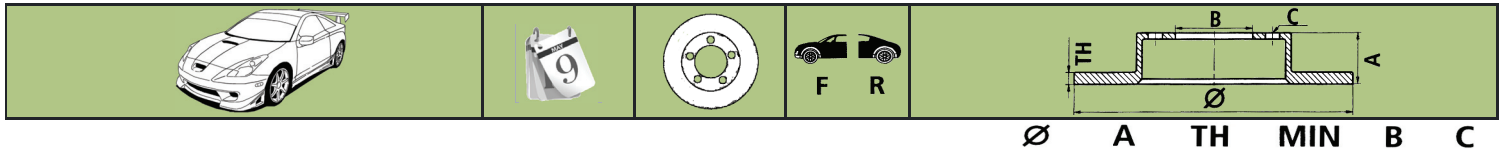
Range Rover II

2.5L 6Cyl Turbo Diesel	95 - 01	DR092	●		Vented	297	64.6	25	22	70	5
4.0 & 4.6L V8	95 - 01	DR092	●		Vented	297	64.6	25	22	70	5
4.0 & 4.6L V8	95 - 01	DR093		●	Solid	304	62.7	12.6	11.7	70	5
4.2L V8 DOHC, 2.9L Turbo-Diesel	8/02 on	DR2092	●		Vented	344	76.2	30	28.4	79	5
4.2L V8 DOHC, 2.9L Turbo-Diesel	8/02 on	DR2093		●	Solid	354	75	12	10.4	79	5

Range Rover III

2.7L TD V6	5/05 on	DR12429	●		Vented	317	62	30	27	79	5
3.0L TD6 & 4.4L V8 Petrol	3/05 on	DR12779	●		Vented	343	76	30	27	79	5
4.2L V8 Supercharged	3/05 on	DR12742	●		Vented	360	81	30	27	78	5
4.4L V8 Petrol	5/05 on	DR12461	●		Vented	337	62	30	27	79	5

Disc Rotors



LAND ROVER

Range Rover III

Sport 4.2L	3/05 on	DR12473	●		Vented	360	62	30	27	79	5
2.7L TD V6	5/05 on	DR12460		●	Vented	325	59.6	20	17	79	5
Sport 4.2L & 4.4L V8	3/05 on	DR12474		●	Vented	350	59	20	17	79	5
3.6L TD 8	4/06 on	DR2092	●		Vented	344	76.2	30	28.4	79	5

LEXUS

ES300

VCV10	92 - 96	DR735	●		Vented	275	49.5	28	26	62	5
VCV10, MCV20	92 on	DR734		●	Solid	288	65	10	9	62	5
MCV20	8/96 - 7/01	DR736		●	Solid	269	65	10	9	62	5
MCV20	8/96 - 7/01	DR735	●		Vented	275	49.5	28	26	62	5
MCV30	7/01 on	DR12463		●	Solid	269	65	12	10.5	62	5

GS300

JZS147, JZS160	93 - 05	DR748	●		Vented	296	51	32	30	62	5
JZS160	98 - 05	DR749		●	Solid	307	63	12	10.5	62	5
GRS190 L/H	1/05 on	DR12638	●		Vented	334	50.9	30	27	62	5
GRS190 R/H	1/05 on	DR12639	●		Vented	334	50.9	30	27	62	5
GRS190	1/05 on	DR12637		●	Vented	310	67.5	18	16.5	62	5

GS430

UZS190 L/H	1/05 on	DR12638	●		Vented	334	50.9	30	27	62	5
UZS190 R/H	1/05 on	DR12639	●		Vented	334	50.9	30	27	62	5
UZS190	1/05 on	DR12637		●	Vented	310	67.5	18	16.5	62	5

IS200

GXE10	99 - 05	DR748	●		Vented	296	51	32	30	62	5
GXE10	99 - 05	DR749		●	Solid	307	63	12	10.5	62	5

IS250C

GSE20	7/06 on	DR12559	●		Vented	296	49.3	28	26	62	5
GSE20	7/06 on	DR12560		●	Solid	291	61.2	10	8.5	62	5

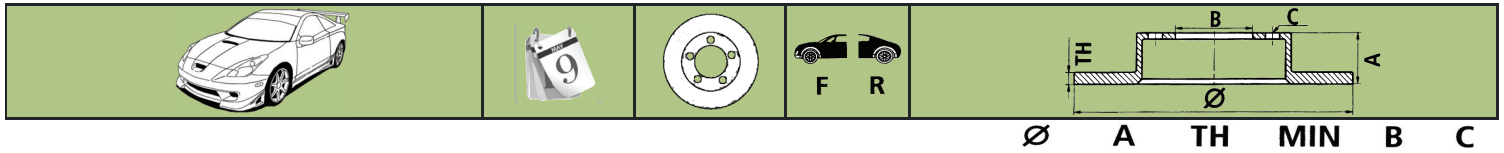
IS300

JCE10	99 - 04	DR748	●		Vented	296	51	32	30	62	5
JCE10	99 - 04	DR749		●	Solid	307	63	12	10.5	62	5

LS400

UCF10	8/90 - 8/92	DR737	●		Vented	276	51	28	26	60	5
UCF10	8/90 - 8/92	DR738		●	Vented	291	67.5	16	15	60	5
UCF10	8/92 - 10/94	DR748	●		Vented	296	51	32	30	62	5
UCF20	10/94 - 8/00	DR745	●		Vented	315	53.5	28	26	62	5
UCF20	10/94 - 8/00	DR746		●	Vented	307	67	16	15	62	5

Disc Rotors



LEXUS

LS430

UCF30	7/03 - 8/06	DR845	●		Vented	315	50.25	30	28	62	5
UCF30	7/03 - 8/06	DR846		●	Vented	310	67.5	16	14.5	62	5

LX470

UZJ100	1/98 - 12/05	DR788	●		Vented	312	71	32	30	115	5
UZJ100	1/98 - 12/05	DR789		●	Vented	330	103	18	16	110	5

LX570

URJ201 5.7L V8	11/07 on	DR12561	●		Vented	340	83.2	32	29	112	5
URJ201 5.7L V8	11/07 on	DR12562		●	Vented	345	76.2	18	16	112	5

RX300

MCU10, ACU10 4WD	1/98 - 2/03	DR12322	●		Vented	296	49.2	28	26	62	5
MCU10, ACU10 4WD	1/98 - 2/03	DR734		●	Solid	288	65	10	9	62	5

RX330

MCU38	2/03 - 1/06	DR2702	●		Vented	320	49.3	28	26	62	5
MCU38	2/03 - 1/06	DR12384		●	Solid	288	69.4	10	8.5	62	5

RX350

GSU35	2/03 on	DR2702	●		Vented	320	49.3	28	26	62	5
GSU35	2/03 on	DR12384		●	Solid	288	69.4	10	8.5	62	5
GGL15	12/08 on	DR12621	●		Vented	328	49	28	25	62	5
GGL15	12/08 on	DR12750		●	Solid	309	62.5	10	8.5	62	5

RX400H

MHU38	3/05 on	DR2702	●		Vented	320	49.3	28	26	62	5
MHU38	3/05 on	DR12384		●	Solid	288	69.4	10	8.5	62	5

RX450H

GYL15	12/08 on	DR12621	●		Vented	328	49	28	25	62	5
GYL15	12/08 on	DR12750		●	Solid	309	62.5	10	8.5	62	5

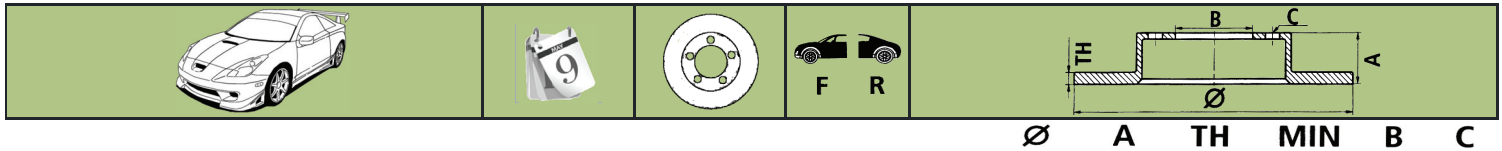
SC400

UZZ30, UZZ31	8/91 - 8/98	DR568	●		Vented	275	49.5	28	26	62	5
UZZ30, UZZ31	4/91 - 7/00	DR746		●	Vented	307	67	16	15	62	5
UZZ30, UZZ31	8/91 - 8/98	DR586		●	Vented	291	67.5	16	15	62	5
UZZ30, UZZ31	8/98 - 7/00	DR748	●		Vented	296	51	32	30	62	5

SC430

UZZ40	1/01 on	DR748	●		Vented	296	51	32	30	62	5
UZZ40	1/01 on	DR749		●	Solid	307	63	12	10.5	62	5

Disc Rotors



LEYLAND

P76

P76	73 - 74	DR068	●		Vented	273	100	25.4	22.74	Hub	5
-----	---------	--------------	---	--	--------	-----	-----	------	--------------	-----	---

LOTUS

Elise

Elise	3/00 on	DR5355	●		Vented	280	29.3	26	24.5	56.6	4
-------	---------	---------------	---	--	--------	-----	------	----	-------------	------	---

MASERATI

Biturbo

2.0 & 2.5L	82 - 88	DR439	●		Solid	282	59	12.7	11.4	60	4
2.0 & 2.5L	82 - 88	DR12045		●	Solid	272	61.5	10	9	60	4
2.8L V6 18V/24V	87 - 94	DR12044	●		Vented	284	46	22	20.4	60	5
2.0L V6 24V	90 - 96	DR12044	●		Vented	284	46	22	20.4	60	5

Ghibli

2.0, 2.8L V6 24V ATE Brake	94 - 95	DR12162	●		Vented	307	50	30	28	59	5
2.0, 2.8L V6 24V ATE Brake	94 - 95	DR12163		●	Vented	316	80	20	18	59	5

Quattro Porte

2.8L V6 24V ATE Brake	3/94 on	DR12162	●		Vented	307	50	30	28	59	5
2.8L V6 24V ATE Brake	3/94 on	DR12163		●	Vented	316	80	20	18	59	5

MAZDA

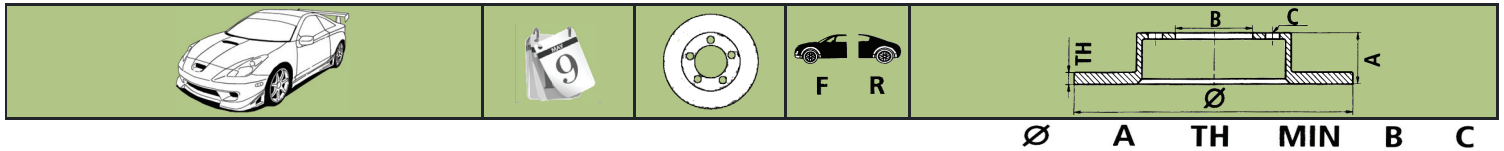
121

121, 121L, CD2, CD5	76 - 80	DR335	●		Vented	250	37.5	18	17	80	4
DA Shades	86 - 11/90	DR635	●		Solid	219	37	13	11	75	4
DB 1.3 Litre	11/90 on	DR525	●		Solid	235	45	12	10	55	4
DB 1.5 Litre	11/90 on	DR530	●		Vented	235	45.5	18	16	55	4
DW Metro	8/96 on	DR530	●		Vented	235	45.5	18	16	55	4

323

FA4 RWD	11/76 - 80	DR339	●		Solid	206	54	13	12	HUB	4
FA4 P/Van Wagon RWD	78 - 85	DR337	●		Solid	229	54	13	12	HUB	4
BD10 FWD	81 - 85	DR100	●		Solid	228	31	11	10	75	4
BF	11/85 - 89	DR930	●		Vented	238	31	18	16	75	4
BF Wagon	6/86 - 88	DR930	●		Vented	238	31	18	16	75	4

Disc Rotors



MAZDA

323

BF Wagon	6/86 - 88	DR933		●	Solid	221	35	10	8	Hub	4
BF10 Except Wagon Turbo only	4/87 - 89	DR101	●		Vented	260	32	18	16	75	4
BF10 Turbo, 2WD	4/87 - 89	DR931		●	Solid	222	35	10	8	HUB	4
BF10 Turbo, 4WD	4/87 - 89	DR932		●	Solid	247	30	10	8	75	4
BG Astina 1.8L DOHC	90 - 94	DR533	●		Vented	257	45.5	22	20	55	4
BG SOHC Automatic	90 - 94	DR532	●		Vented	235	45.5	22	20	55	4
BG SOHC Manual	90 - 94	DR530	●		Vented	235	45.5	18	16	55	4
BG Astina 1.8L DOHC	90 - 94	DR534		●	Solid	250.5	34.5	9	8	55	4
BG OHC	90 - 94	DR531		●	Solid	231	35	9	8	55	4
BA Astina 2.0L & V6	94 - 4/98	DR535	●		Vented	274	45	22	20	72	5
BA Protégé 1.6L 1.8L DOHC	94 - 4/98	DR533	●		Vented	257	45.5	22	20	55	4
BA Astina 2.0L & V6	94 - 4/98	DR536		●	Solid	251	34.5	9	8	72	5
BA Protégé 1.6L 1.8L DOHC	94 - 4/98	DR534		●	Solid	250.5	34.5	9	8	55	4
BJ Astina 1.6L	9/98 on	DR12139	●		Vented	235	46	22	20	55	4
BJ Astina 1.6L	98 on	DR532	●		Vented	235	45.5	22	20	55	4
BJ Astina 1.8, 2.0L Series III	98 on	DR576	●		Vented	258	47	24	22	55	4
BJ Astina 1.8, 2.0L Series III	98 on	DR539		●	Solid	261	40	10	8	55	4

626

CB2MS RWD - With no Bearing Cups	78 - 82	DR333	●		Solid	231	50	13	12	HUB	4
GC FWD	2/83 - 2/84	DR119	●		Solid	250	35	14	12.5	75	4
GC 1.8L Non-Compliance	84 - 88	DR12164	●		Solid	228	34.5	14	12.6	75.1	4
GC FWD & Turbo	84 - 87	DR334	●		Vented	250	35	20	18.5	75	4
GC FWD & Turbo	84 - 87	DR945		●	Solid	254	50.2	10.2	9	HUB	4
GD FWD	87 - 91	DR633	●		Vented	264	47	24	22	64	5
GD (2 Wheel Steer) 58mm Bearing	87 - 91	DR634		●	Solid	258	72	10	8	HUB	5
GD (4 Wheel Steer) 64mm Bearing	5/89 - 91	DR948		●	Solid	260	72	10	8	HUB	5
GE 2.0L & V6	92 - 3/97	DR950	●		Vented	258	49	24	22	72	5
GE 2.0L & V6	92 - 3/97	DR951		●	Solid	261	40	9.5	8	72	5
GF 2.0L Including Series II	4/97 on	DR950	●		Vented	258	49	24	22	72	5
GF 2.0L Including Series II	4/97 on	DR951		●	Solid	261	40	9.5	8	72	5

626 Wagon

GV	3/92 on	DR633	●		Vented	264	47	24	22	64	5
GV	3/92 on	DR12800		●	Solid	259	72	10	8	Hub	5

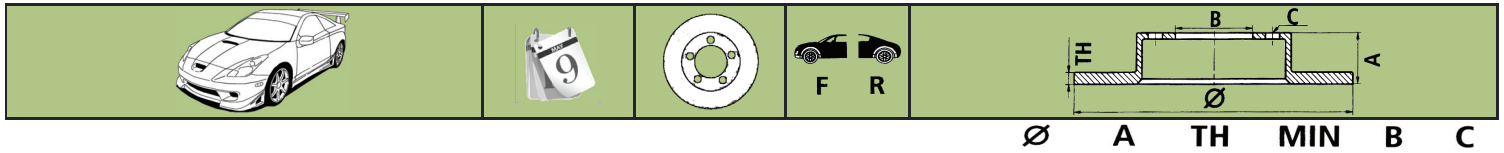
808

808	72 - 75	DR331	●		Solid	230	33	11	10	72	4
-----	---------	--------------	---	--	-------	-----	----	----	-----------	----	---

929

LA2 RWD	74 - 76	DR338	●		Solid	230	34.5	12	11	72	4
LA2 RWD	76 - 79	DR335	●		Vented	250	37.5	18	17	80	4
929L LA4, LA5 RWD P.C.D. 120mm	78 - 2/82	DR630	●		Vented	250	56	18	17	Hub	4
HBE Coupe, Sedan & Hardtop	84 - 87	DR940	●		Vented	246	56	20	18	HUB	4
HBES	84 - 87	DR942		●	Solid	255	45	10	9	66	4

Disc Rotors



MAZDA

929

HC10 V6 Series I Non-ABS	87 - 91	DR638	●		Vented	255	72.2	22	20	HUB	5
HC10 V6	87 - 91	DR639		●	Solid	265	57	10	8	68	5
HC10 V6 Series II ABS & Non-ABS	11/89 on	DR659	●		Vented	255	72.4	22	20	Hub	5
HD10	5/91 on	DR955	●		Vented	274	47.5	24	22	72	5
HD10	5/91 on	DR956		●	Vented	286	56.5	18	16	72	5
HE10	11/95 - 9/97	DR955	●		Vented	274	47.5	24	22	72	5
HE10	11/95 - 9/97	DR956		●	Vented	286	56.5	18	16	72	5

1300

FA3, STB	70 - 75	DR332	●		Solid	244	50	10	9	72	4
STC	72 - 75	DR331	●		Solid	230	33	11	10	72	4

1500

SUE	11/66 - 68	DR330	●		Solid	250	31	10	9	80	4
SS	67 - 68	DR330	●		Solid	250	31	10	9	80	4

1800

SUA	67 - 68	DR330	●		Solid	250	31	10	9	80	4
-----	---------	-------	---	--	-------	-----	----	----	---	----	---

B Series

B1800	77 - 83	DR941	●		Solid	255	36	20	19	80	4
B2200	80 - 85	DR941	●		Solid	255	36	20	19	80	4
B2000	82 - 88	DR941	●		Solid	255	36	20	19	80	4
B1800 2WD	85 - 96	DR631	●		Vented	256	21	20	18	86	6
B1800 4WD	85 - 96	DR965	●		Vented	272	25	22	20	93	6
B2200 2WD	85 - 96	DR631	●		Vented	256	21	20	18	86	6
B2600 2WD	85 - 96	DR631	●		Vented	256	21	20	18	86	6
B2600 4WD	85 - 96	DR965	●		Vented	272	25	22	20	93	6
B2500 2WD	96 - 06	DR958	●		Vented	255.5	24	24	22	86	6
B2500 4WD	96 - 98	DR959	●		Vented	274	28	28	26	93	6
B2600 2WD	96 - 06	DR958	●		Vented	255.5	24	24	22	86	6
B2600 4WD	96 - 98	DR959	●		Vented	274	28	28	26	93	6
UN B2500 & B2600 4WD	11/98 - 10/02	DR964	●		Vented	275	24	24	22	93	6
B2500, B2600 4WD	11/02 - 06	DR12502	●		Vented	288.5	70.5	28	26	98	6
BT-50 2WD Excl. High Rider	10/06 on	DR958	●		Vented	255.5	24	24	22	86	6
BT-50 2WD High Rider	10/06 on	DR12502	●		Vented	288.5	70.5	28	26	98	6
BT-50 4WD	10/06 on	DR12502	●		Vented	288.5	70.5	28	26	98	6

Bravo

UN 2.5 & 2.6L 4WD	11/98 on	DR964	●		Vented	275	24	24	22	93	6
-------------------	----------	-------	---	--	--------	-----	----	----	----	----	---

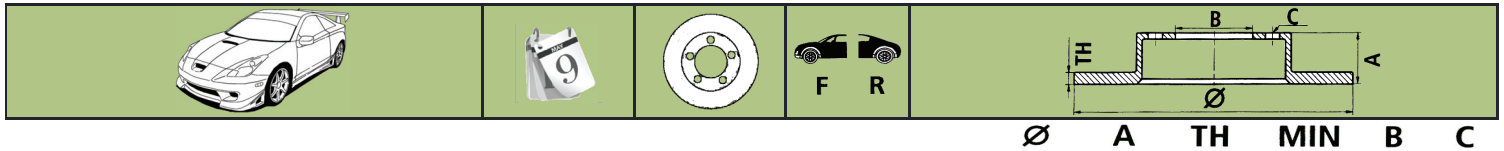
Capella

SNA 1600	73 - 74	DR338	●		Solid	230	34.5	12	11	72	4
----------	---------	-------	---	--	-------	-----	------	----	----	----	---

CX-7

2.3L	2/06 on	DR12570	●		Vented	296	48.3	28	26	72	5
2.3L	2/06 on	DR12571		●	Vented	302	57	18	16	72	5

Disc Rotors



MAZDA

CX-9

3.7L V6	9/07 on	DR12572	●		Vented	320	48.3	28	26	72	5
3.7L V6	9/07 on	DR12573		●	Vented	324	56	18	16	72	5

E Series

E1400 Van, Wagon & Short Body L/H	84 - 87	DR632B	●		Vented	231.5	58.5	18	16	Hub	4
E1400 Van, Wagon & Short Body R/H	84 - 87	DR632A	●		Vented	231.5	58.5	18	16	Hub	4
E1800 Van, Wagon & Short Body L/H	84 - 87	DR632B	●		Vented	231.5	58.5	18	16	Hub	4
E1800 Van, Wagon & Short Body R/H	84 - 87	DR632A	●		Vented	231.5	58.5	18	16	Hub	4
E2000 Pickup	84 - 97	DR934	●		Vented	268	20	20	18	86	6
E2000 Van STD & LWB	84 - 92	DR631	●		Vented	256	21	20	18	86	6
E2200 Pickup	84 - 97	DR934	●		Vented	268	20	20	18	86	6
E2200 Van STD & LWB	84 - 92	DR631	●		Vented	256	21	20	18	86	6
E1800	90 on	DR631	●		Vented	256	21	20	18	86	6
E2000 Van	5/92 on	DR958	●		Vented	255.5	24	24	22	86	6
E2200 Van	5/92 on	DR958	●		Vented	255.5	24	24	22	86	6
E1800 E2000,E2200 SWB L/H	11/96 - 9/99	DR859B	●		Vented	256	72	18	16	Hub	4
E1800 E2000,E2200 SWB R/H	11/96 - 9/99	DR859A	●		Vented	256	72	18	16	Hub	4
E2000, E2200 Van	03 on	DR12655	●		Vented	255.5	28	28	26	93	6

LVW

4 Door Wagon	99 on	DR962	●		Vented	274	51	28	26	72	5
4 Door Wagon	99 on	DR956		●	Vented	286	56.5	18	16	72	5

Mazda 2

1.5L Sedan & Hatch	03 on	DR2958	●		Vented	258	43.5	22	20	55	4
--------------------	-------	---------------	---	--	--------	-----	------	----	-----------	----	---

Mazda 3

2.0L	04 on	DR12346	●		Vented	278	48.6	25	23	72	5
2.3L	04 on	DR12347	●		Vented	300	48.7	24.9	23	72	5
2.0L	04 on	DR12333		●	Solid	265	41	11	9	71.8	5
2.3L	04 on	DR12334		●	Solid	280	40.9	11	9	71.7	5
2.3L MPS	06 on	DR12730	●		Vented	320	48.4	25	23	72	5
2.3L MPS	06 on	DR12334		●	Solid	280	40.9	11	9	71.7	5
2.2L Diesel & 2.5L SP25	6/09 on	DR12347	●		Vented	300	48.7	24.9	23	72	5
2.2L Diesel & 2.5L SP25	6/09 on	DR12334		●	Solid	280	40.9	11	9	71.7	5

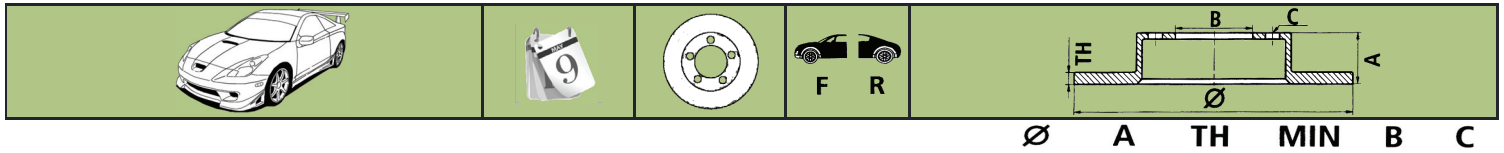
Mazda 6

2.3L DOHC MZR	02 on	DR2950	●		Vented	274	47.5	24	22	72	5
Wagon	02 on	DR12358	●		Vented	282	48.8	25	23	71.7	5
2.3L DOHC MZR	02 on	DR2951		●	Solid	280	40.2	10	8	71.7	5
MPS 2.3L Turbo	3/05 on	DR12613	●		Vented	320	46	25	23	72	5
MPS 2.3L Turbo	3/05 on	DR12614		●	Solid	314	41	11	9	72	5
GH 2.2L Diesel & 2.5L	12/07 on	DR12822	●		Vented	299	48.4	25	23	72	5

MPV

LV10E1	93 on	DR960	●		Vented	276	64	28	26	72	5
--------	-------	--------------	---	--	--------	-----	----	----	-----------	----	---

Disc Rotors



MAZDA

MPV

LV10E2	12/95 on	DR961	●		Vented	276	58	28	26	72	5
LV10E2	12/95 on	DR956		●	Vented	286	56.5	18	16	72	5
LVW (D) 2.5 & 3.0L V6	9/99 on	DR962	●		Vented	274	51	28	26	72	5
LVW (D) 2.5 & 3.0L V6	9/99 on	DR956		●	Vented	286	56.5	18	16	72	5

MX5

NA 1.6, 1.8	10/89 - 93	DR530	●		Vented	235	45.5	18	16	55	4
NA 1.6, 1.8	10/89 - 93	DR531		●	Solid	231	35	9	8	55	4
NA & NB 1.8L	93 on	DR538	●		Vented	255	45	20	18	55	4
NA & NB 1.8L	93 on	DR534		●	Solid	250.5	34.5	9	8	55	4
1.8L Titanium & SP Turbo Manual	00 on	DR545	●		Vented	270	46	22	20	55	4
1.8L Titanium & SP Turbo Manual	00 on	DR546		●	Solid	276	35	10	8	55	4
2.0L	7/06 on	DR2951		●	Solid	280	40.2	10	8	71.7	5

MX6

GC & Turbo	86 - 87	DR334	●		Vented	250	35	20	18.5	75	4
GC & Turbo	86 - 87	DR945		●	Solid	254	50.2	10.2	9	HUB	4
GD Turbo	87 - 91	DR633	●		Vented	264	47	24	22	64	5
GD Rear With 2WS 58mm Bearing	87 - 91	DR634		●	Solid	258	72	10	8	HUB	5
GD Read With 4WS 64mm Bearing	5/89 - 91	DR948		●	Solid	260	72	10	8	HUB	5
GE	11/91 on	DR950	●		Vented	258	49	24	22	72	5
GE	11/91 on	DR951		●	Solid	261	40	9.5	8	72	5

Premacy

1.8L With Rear Drum	99 - 01	DR950	●		Vented	258	49	24	22	72	5
2.0L	7/01 - 03	DR2950	●		Vented	274	47.5	24	22	72	5
2.0L	02 - 03	DR951		●	Solid	261	40	9.5	8	72	5

RX Series

R100	69 - 72	DR332	●		Solid	244	50	10	9	72	4
------	---------	--------------	---	--	-------	-----	----	----	----------	----	---

RX2

S122A	70 - 76	DR338	●		Solid	230	34.5	12	11	72	4
-------	---------	--------------	---	--	-------	-----	------	----	-----------	----	---

RX3

S102A	72 - 76	DR331	●		Solid	230	33	11	10	72	4
S124A	72 - 78	DR338	●		Solid	230	34.5	12	11	72	4

RX4

RX4	72 - 78	DR338	●		Solid	230	34.5	12	11	72	4
-----	---------	--------------	---	--	-------	-----	------	----	-----------	----	---

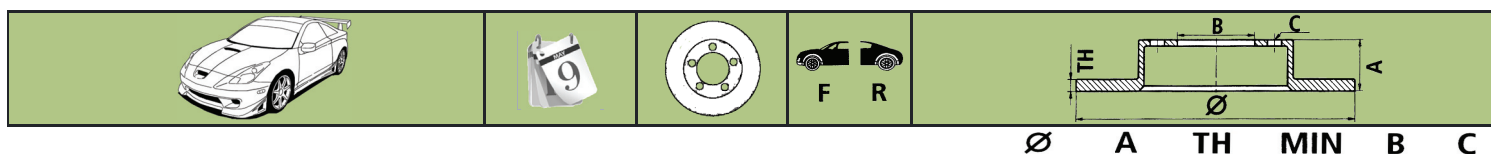
RX5

CD23	76 - 79	DR335	●		Vented	250	37.5	18	17	80	4
------	---------	--------------	---	--	--------	-----	------	----	-----------	----	---

RX7

Series 1 & 2 SA22	79 - 83	DR336	●		Vented	228	59	18	17	HUB	4
Series 2 SA22C	81 - 83	DR935		●	Solid	235	50	10	9	47.5	4
Series 3	83 - 1/86	DR946	●		Vented	250	65	22	20	Hub	4

Disc Rotors



MAZDA

RX7

Series 3	83 - 1/86	DR936		●	Vented	258	63	20	18	66	4
Series 4 FC1	2/86 - 4/92	DR636	●		Vented	276	65	22	20	77	5
Series 4 FC1 Turbo	2/86 - 4/92	DR637		●	Vented	273	53	20	18	66	5
FD 103	4/92 on	DR947	●		Vented	294	67	22	20	72	5
FD 103	4/92 on	DR952		●	Vented	294	45	20	18	72	5

RX8

Sports Suspension	7/03 on	DR12375	●		Vented	323	44.9	24	22	72	5
Standard Suspension	7/03 on	DR12374	●		Vented	303	45	24	22	72	5
Sports Suspension	7/03 on	DR12376		●	Vented	301	44.2	18	16	72	5
Standard Suspension	7/03 on	DR12376		●	Vented	301	44.2	18	16	72	5

Traveller

2000 R/H	11/82 - 88	DR632A	●		Vented	231.5	58.5	18	16	HUB	4
2001 L/H	11/82 - 88	DR632B	●		Vented	231.5	58.5	18	16	HUB	4
1600	2/84 - 7/86	DR939	●		Vented	275	33	20	19	85	4
1600, 2000	2/84 - 88	DR934	●		Vented	268	20	20	18	86	6

Tribute

2.0L 4Cyl & 3.0L V6	00 - 05	DR957	●		Vented	278	47	24	22	72	5
2.3L & 3.0L	05 on	DR12448	●		Vented	303	46.7	26	24	72	5
2.3L & 3.0L	05 on	DR12449		●	Solid	302	56	12	11	72	5

MERCEDES

180E

W201 1.8L	88 - 93	DR260	●		Solid	262	43	11	9	67	5
-----------	---------	--------------	---	--	-------	-----	----	----	----------	----	---

190C

W110 / W111	1965	DR253	●		Solid	253	67.3	12.7	11.1	69.5	5
-------------	------	--------------	---	--	-------	-----	------	------	-------------	------	---

190D

W110 / W111	1965	DR253	●		Solid	253	67.3	12.7	11.1	69.5	5
W201 2.5L	85 - 88	DR260	●		Solid	262	43	11	9	67	5
W201 2.5L	85 - 91	DR261		●	Solid	258	55	9	7.3	67	5
W201 1.8L	88 - 91	DR260	●		Solid	262	43	11	9	67	5

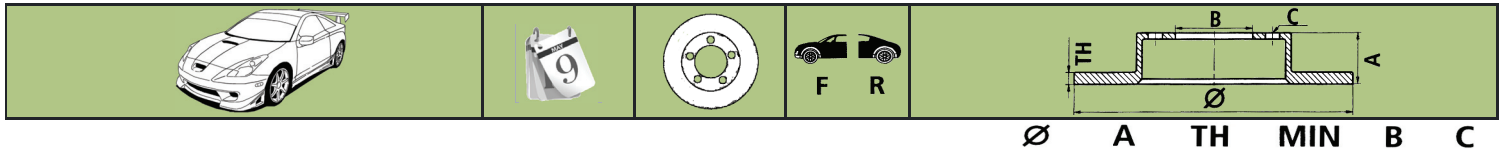
190E

W201	84 - 93	DR260	●		Solid	262	43	11	9	67	5
W201 2.3L 16 Valve	85 - 88	DR269	●		Vented	284	43	22	19.4	67	5
W201	85 - 91	DR261		●	Solid	258	55	9	7.3	67	5
W201 2.3, 2.6L	86 - 93	DR279	●		Vented	262	44.5	22	19.4	67	5

200

W110 / W111	1965	DR253	●		Solid	253	67.3	12.7	11.1	69.5	5
-------------	------	--------------	---	--	-------	-----	------	------	-------------	------	---

Disc Rotors



MERCEDES

200

W114 / W115	68 - 71	DR250	●		Solid	273	63.3	12.7	10.6	70	5
W114 / W115	68 - 71	DR251		●	Solid	279	72	10	8.3	67	5

220

W114 / W115	68 - 71	DR250	●		Solid	273	63.3	12.7	10.6	70	5
W114 / W115	68 - 71	DR251		●	Solid	279	72	10	8.3	67	5
W202 / T202	94 - 95	DR261		●	Solid	258	55	9	7.3	67	5

220B

W110 / W111	1965	DR253	●		Solid	253	67.3	12.7	11.1	69.5	5
W110 / W111	1965	DR251		●	Solid	279	72	10	8.3	67	5

220E

W124	90 - 95	DR261		●	Solid	258	55	9	7.3	67	5
W124	91 - 95	DR269	●		Vented	284	43	22	19.4	67	5

220S

W110 / W111	1965	DR253	●		Solid	253	67.3	12.7	11.1	69.5	5
-------------	------	--------------	---	--	-------	-----	------	------	-------------	------	---

220SB

W110 / W111	1965	DR253	●		Solid	253	67.3	12.7	11.1	69.5	5
-------------	------	--------------	---	--	-------	-----	------	------	-------------	------	---

220SEB

W110 / W111	1965	DR253	●		Solid	253	67.3	12.7	11.1	69.5	5
W110 / W111	1965	DR251		●	Solid	279	72	10	8.3	67	5

230

W110 / W111	1965	DR253	●		Solid	253	67.3	12.7	11.1	69.5	5
W113 / Sports	65 - 72	DR251		●	Solid	279	72	10	8.3	67	5
W114 / W115	68 - 71	DR250	●		Solid	273	63.3	12.7	10.6	70	5
W114 / W115	68 - 71	DR251		●	Solid	279	72	10	8.3	67	5
W114 / W115	71 - 74	DR252	●		Solid	273	63.3	12.7	10.6	80	5
W114 / W115	71 - 74	DR251		●	Solid	279	72	10	8.3	67	5
W123	76 - 78	DR254	●		Solid	278	63.3	12.7	10.6	80	5
W123	76 - 78	DR251		●	Solid	279	72	10	8.3	67	5
W124	86 - 91	DR261		●	Solid	258	55	9	7.3	67	5

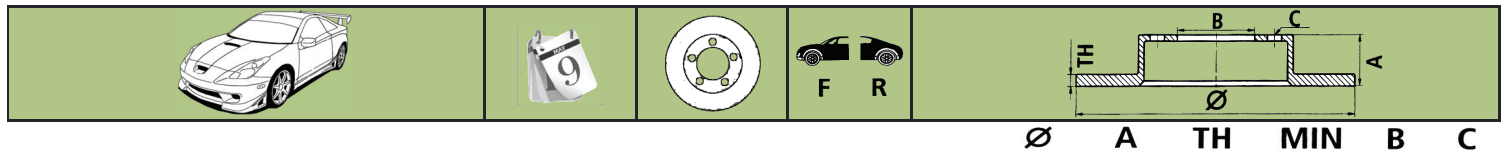
230/6

W114	1/68 - 11/76	DR252	●		Solid	273	63.3	12.7	10.6	80	5
W114 / W115	68 - 71	DR250	●		Solid	273	63.3	12.7	10.6	70	5
W114	1/68 - 11/76	DR251		●	Solid	279	72	10	8.3	67	5
W114 / W115	68 - 71	DR251		●	Solid	279	72	10	8.3	67	5
W114 / W115	73 - 76	DR254	●		Solid	278	63.3	12.7	10.6	80	5
W114 / W115	73 - 76	DR251		●	Solid	279	72	10	8.3	67	5

230E

W123	76 - 84	DR254	●		Solid	278	63.3	12.7	10.6	80	5
W123	76 - 84	DR251		●	Solid	279	72	10	8.3	67	5

Disc Rotors



MERCEDES

230E

W124	86 - 89	DR263	●		Solid	284	46	12	10	67	5
W124	90 - 95	DR261		●	Solid	258	55	9	7.3	67	5
W124	91 - 95	DR269	●		Vented	284	43	22	19.4	67	5

230S

W110 / W111	1965	DR253	●		Solid	253	67.3	12.7	11.1	69.5	5
W110 / W111	1965	DR251		●	Solid	279	72	10	8.3	67	5

230SL

W113 / Sports	65 - 68	DR253	●		Solid	253	67.3	12.7	11.1	69.5	5
---------------	---------	--------------	---	--	-------	-----	------	------	-------------	------	---

230TE

S123	4/80 - 11/85	DR254	●		Solid	278	63.3	12.7	10.6	80	5
S123	4/80 - 11/85	DR251		●	Solid	279	72	10	8.3	67	5
S124	86 - 89	DR263	●		Solid	284	46	12	10	67	5
S124	86 - 91	DR269	●		Vented	284	43	22	19.4	67	5

240D

W123	76 - 78	DR254	●		Solid	278	63.3	12.7	10.6	80	5
W123	76 - 78	DR251		●	Solid	279	72	10	8.3	67	5

250

W123	76 - 78	DR254	●		Solid	278	63.3	12.7	10.6	80	5
W123	76 - 78	DR251		●	Solid	279	72	10	8.3	67	5
W202 / T202	94 - 95	DR261		●	Solid	258	55	9	7.3	67	5

250C

W114	4/69 - 11/76	DR252	●		Solid	273	63.3	12.7	10.6	80	5
W114	4/69 - 11/76	DR251		●	Solid	279	72	10	8.3	67	5

250D

W124	4/85 - 6/93	DR263	●		Solid	284	46	12	10	67	5
W124	4/85 - 6/93	DR261		●	Solid	258	55	9	7.3	67	5

260E

W124 With ASR, ETS	9/85 - 8/89	DR262	●		Vented	300	68.5	27.8	25.4	80	5
W124 Without ASR, ETS	9/85 - 93	DR269	●		Vented	284	43	22	19.4	67	5
W124 With ASR, ETS	9/85 - 8/89	DR251		●	Solid	279	72	10	8.3	67	5
W124 Without ASR, ETS	9/85 - 93	DR267		●	Solid	278	56	9	7.3	67	5

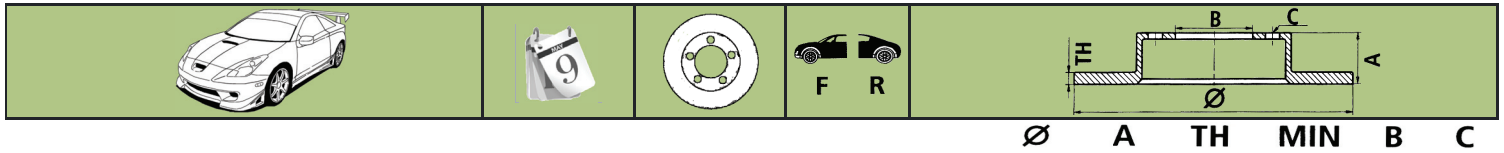
280CE

C123	3/77 - 11/85	DR254	●		Solid	278	63.3	12.7	10.6	80	5
C123	3/77 - 11/85	DR251		●	Solid	279	72	10	8.3	67	5

280E

W114	73 - 76	DR254	●		Solid	278	63.3	12.7	10.6	80	5
W114	73 - 76	DR251		●	Solid	279	72	10	8.3	67	5
W123	76 - 84	DR254	●		Solid	278	63.3	12.7	10.6	80	5
W123	76 - 84	DR251		●	Solid	279	72	10	8.3	67	5

Disc Rotors



MERCEDES

280E

W124	90 - 95	DR261		●	Solid	258	55	9	7.3	67	5
W124	91 - 95	DR269	●		Vented	284	43	22	19.4	67	5

280S

W116	72 - 80	DR255	●		Vented	278	67	22	20	80	5
W116	72 - 80	DR251		●	Solid	279	72	10	8.3	67	5

280SE

W116	72 - 80	DR255	●		Vented	278	67	22	20	80	5
W116	72 - 80	DR251		●	Solid	279	72	10	8.3	67	5
W126	10/79 - 7/85	DR258	●		Vented	278	69	22	19.4	80	5
W126	10/79 - 7/85	DR254	●		Solid	278	63.3	12.7	10.6	80	5
W126	10/79 - 7/85	DR251		●	Solid	279	72	10	8.3	67	5

280SEL

W116	8/72 - 7/80	DR255	●		Vented	278	67	22	20	80	5
W116	8/72 - 7/80	DR254	●		Solid	278	63.3	12.7	10.6	80	5
W116	8/72 - 7/80	DR251		●	Solid	279	72	10	8.3	67	5

280SL

R107	3/76 - 8/79	DR255	●		Vented	278	67	22	20	80	5
R107	9/79 - 7/80	DR258	●		Vented	278	69	22	19.4	80	5
R107	3/76 - 7/80	DR251		●	Solid	279	72	10	8.3	67	5

280TE

S123	76 - 84	DR254	●		Solid	278	63.3	12.7	10.6	80	5
S123	76 - 84	DR251		●	Solid	279	72	10	8.3	67	5

300CE

C124	3/87 - 12/89	DR269	●		Vented	284	43	22	19.4	67	5
C124	3/87 - 12/89	DR261		●	Solid	258	55	9	7.3	67	5

300D

W123	76 - 85	DR254	●		Solid	278	63.3	12.7	10.6	80	5
W123	76 - 85	DR251		●	Solid	279	72	10	8.3	67	5
W124	9/86 - 8/92	DR263	●		Solid	284	46	12	10	67	5
W124	9/86 - 8/92	DR261		●	Solid	258	55	9	7.3	67	5

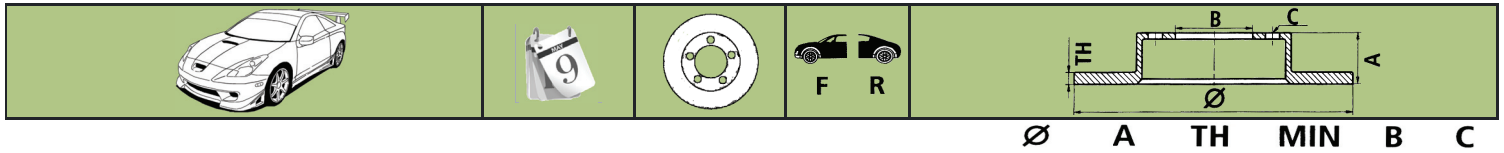
300E

W124	9/86 - 6/93	DR269	●		Vented	284	43	22	19.4	67	5
W124	9/86 - 6/93	DR261		●	Solid	258	55	9	7.3	67	5
W124 24 V	90 - 92	DR266	●		Vented	295	49.5	22	19.4	67	5
W124 24 V	90 - 95	DR267		●	Solid	278	56	9	7.3	67	5

300SE

W126	9/85 - 6/91	DR262	●		Vented	300	68.5	27.8	25.4	80	5
W126	9/85 - 6/91	DR251		●	Solid	279	72	10	8.3	67	5
W140 3.2L To Chassis No. A050548	92 - 93	DR282	●		Vented	310	82	28	25.4	67	5

Disc Rotors



MERCEDES

300SE

W140 3.2L	92 - 95	DR283		●	Solid	290	60	12	9.8	67	5
W140 3.2L Chassis No. A050548 on	93 - 95	DR284	●		Vented	320	82	30	27.4	67	5

300SEL

W126	86 - 91	DR262	●		Vented	300	68.5	27.8	25.4	80	5
W126	86 - 91	DR251		●	Solid	279	72	10	8.3	67	5

300SL

R107	9/85 - 8/89	DR269	●		Vented	284	43	22	19.4	67	5
R107	9/85 - 8/89	DR251		●	Solid	279	72	10	8.3	67	5
R129	3/89 - 8/93	DR280	●		Vented	300	45.5	28	25.4	67	5
R129	3/89 - 8/93	DR281		●	Solid	278	58.5	9.1	7.3	67	5

300TD

S123	9/77 - 10/85	DR254	●		Solid	278	63.3	12.7	10.6	80	5
S123	9/77 - 10/85	DR251		●	Solid	279	72	10	8.3	67	5

300TE

S124	9/86 - 6/93	DR269	●		Vented	284	43	22	19.4	67	5
S124	9/86 - 6/93	DR267		●	Solid	278	56	9	7.3	67	5

320CE

W124 From B162121 on	93 - 94	DR268	●		Vented	294	50	24	22.4	67	5
W124 To Chassis No. B162121	93 - 94	DR266	●		Vented	295	49.5	22	19.4	67	5
W124	93 - 94	DR267		●	Solid	278	56	9	7.3	67	5

320E

W124	90 - 95	DR267		●	Solid	278	56	9	7.3	67	5
W124	93 - 94	DR266	●		Vented	295	49.5	22	19.4	67	5
W124	94 - 95	DR268	●		Vented	294	50	24	22.4	67	5

320S

W140	3/91 - 10/98	DR282	●		Vented	310	82	28	25.4	67	5
W140	3/91 - 10/98	DR283		●	Solid	290	60	12	9.8	67	5

350SE

W116	8/72 - 2/76	DR255	●		Vented	278	67	22	20	80	5
------	-------------	--------------	---	--	--------	-----	----	----	-----------	----	---

350SL

R107	1/72 - 2/80	DR255	●		Vented	278	67	22	20	80	5
R107	1/72 - 2/80	DR251		●	Solid	279	72	10	8.3	67	5

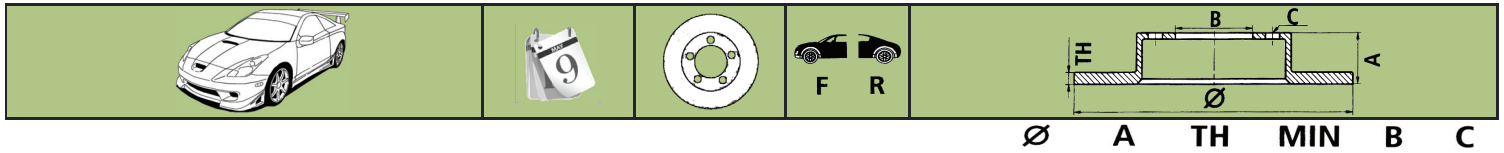
350SLC

R107	1/72 - 2/80	DR255	●		Vented	278	67	22	20	80	5
R107	1/72 - 2/80	DR251		●	Solid	279	72	10	8.3	67	5

380SE

W126	8/81 - 8/84	DR258	●		Vented	278	69	22	19.4	80	5
W126	8/81 - 8/84	DR251		●	Solid	279	72	10	8.3	67	5

Disc Rotors



MERCEDES

380SEC

C126	10/81 - 7/85	DR259	●		Vented	286	60	22	19.4	80	5
C126	10/81 - 7/85	DR251		●	Solid	279	72	10	8.3	67	5

380SEL

W126	8/81 - 8/84	DR258	●		Vented	278	69	22	19.4	80	5
W126	8/81 - 8/84	DR251		●	Solid	279	72	10	8.3	67	5

380SL

R107	9/80 - 8/85	DR258	●		Vented	278	69	22	19.4	80	5
R107	9/80 - 8/85	DR251		●	Solid	279	72	10	8.3	67	5

400SE

W140	2/91 - 10/98	DR284	●		Vented	320	82	30	27.4	67	5
W140	2/91 - 10/98	DR285		●	Vented	300	60	22	19.4	67	5

420SEL

W140	2/91 - 10/98	DR284	●		Vented	320	82	30	27.4	67	5
W140	2/91 - 10/98	DR285		●	Vented	300	60	22	19.4	67	5

450SE

W116	1/73 - 4/80	DR255	●		Vented	278	67	22	20	80	5
W116	1/73 - 4/80	DR251		●	Solid	279	72	10	8.3	67	5

450SEL

W116	1/73 - 4/80	DR255	●		Vented	278	67	22	20	80	5
W116	1/73 - 4/80	DR251		●	Solid	279	72	10	8.3	67	5

450SL

R107	3/76 - 10/80	DR258	●		Vented	278	69	22	19.4	80	5
R107	10/72 - 2/76	DR255	●		Vented	278	67	22	20	80	5
R107	10/72 - 10/80	DR251		●	Solid	279	72	10	8.3	67	5

450SLC

R107	3/76 - 2/80	DR258	●		Vented	278	69	22	19.4	80	5
R107	1/73 - 2/76	DR255	●		Vented	278	67	22	20	80	5
R107	1/73 - 2/80	DR251		●	Solid	279	72	10	8.3	67	5

500SE

W126	12/79 - 6/91	DR258	●		Vented	278	69	22	19.4	80	5
W126	12/79 - 6/91	DR251		●	Solid	279	72	10	8.3	67	5

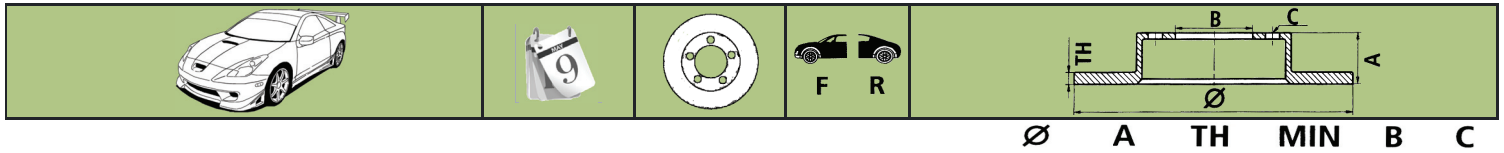
500SEC

W126	1/79 - 8/85	DR258	●		Vented	278	69	22	19.4	80	5
W126	1/79 - 8/85	DR251		●	Solid	279	72	10	8.3	67	5
W126	9/85 - 6/91	DR262	●		Vented	300	68.5	27.8	25.4	80	5
W126	9/85 - 6/91	DR251		●	Solid	279	72	10	8.3	67	5
W140	2/91 - 5/93	DR280	●		Vented	300	45.5	28	25.4	67	5

500SEL

W140	2/91 - 10/98	DR284	●		Vented	320	82	30	27.4	67	5
------	--------------	-------	---	--	--------	-----	----	----	------	----	---

Disc Rotors



MERCEDES

500SEL

W140	2/91 - 10/98	DR285		●	Vented	300	60	22	19.4	67	5
------	--------------	--------------	--	---	--------	-----	----	----	-------------	----	---

500SL

R107	5/80 - 12/85	DR258	●		Vented	278	69	22	19.4	80	5
R107	5/80 - 12/85	DR251		●	Solid	279	72	10	8.3	67	5
R129	8/89 - 8/92	DR280	●		Vented	300	45.5	28	25.4	67	5
R129	8/89 - 8/92	DR281		●	Solid	278	58.5	9.1	7.3	67	5

560SEC

C126	10/85 - 6/91	DR262	●		Vented	300	68.5	27.8	25.4	80	5
C126	10/85 - 6/91	DR251		●	Solid	279	72	10	8.3	67	5

560SEL

W126	10/85 - 6/91	DR262	●		Vented	300	68.5	27.8	25.4	80	5
W126	10/85 - 6/91	DR251		●	Solid	279	72	10	8.3	67	5

560SL

R107	86 - 90	DR269	●		Vented	284	43	22	19.4	67	5
R107	86 - 90	DR251		●	Solid	279	72	10	8.3	67	5

600SEL

W140	4/91 - 12/92	DR284	●		Vented	320	82	30	27.4	67	5
W140	4/91 - 12/92	DR285		●	Vented	300	60	22	19.4	67	5

A140

W168	00 on	DR556	●		Solid	260	40.5	12	10	67	5
------	-------	--------------	---	--	-------	-----	------	----	-----------	----	---

A150

W169	9/04 on	DR12768	●		Solid	276	44.5	12	10	67	5
W169	9/04 on	DR12554		●	Solid	258	55.5	8	7	67	5

A160

W168	7/98 on	DR557	●		Vented	260	40.5	22	19.4	67	5
W168	7/98 on	DR559		●	Solid	258	55.2	8	7	67	5

A170

W169	9/04 on	DR12553	●		Vented	276	44.5	22	19.4	67	5
W169	9/04 on	DR12554		●	Solid	258	55.5	8	7	67	5

A180

W169	9/04 on	DR12553	●		Vented	276	44.5	22	19.4	67	5
W169	9/04 on	DR12554		●	Solid	258	55.5	8	7	67	5

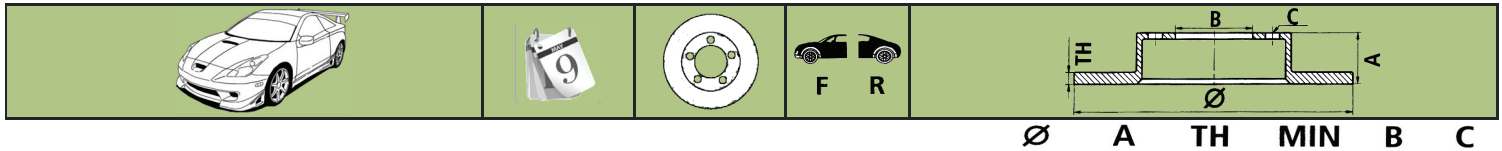
A190

W168	3/99 - 8/04	DR558	●		Vented	276	35.5	22	19	67	5
W168	3/99 - 8/04	DR559		●	Solid	258	55.2	8	7	67	5

A200

W169	9/04 on	DR12553	●		Vented	276	44.5	22	19.4	67	5
W169	9/04 on	DR12554		●	Solid	258	55.5	8	7	67	5

Disc Rotors



MERCEDES

A200

W169 Turbo	9/05 on	DR12725	●		Vented	288	44.4	25	22.4	67	5
------------	---------	----------------	---	--	--------	-----	------	----	-------------	----	---

B180

W245	3/05 on	DR12553	●		Vented	276	44.5	22	19.4	67	5
W245	3/05 on	DR12554		●	Solid	258	55.5	8	7	67	5

B180Cdi

W245	3/05 on	DR12725	●		Vented	288	44.4	25	22.4	67	5
W245	3/05 on	DR12554		●	Solid	258	55.5	8	7	67	5

B200

W245 2.0L & 2.0L Turbo	3/05 on	DR12725	●		Vented	288	44.4	25	22.4	67	5
W245 2.0L & 2.0L Turbo	3/05 on	DR12554		●	Solid	258	55.5	8	7	67	5

C32AMG

W203 Kompressor	2/01 on	DR12557X	●		Vented	345	47.5	30	27.4	67	5
W203 Kompressor	2/01 on	DR12521		●	Vented	300	55.3	22	19.4	67	5

C55AMG

W203	2/04 on	DR12557X	●		Vented	345	47.5	30	27.4	67	5
W203	2/04 on	DR12521		●	Vented	300	55.3	22	19.4	67	5

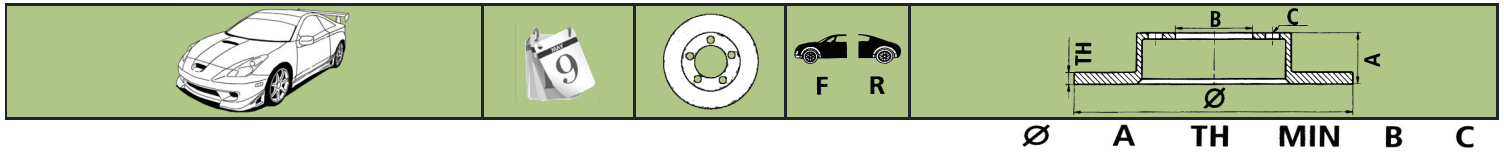
C180

W202	11/94 - 5/00	DR265	●		Solid	284	43.5	12	10	67	5
W202	11/94 - 5/00	DR261		●	Solid	258	55	9	7.3	67	5
W203	10/00 - 5/02	DR12320	●		Vented	288	46.5	25	22.4	67	5
W203	10/00 - 5/02	DR287		●	Solid	278	56	9	7.3	67	5
CL203	3/01 - 5/02	DR12320	●		Vented	288	46.5	25	22.4	67	5
CL203	3/01 - 5/02	DR287		●	Solid	278	56	9	7.3	67	5
W203 Kompressor	5/02 on	DR12320	●		Vented	288	46.5	25	22.4	67	5
W203 Kompressor With Sports Package	5/02 on	DR12601X	●		Vented	330	46.5	28	26	67	5
W203 Kompressor	5/02 on	DR287		●	Solid	278	56	9	7.3	67	5
W203 Kompressor With Sports Package	5/02 on	DR289		●	Solid	290	55.2	10	8.3	67	5
W204	1/07 on	DR12578	●		Vented	295	64.5	28	25.4	67	5
W204 Kompressor & Sportsline	1/07 on	DR12602X	●		Vented	295	64.4	28	26	67	5
W204 Sportspaket	1/07 on	DR12603		●	Solid	300	57.7	10	8.3	67	5

C200

W202	1/94 - 5/00	DR269	●		Vented	284	43	22	19.4	67	5
W202	1/94 - 5/00	DR287		●	Solid	278	56	9	7.3	67	5
C200T S202	6/96 - 3/01	DR269	●		Vented	284	43	22	19.4	67	5
C200T S202	6/96 - 3/01	DR287		●	Solid	278	56	9	7.3	67	5
W203 Kompressor	5/00 on	DR12320	●		Vented	288	46.5	25	22.4	67	5
W203 Kompressor With Sports Package	5/00 on	DR12601X	●		Vented	330	46.5	28	26	67	5
W203 Kompressor	5/00 on	DR287		●	Solid	278	56	9	7.3	67	5
W203 Kompressor With Sports Package	5/00 on	DR289		●	Solid	290	55.2	10	8.3	67	5
C200K CL203	5/02 on	DR12320	●		Vented	288	46.5	25	22.4	67	5

Disc Rotors



MERCEDES

C200

C200K CL203	5/02 on	DR287		●	Solid	278	56	9	7.3	67	5
W204	1/07 on	DR12578	●		Vented	295	64.5	28	25.4	67	5
W204 Kompressor & Sportsline	1/07 on	DR12602X	●		Vented	295	64.4	28	26	67	5
W204 All	1/07 on	DR12603		●	Solid	300	57.7	10	8.3	67	5

C220

W202	3/93 - 5/00	DR269	●		Vented	284	43	22	19.4	67	5
W203	5/00 on	DR12320	●		Vented	288	46.5	25	22.4	67	5
W203	5/00 on	DR287		●	Solid	278	56	9	7.3	67	5

C220 Cdi

W204	1/07 on	DR12578	●		Vented	295	64.5	28	25.4	67	5
W204	1/07 on	DR12603		●	Solid	300	57.7	10	8.3	67	5

C230

W202	6/96 - 6/97	DR269	●		Vented	284	43	22	19.4	67	5
C230K CL203	1/02 on	DR12320	●		Vented	288	46.5	25	22.4	67	5
C230K CL203	1/02 on	DR287		●	Solid	278	56	9	7.3	67	5
C230T S203	1/05 on	DR12320	●		Vented	288	46.5	25	22.4	67	5
C230T S203	1/05 on	DR12601X	●		Vented	330	46.5	28	26	67	5
W203	1/05 on	DR12320	●		Vented	288	46.5	25	22.4	67	5
W203 Made in Indonesia Vin MLH	9/05 on	DR12726	●		Vented	300	46.3	28	25.4	67	5
W203 Sports	1/05 on	DR12601X	●		Vented	330	46.5	28	26	67	5
C230T S203	1/05 on	DR289		●	Solid	290	55.2	10	8.3	67	5
W203	1/05 on	DR287		●	Solid	278	56	9	7.3	67	5
W203 Made in Indonesia Vin MLH	9/05 on	DR287		●	Solid	278	56	9	7.3	67	5
W204	1/07 on	DR12578	●		Vented	295	64.5	28	25.4	67	5
W204 Sportspaket	1/07 on	DR12603		●	Solid	300	57.7	10	8.3	67	5

C240

S202	6/97 - 9/00	DR286	●		Vented	288	47	25	22.4	67	5
W202	6/97 - 5/00	DR286	●		Vented	288	47	25	22.4	67	5
S202	6/97 - 9/00	DR287		●	Solid	278	56	9	7.3	67	5
W202	6/97 - 5/00	DR287		●	Solid	278	56	9	7.3	67	5
W203 Australian Specific	5/00 - 02	DR12320	●		Vented	288	46.5	25	22.4	67	5
W203 Australian Specific	5/00 - 02	DR287		●	Solid	278	56	9	7.3	67	5

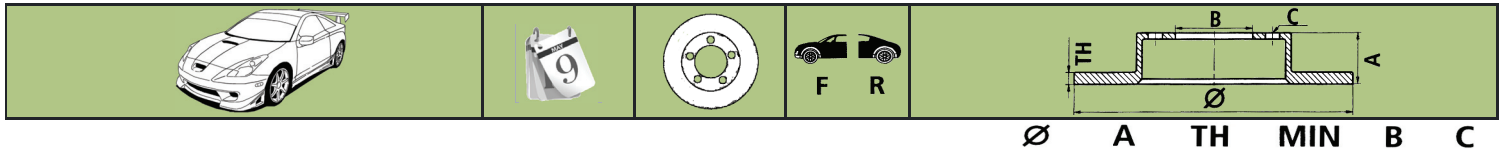
C250

C250D W202	5/93 - 5/00	DR265	●		Solid	284	43.5	12	10	67	5
C250TD W202	10/95 - 5/00	DR286	●		Vented	288	47	25	22.4	67	5
C250TD W202	10/95 - 5/00	DR287		●	Solid	278	56	9	7.3	67	5

C280

W202	5/93 - 5/00	DR286	●		Vented	288	47	25	22.4	67	5
W204 Without Sports Package	1/07 on	DR12578	●		Vented	295	64.5	28	25.4	67	5
W204	1/07 on	DR12603		●	Solid	300	57.7	10	8.3	67	5

Disc Rotors



MERCEDES

CL600

C215	3/99 - 3/06	DR12734X	●		Vented	345	76	32	30	67	5
C215	3/99 - 3/06	DR12735		●	Vented	315	52.4	22	19.4	67	5

CLC200

CL203	5/08 on	DR12320	●		Vented	288	46.5	25	22.4	67	5
CL203	5/08 on	DR287		●	Solid	278	56	9	7.3	67	5

CLK55AMG

C208	8/99 - 6/02	DR289		●	Solid	290	55.2	10	8.3	67	5
C209	9/02 on	DR12557X	●		Vented	345	47.5	30	27.4	67	5
C209	9/02 on	DR12521		●	Vented	300	55.3	22	19.4	67	5
A209 Convertible	2/03 on	DR12792XS		●	Vented	330	56.4	26	24	67	5
A209. C209 From Chass T023346 or F1030	1/04 on	DR12845TXS	●		Vented	340	49.8	32	30	67	5
A209. C209 From Chass T023346 or F1030	1/04 on	DR12792XS		●	Vented	330	56.4	26	24	67	5

CLK63AMG

A209, C209	4/06 on	DR12815TXS	●		Vented	361	49.7	32	30	67	5
A209, C209	4/06 on	DR12792XS		●	Vented	330	56.4	26	24	67	5

CLK200

C208	6/97 - 6/02	DR286	●		Vented	288	47	25	22.4	67	5
C208	6/97 - 6/02	DR289		●	Solid	290	55.2	10	8.3	67	5
A208	3/98 - 3/02	DR286	●		Vented	288	47	25	22.4	67	5
A208	3/98 - 3/02	DR287		●	Solid	278	56	9	7.3	67	5
C209	9/02 on	DR12320	●		Vented	288	46.5	25	22.4	67	5
C209	9/02 on	DR289		●	Solid	290	55.2	10	8.3	67	5
A209	10/06 on	DR288	●		Vented	300	47	28	25.4	67	5
A209	10/06 on	DR289		●	Solid	290	55.2	10	8.3	67	5

CLK280

C209	9/05 on	DR12726	●		Vented	300	46.3	28	25.4	67	5
C209	9/05 on	DR289		●	Solid	290	55.2	10	8.3	67	5

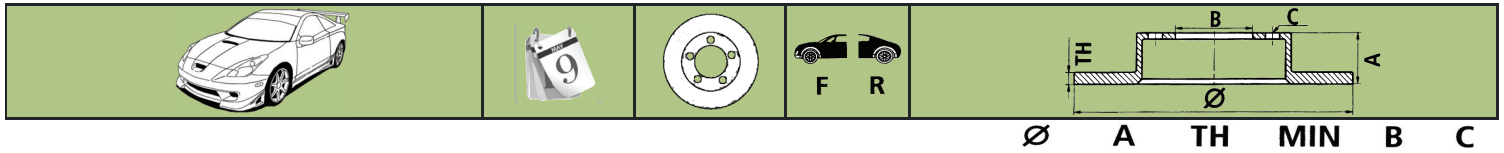
CLK320

C208	6/97 - 6/02	DR288	●		Vented	300	47	28	25.4	67	5
C208	6/97 - 6/02	DR289		●	Solid	290	55.2	10	8.3	67	5
A208	3/98 - 3/02	DR288	●		Vented	300	47	28	25.4	67	5
A208	3/98 - 3/02	DR289		●	Solid	290	55.2	10	8.3	67	5
C209	6/02 on	DR12726	●		Vented	300	46.3	28	25.4	67	5
C209	6/02 on	DR289		●	Solid	290	55.2	10	8.3	67	5
A209	2/03 on	DR288	●		Vented	300	47	28	25.4	67	5
A209	2/03 on	DR289		●	Solid	290	55.2	10	8.3	67	5

CLK350

A209 With Sports Brake Upgrade	1/05 on	DR12557X	●		Vented	345	47.5	30	27.4	67	5
C209	1/05 on	DR12726	●		Vented	300	46.3	28	25.4	67	5
C209 With Sports Brake Upgrade	1/05 on	DR12557X	●		Vented	345	47.5	30	27.4	67	5

Disc Rotors



MERCEDES

CLK350

A209	1/05 on	DR289		●	Solid	290	55.2	10	8.3	67	5
C209	1/05 on	DR289		●	Solid	290	55.2	10	8.3	67	5

CLK430

A208	9/98 - 3/02	DR288	●		Vented	300	47	28	25.4	67	5
C208	7/98 - 6/02	DR288	●		Vented	300	47	28	25.4	67	5
A208	9/98 - 3/02	DR289		●	Solid	290	55.2	10	8.3	67	5
C208	7/98 - 6/02	DR289		●	Solid	290	55.2	10	8.3	67	5

CLK500

C209 With Sports Brake Upgrade	6/02 on	DR12557X	●		Vented	345	47.5	30	27.4	67	5
--------------------------------	---------	-----------------	---	--	--------	-----	------	----	-------------	----	---

CLS55AMG

C219	1/05 on	DR12664X	●		Vented	360	64.5	36	34	67	5
C219	1/05 on	DR12665X		●	Vented	330	68.4	26	24	67	5

CLS350

C219	10/04 on	DR12365		●	Vented	300	68.3	22	19.4	67	5
------	----------	----------------	--	---	--------	-----	------	----	-------------	----	---

E55AMG

W211	10/02 on	DR12664X	●		Vented	360	64.5	36	34	67	5
W211	10/02 on	DR12665X		●	Vented	330	68.4	26	24	67	5

E55T

S211	7/03 on	DR12664X	●		Vented	360	64.5	36	34	67	5
S211	7/03 on	DR12665X		●	Vented	330	68.4	26	24	67	5

E200

W124	6/93 - 6/95	DR269	●		Vented	284	43	22	19.4	67	5
W124	6/93 - 6/95	DR261		●	Solid	258	55	9	7.3	67	5
W210	6/95 - 8/00	DR286	●		Vented	288	47	25	22.4	67	5
W210	6/95 - 8/00	DR287		●	Solid	278	56	9	7.3	67	5
E200K W210	8/00 - 3/02	DR286	●		Vented	288	47	25	22.4	67	5
E200K W210	8/00 - 3/02	DR287		●	Solid	278	56	9	7.3	67	5
W211	11/02 on	DR12632	●		Vented	296	54.5	28	25.4	67	5
W211	11/02 on	DR12365		●	Vented	300	68.3	22	19.4	67	5
W211 Kompressor	11/02 on	DR12769		●	Solid	300	68.3	10	8.3	67	5

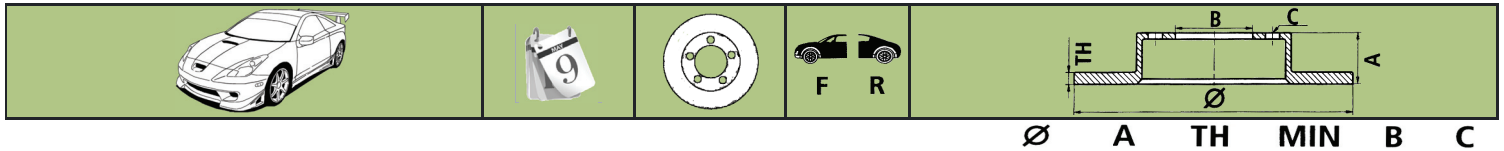
E220

S124	6/93 - 1/96	DR269	●		Vented	284	43	22	19.4	67	5
W124 Without ETS	6/93 - 6/95	DR269	●		Vented	284	43	22	19.4	67	5
S124	6/93 - 6/95	DR267		●	Solid	278	56	9	7.3	67	5
S124	7/95 - 1/96	DR287		●	Solid	278	56	9	7.3	67	5
W124 Without ETS	6/93 - 6/95	DR261		●	Solid	258	55	9	7.3	67	5

E230

W210	6/95 - 6/97	DR286	●		Vented	288	47	25	22.4	67	5
W210	6/95 - 6/97	DR287		●	Solid	278	56	9	7.3	67	5

Disc Rotors



MERCEDES

E230

E230T S210	6/96 - 6/97	DR286	●		Vented	288	47	25	22.4	67	5
------------	-------------	--------------	---	--	--------	-----	----	----	-------------	----	---

E240

S210	8/00 - 3/03	DR286	●		Vented	288	47	25	22.4	67	5
W210 With EDS	6/97 - 8/00	DR288	●		Vented	300	47	28	25.4	67	5
W210 Without EDS	6/97 - 8/00	DR286	●		Vented	288	47	25	22.4	67	5
W210 With EDS	6/97 - 8/00	DR289		●	Solid	290	55.2	10	8.3	67	5
W210 Without EDS	6/97 - 8/00	DR287		●	Solid	278	56	9	7.3	67	5
W210	8/00 - 3/02	DR286	●		Vented	288	47	25	22.4	67	5
W210	8/00 - 3/02	DR287		●	Solid	278	56	9	7.3	67	5
W211	3/02 - 7/05	DR12632	●		Vented	296	54.5	28	25.4	67	5
W211	3/02 - 7/05	DR12365		●	Vented	300	68.3	22	19.4	67	5
W211	3/02 - 7/05	DR12769		●	Solid	300	68.3	10	8.3	67	5

E270

W210	7/99 - 3/02	DR288	●		Vented	300	47	28	25.4	67	5
W210	7/99 - 3/02	DR289		●	Solid	290	55.2	10	8.3	67	5
W211	3/02 on	DR12632	●		Vented	296	54.5	28	25.4	67	5
W211	3/02 on	DR12769		●	Solid	300	68.3	10	8.3	67	5

E280

E280T S124	6/93 - 1/96	DR269	●		Vented	284	43	22	19.4	67	5
W124 Without ASR, ETS	6/93 - 6/95	DR269	●		Vented	284	43	22	19.4	67	5
E280T S124	7/95 - 1/96	DR287		●	Solid	278	56	9	7.3	67	5
E280T S124	6/93 - 6/95	DR267		●	Solid	278	56	9	7.3	67	5
W124 Without ASR, ETS	6/93 - 6/95	DR261		●	Solid	258	55	9	7.3	67	5
W210	4/97 - 3/02	DR288	●		Vented	300	47	28	25.4	67	5
W210	4/97 - 3/02	DR289		●	Solid	290	55.2	10	8.3	67	5
W211	5/04 on	DR12632	●		Vented	296	54.5	28	25.4	67	5
W211	5/04 on	DR12365		●	Vented	300	68.3	22	19.4	67	5
W211	5/04 on	DR12769		●	Solid	300	68.3	10	8.3	67	5

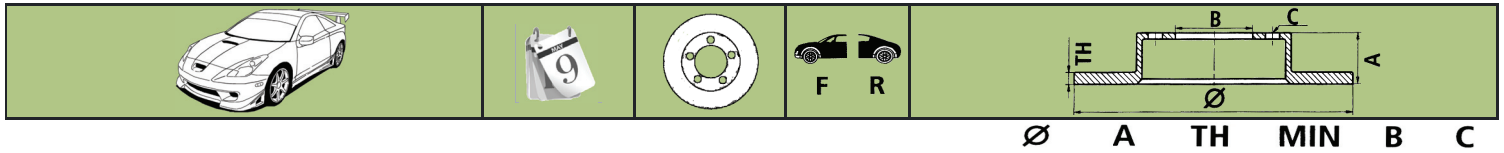
E300

E300D W124 Without ETS	7/93 - 6/95	DR269	●		Vented	284	43	22	19.4	67	5
E300D W124 Without ETS	7/93 - 6/95	DR261		●	Solid	258	55	9	7.3	67	5
E300TD W210	12/96 - 7/99	DR288	●		Vented	300	47	28	25.4	67	5
E300TD W210	12/96 - 7/99	DR289		●	Solid	290	55.2	10	8.3	67	5

E320

W124	6/93 - 6/95	DR268	●		Vented	294	50	24	22.4	67	5
W124	6/93 - 6/95	DR267		●	Solid	278	56	9	7.3	67	5
W210	6/95 - 3/02	DR288	●		Vented	300	47	28	25.4	67	5
W210	6/95 - 3/02	DR289		●	Solid	290	55.2	10	8.3	67	5
S210	12/96 - 3/03	DR288	●		Vented	300	47	28	25.4	67	5
W211	3/02 on	DR12364	●		Vented	312	64.6	28	25.4	67	5

Disc Rotors



MERCEDES

E320

W211	3/02 on	DR12632	●		Vented	296	54.5	28	25.4	67	5
W211	3/02 on	DR12769		●	Solid	300	68.3	10	8.3	67	5

E350

W211	3/03 on	DR12364	●		Vented	312	64.6	28	25.4	67	5
S211	3/05 on	DR12364	●		Vented	312	64.6	28	25.4	67	5
S211	3/05 on	DR12365		●	Vented	300	68.3	22	19.4	67	5

E430

W210	3/97 - 3/02	DR12128	●		Vented	316	46.5	28	25.4	67	5
W210	3/97 - 3/02	DR289		●	Solid	290	55.2	10	8.3	67	5

E500

W211	3/02 on	DR12364	●		Vented	312	64.6	28	25.4	67	5
W211	3/02 on	DR12365		●	Vented	300	68.3	22	19.4	67	5
S211	10/03 - 6/05	DR12364	●		Vented	312	64.6	28	25.4	67	5
S211	10/03 - 6/05	DR12365		●	Vented	300	68.3	22	19.4	67	5

GL320

X164	9/06 on	DR12534	●		Vented	350	54.5	32	29.4	67	5
X164	9/06 on	DR12535		●	Vented	330	54.5	22	19.4	67	5

GL500

X164	9/06 on	DR12816	●		Vented	375	54.6	32	29.4	67	5
X164	9/06 on	DR12537		●	Solid	330	63	14	11.4	67	5
X164 With 18" Wheels	9/06 on	DR12535		●	Vented	330	54.5	22	19.4	67	5

MB100D

MB100D	87 - 95	DR12242	●		Solid	238.5	79	16	14.5	102	5
MB100D	11/99 - 03	DR2266	●		Vented	294	68.5	24	22	85	5

MB140D

MB140D	11/99 - 03	DR2266	●		Vented	294	68.5	24	22	85	5
--------	------------	--------	---	--	--------	-----	------	----	----	----	---

ML55

W163	2/00 - 6/05	DR552	●		Vented	345	51	32	30	67	5
W163	2/00 - 6/05	DR553		●	Solid	331	46	14	12.3	67	5

ML63AMG

W164	1/06 on	DR12813X	●		Vented	390	55.1	36	33.4	67	5
W164	1/06 on	DR12814X		●	Vented	364	62.7	25.9	23.4	67	5

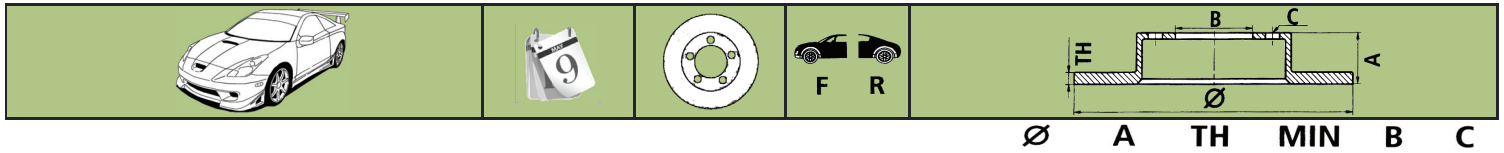
ML270

W163	98 - 8/00	DR550	●		Vented	303	51	26	23	67	5
W163	98 - 8/00	DR551		●	Solid	285	53	15	13	67	5
W163	9/00 - 6/05	DR552	●		Vented	345	51	32	30	67	5
W163	9/00 - 6/05	DR553		●	Solid	331	46	14	12.3	67	5

ML280

W164	7/05 on	DR12536	●		Vented	330	54.5	32	29.4	67	5
------	---------	---------	---	--	--------	-----	------	----	------	----	---

Disc Rotors



MERCEDES

ML280

W164	7/05 on	DR12537		●	Solid	330	63	14	11.4	67	5
------	---------	----------------	--	---	-------	-----	----	----	-------------	----	---

ML320

W163	2/98 - 8/00	DR550	●		Vented	303	51	26	23	67	5
W163	2/98 - 8/00	DR551		●	Solid	285	53	15	13	67	5
W163	9/00 - 8/02	DR552	●		Vented	345	51	32	30	67	5
W163	9/00 - 8/02	DR553		●	Solid	331	46	14	12.3	67	5
W164	7/05 on	DR12536	●		Vented	330	54.5	32	29.4	67	5
W164	7/05 on	DR12537		●	Solid	330	63	14	11.4	67	5

ML350

W163	8/02 - 6/05	DR552	●		Vented	345	51	32	30	67	5
W163	8/02 - 6/05	DR553		●	Solid	331	46	14	12.3	67	5
W164	7/05 on	DR12536	●		Vented	330	54.5	32	29.4	67	5
W164	7/05 on	DR12537		●	Solid	330	63	14	11.4	67	5

ML430

W163	11/98 - 8/00	DR550	●		Vented	303	51	26	23	67	5
W163	11/98 - 8/00	DR551		●	Solid	285	53	15	13	67	5
W163	9/00 - 8/02	DR552	●		Vented	345	51	32	30	67	5
W163	9/00 - 8/02	DR553		●	Solid	331	46	14	12.3	67	5

ML500

W163	9/01 - 6/05	DR552	●		Vented	345	51	32	30	67	5
W163	9/01 - 6/05	DR553		●	Solid	331	46	14	12.3	67	5
W164 Australian Specific	7/05 on	DR12536	●		Vented	330	54.5	32	29.4	67	5

R280

W251	1/07 on	DR12536	●		Vented	330	54.5	32	29.4	67	5
W251	1/07 on	DR12537		●	Solid	330	63	14	11.4	67	5

R320

W251	1/06 on	DR12536	●		Vented	330	54.5	32	29.4	67	5
W251	1/06 on	DR12537		●	Solid	330	63	14	11.4	67	5

R350

W251	1/06 on	DR12536	●		Vented	330	54.5	32	29.4	67	5
W251	1/06 on	DR12537		●	Solid	330	63	14	11.4	67	5

R500

W251	6/06 on	DR12534	●		Vented	350	54.5	32	29.4	67	5
W251	6/06 on	DR12535		●	Vented	330	54.5	22	19.4	67	5

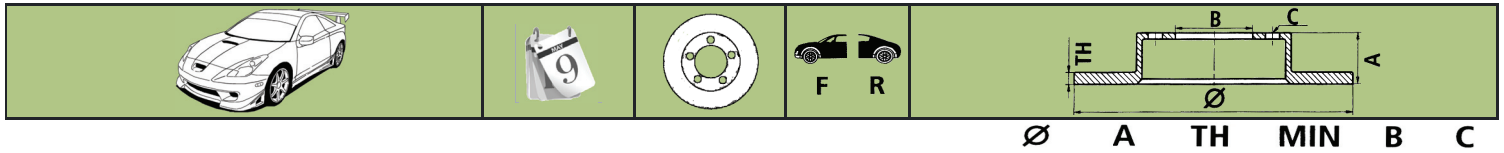
S280

W140	2/93 - 10/98	DR284	●		Vented	320	82	30	27.4	67	5
W140	2/93 - 10/98	DR283		●	Solid	290	60	12	9.8	67	5

S320

W140	3/91 - 10/98	DR284	●		Vented	320	82	30	27.4	67	5
------	--------------	--------------	---	--	--------	-----	----	----	-------------	----	---

Disc Rotors



MERCEDES

S320

W140	3/91 - 10/98	DR283		●	Solid	290	60	12	9.8	67	5
W220	10/98 - 8/02	DR12405	●		Vented	312	76	28	26	67	5
W220	10/98 - 8/02	DR12406		●	Solid	300	58.5	11	9.3	67	5
W221	12/05 on	DR12595X	●		Vented	335	64.5	32	30	67	5
W221	12/05 on	DR12596		●	Solid	300	56	12	10	67	5

S350

W220	9/02 - 8/05	DR12405	●		Vented	312	76	28	26	67	5
W220	9/02 - 8/05	DR12406		●	Solid	300	58.5	11	9.3	67	5
W221	10/05 on	DR12595X	●		Vented	335	64.5	32	30	67	5
W221	10/05 on	DR12596		●	Solid	300	56	12	10	67	5

S420

W140	1/93 - 10/98	DR284	●		Vented	320	82	30	27.4	67	5
W140	1/93 - 10/98	DR285		●	Vented	300	60	22	19.4	67	5

S430

W220	99 - 03	DR12761X	●		Vented	330	76	32	30	67	5
W220	99 - 03	DR12762		●	Vented	300	58.4	22	19.4	67	5

S500

W140	1/93 - 10/98	DR284	●		Vented	320	82	30	27.4	67	5
W140	1/93 - 10/98	DR285		●	Vented	300	60	22	19.4	67	5
W220	7/00 on	DR12761X	●		Vented	330	76	32	30	67	5

S600

W140	1/93 - 10/98	DR284	●		Vented	320	82	30	27.4	67	5
W140	1/93 - 10/98	DR285		●	Vented	300	60	22	19.4	67	5

SL55AMG

R230 Kompressor	6/02 on	DR12664X	●		Vented	360	64.5	36	34	67	5
R230 Kompressor	6/02 on	DR12665X		●	Vented	330	68.4	26	24	67	5

SL65AMG

R230	3/04 on	DR12664X	●		Vented	360	64.5	36	34	67	5
R230	3/04 on	DR12665X		●	Vented	330	68.4	26	24	67	5

SL500

R129	9/89 - 10/01	DR280	●		Vented	300	45.5	28	25.4	67	5
R129	9/89 - 10/01	DR281		●	Solid	278	58.5	9.1	7.3	67	5

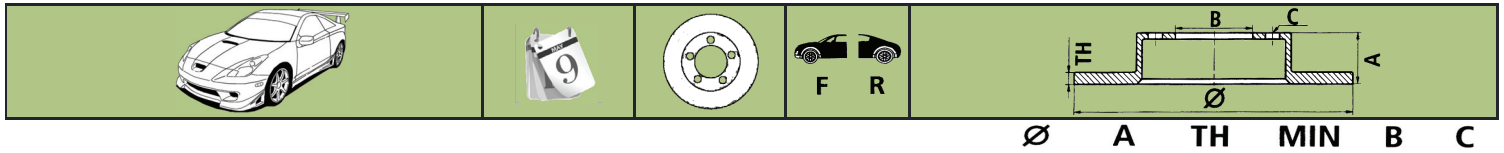
SL600

R230	4/03 on	DR12664X	●		Vented	360	64.5	36	34	67	5
R230	4/03 on	DR12665X		●	Vented	330	68.4	26	24	67	5

SLK200

R171	3/04 on	DR12320	●		Vented	288	46.5	25	22.4	67	5
R171	3/04 on	DR287		●	Solid	278	56	9	7.3	67	5

Disc Rotors



MERCEDES

SLK230

R170	3/00 - 4/04	DR288	●		Vented	300	47	28	25.4	67	5
R170	3/00 - 4/04	DR287		●	Solid	278	56	9	7.3	67	5

SLK350

R171	6/04 on	DR12601X	●		Vented	330	46.5	28	26	67	5
R171	6/04 on	DR289		●	Solid	290	55.2	10	8.3	67	5

Sprinter 208Cdi

(902)	4/00 - 12/01	DR566	●		Vented	276	77	22	19.5	85	5
(902)	4/00 - 12/01	DR567		●	Solid	272	96.5	16	14	85	5
(902)	4/00 - 12/01	DR12326		●	Vented	285	93	22	19	120	6
(902)	4/00 - 12/01	DR12171		●	Solid	258	96.5	12	10	85	5
(902)	1/02 - 5/06	DR12305	●		Vented	276	77	22	19	85	5
(902)	1/02 - 5/06	DR12424		●	Solid	272	96.5	16	14	85	5
(902)	1/02 - 5/06	DR12326		●	Vented	285	93	22	19	120	6

Sprinter 308Cdi

(903)	4/00 - 12/01	DR566	●		Vented	276	77	22	19.5	85	5
(903)	4/00 - 12/01	DR12171		●	Solid	258	96.5	12	10	85	5
(903)	4/00 - 12/01	DR567		●	Solid	272	96.5	16	14	85	5
(903)	4/00 - 12/01	DR12326		●	Vented	285	93	22	19	120	6
(903)	1/02 - 5/06	DR12305	●		Vented	276	77	22	19	85	5
(903)	1/02 - 5/06	DR12424		●	Solid	272	96.5	16	14	85	5
(903)	1/02 - 5/06	DR12326		●	Vented	285	93	22	19	120	6

Sprinter 308D

(903)	2/95 - 4/00	DR566	●		Vented	276	77	22	19.5	85	5
(903)	2/95 - 4/00	DR12326		●	Vented	285	93	22	19	120	6
(903)	2/95 - 4/00	DR567		●	Solid	272	96.5	16	14	85	5
(903)	2/95 - 4/00	DR12171		●	Solid	258	96.5	12	10	85	5

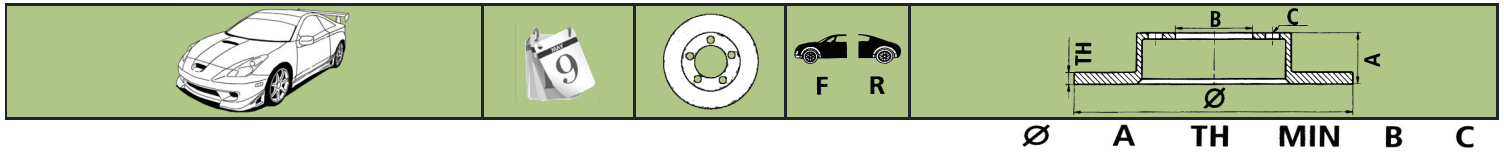
Sprinter 311Cdi

(903)	4/00 - 12/01	DR566	●		Vented	276	77	22	19.5	85	5
(903)	4/00 - 12/01	DR12171		●	Solid	258	96.5	12	10	85	5
(903)	4/00 - 12/01	DR567		●	Solid	272	96.5	16	14	85	5
(903)	4/00 - 12/01	DR12326		●	Vented	285	93	22	19	120	6
(903)	1/02 - 5/06	DR12305	●		Vented	276	77	22	19	85	5
(903)	1/02 - 5/06	DR12523	●		Vented	300	69	28	25	85	6
(903)	1/02 - 5/06	DR12424		●	Solid	272	96.5	16	14	85	5
(903)	1/02 - 5/06	DR12326		●	Vented	285	93	22	19	120	6
(903)	1/02 - 5/06	DR12524		●	Solid	298	71	16	14	85	6
(906)	6/06 on	DR12523	●		Vented	300	69	28	25	85	6
(906)	6/06 on	DR12524		●	Solid	298	71	16	14	85	6

Sprinter 312D

(903)	2/95 - 4/00	DR566	●		Vented	276	77	22	19.5	85	5
-------	-------------	--------------	---	--	--------	-----	----	----	-------------	----	---

Disc Rotors



MERCEDES

Sprinter 312D

(903)	2/95 - 4/00	DR12171		●	Solid	258	96.5	12	10	85	5
(903)	2/95 - 4/00	DR567		●	Solid	272	96.5	16	14	85	5
(903)	2/95 - 4/00	DR12326		●	Vented	285	93	22	19	120	6

Sprinter 313Cdi

(903)	96 - 06	DR566	●		Vented	276	77	22	19.5	85	5
(903)	96 - 06	DR12305	●		Vented	276	77	22	19	85	5
(903)	96 - 06	DR12171		●	Solid	258	96.5	12	10	85	5
(903)	96 - 06	DR567		●	Solid	272	96.5	16	14	85	5
(903)	96 - 06	DR12326		●	Vented	285	93	22	19	120	6

Sprinter 315Cdi

(906)	6/06 on	DR12523	●		Vented	300	69	28	25	85	6
(906)	6/06 on	DR12524		●	Solid	298	71	16	14	85	6

Sprinter 316Cdi

(903)	4/00 - 12/01	DR566	●		Vented	276	77	22	19.5	85	5
(903)	4/00 - 12/01	DR12171		●	Solid	258	96.5	12	10	85	5
(903)	4/00 - 12/01	DR567		●	Solid	272	96.5	16	14	85	5
(903)	4/00 - 12/01	DR12326		●	Vented	285	93	22	19	120	6
(903)	1/02 - 5/06	DR12305	●		Vented	276	77	22	19	85	5
(903)	1/02 - 5/06	DR12424		●	Solid	272	96.5	16	14	85	5
(903)	1/02 - 5/06	DR12326		●	Vented	285	93	22	19	120	6
(906)	6/06 on	DR12523	●		Vented	300	69	28	25	85	6
(906)	6/06 on	DR12524		●	Solid	298	71	16	14	85	6

Sprinter 318Cdi

(906)	6/06 on	DR12523	●		Vented	300	69	28	25	85	6
(906)	6/06 on	DR12524		●	Solid	298	71	16	14	85	6

Sprinter 319Cdi

(906)	6/06 on	DR12523	●		Vented	300	69	28	25	85	6
(906)	6/06 on	DR12524		●	Solid	298	71	16	14	85	6

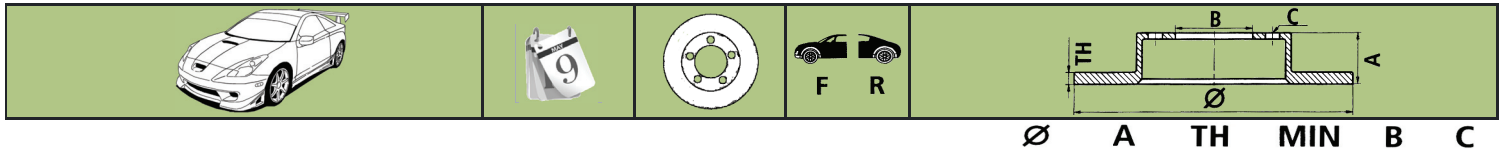
Sprinter 408Cdi

(904)	4/00 - 12/01	DR566	●		Vented	276	77	22	19.5	85	5
(904)	4/00 - 12/01	DR12171		●	Solid	258	96.5	12	10	85	5
(904)	4/00 - 12/01	DR567		●	Solid	272	96.5	16	14	85	5
(904)	4/00 - 12/01	DR12326		●	Vented	285	93	22	19	120	6
(904)	1/02 - 5/06	DR12305	●		Vented	276	77	22	19	85	5
(904)	1/02 - 5/06	DR12424		●	Solid	272	96.5	16	14	85	5
(904)	1/02 - 5/06	DR12326		●	Vented	285	93	22	19	120	6

Sprinter 412D

(904)	4/00 - 12/01	DR566	●		Vented	276	77	22	19.5	85	5
(904)	4/00 - 12/01	DR12171		●	Solid	258	96.5	12	10	85	5
(904)	4/00 - 12/01	DR567		●	Solid	272	96.5	16	14	85	5

Disc Rotors



MERCEDES

Sprinter 412D

(904)	4/00 - 12/01	DR12326		●	Vented	285	93	22	19	120	6
(904)	1/02 - 5/06	DR12305	●		Vented	276	77	22	19	85	5
(904)	1/02 - 5/06	DR12424		●	Solid	272	96.5	16	14	85	5
(904)	1/02 - 5/06	DR12326		●	Vented	285	93	22	19	120	6

Sprinter 413Cdi

(904)	4/00 - 12/01	DR566	●		Vented	276	77	22	19.5	85	5
(904)	4/00 - 12/01	DR12171		●	Solid	258	96.5	12	10	85	5
(904)	4/00 - 12/01	DR567		●	Solid	272	96.5	16	14	85	5
(904)	1/02 - 5/06	DR12305	●		Vented	276	77	22	19	85	5
(904)	1/02 - 5/06	DR12524		●	Solid	298	71	16	14	85	6
(904)	1/02 - 5/06	DR12326		●	Vented	285	93	22	19	120	6
(904)	4/00 - 12/01	DR12326		●	Vented	285	93	22	19	120	6

Sprinter 416Cdi

(904)	4/00 - 12/01	DR566	●		Vented	276	77	22	19.5	85	5
(904)	4/00 - 12/01	DR12171		●	Solid	258	96.5	12	10	85	5
(904)	4/00 - 12/01	DR567		●	Solid	272	96.5	16	14	85	5
(904)	4/00 - 12/01	DR12326		●	Vented	285	93	22	19	120	6
(904) With ATE Brakes	1/02 - 5/06	DR12305	●		Vented	276	77	22	19	85	5
(904) With ATE Brakes	1/02 - 5/06	DR12326		●	Vented	285	93	22	19	120	6
(904) With Bosch Brakes	1/02 - 5/06	DR12424		●	Solid	272	96.5	16	14	85	5

Sprinter 509Cdi

(906)	6/06 on	DR12523	●		Vented	300	69	28	25	85	6
(906)	6/06 on	DR12651		●	Vented	303	93	28	25	120	6

Sprinter 511Cdi

(906)	6/06 on	DR12523	●		Vented	300	69	28	25	85	6
(906)	6/06 on	DR12651		●	Vented	303	93	28	25	120	6

Sprinter 515Cdi

(906)	6/06 on	DR12523	●		Vented	300	69	28	25	85	6
(906)	6/06 on	DR12524		●	Solid	298	71	16	14	85	6
(906)	6/06 on	DR12651		●	Vented	303	93	28	25	120	6

Sprinter 518Cdi

(906)	6/06 on	DR12523	●		Vented	300	69	28	25	85	6
(906)	6/06 on	DR12524		●	Solid	298	71	16	14	85	6
(906)	6/06 on	DR12651		●	Vented	303	93	28	25	120	6

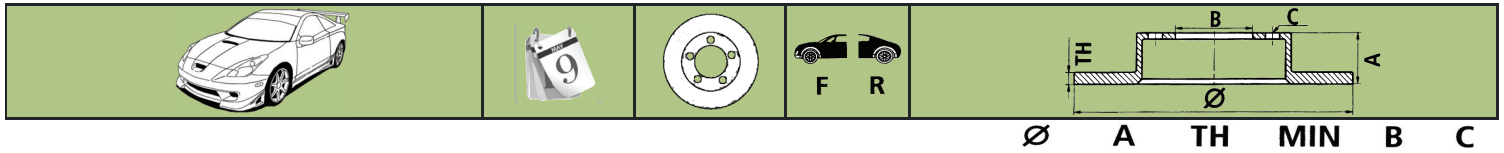
Sprinter 616Cdi

(905)	4/01 on	DR12529	●		Vented	290	70	26	23	70	8
(905)	4/01 on	DR12590		●	Vented	304	115	30	27	117	6

Viano

639	7/05 on	DR12328	●		Vented	300	58.5	28	25	67	5
-----	---------	----------------	---	--	--------	-----	------	----	-----------	----	---

Disc Rotors



MERCEDES

Viano

639	7/05 on	DR12371		●	Solid	296	53	10	8	67	5
-----	---------	----------------	--	---	-------	-----	----	----	----------	----	---

Vito

108D (638)	3/99 - 7/03	DR564	●		Vented	276	60	22	19.5	67	5
110D (638)	3/99 - 7/03	DR564	●		Vented	276	60	22	19.5	67	5
112CDi (638)	3/99 - 7/03	DR564	●		Vented	276	60	22	19.5	67	5
113D (638)	3/99 - 7/03	DR564	●		Vented	276	60	22	19.5	67	5
108D (638)	3/99 - 7/03	DR565		●	Solid	280	63	10	8.5	67	5
110D (638)	3/99 - 7/03	DR565		●	Solid	280	63	10	8.5	67	5
112CDi (638)	3/99 - 7/03	DR565		●	Solid	280	63	10	8.5	67	5
113D (638)	3/99 - 7/03	DR565		●	Solid	280	63	10	8.5	67	5

Vito II

109 CDI (639)	9/03 on	DR12328	●		Vented	300	58.5	28	25	67	5
111 CDI (639)	9/03 on	DR12328	●		Vented	300	58.5	28	25	67	5
115 CDI (639)	9/03 on	DR12328	●		Vented	300	58.5	28	25	67	5
119 (639)	9/03 on	DR12328	●		Vented	300	58.5	28	25	67	5
122 (639)	9/03 on	DR12328	●		Vented	300	58.5	28	25	67	5
All Models (639)	4/04 on	DR12371		●	Solid	296	53	10	8	67	5

MERCURY

Cougar

Cougar	68 - 73	DR106H	●		Vented	287	75	24	22.2	Hub	5
--------	---------	---------------	---	--	--------	-----	----	----	-------------	-----	---

Montego

Montego	68 - 71	DR106H	●		Vented	287	75	24	22.2	Hub	5
---------	---------	---------------	---	--	--------	-----	----	----	-------------	-----	---

MG

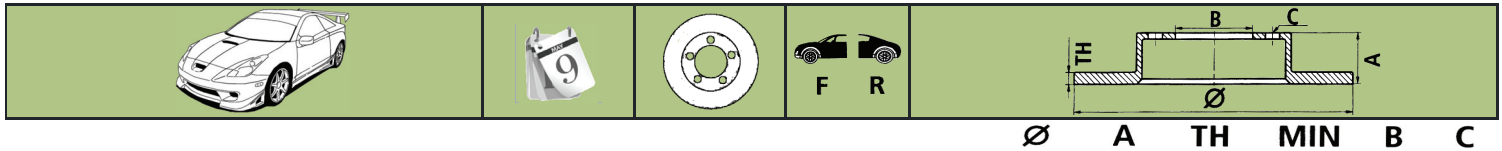
MG Midget

Mk I & II Steel Wheels	63 - 67	DR061	●		Solid	209.8	60	7.7	7.3	63	4
Mk I & II Wire Wheels	63 - 67	DR060	●		Solid	209.8	39.5	7.5	7	63.5	4
Mk III Steel Wheels	67 - 72	DR061	●		Solid	209.8	60	7.7	7.3	63	4
Mk III Wire Wheels	67 - 72	DR060	●		Solid	209.8	39.5	7.5	7	63.5	4

MGB

GT	62 - 66	DR062	●		Solid	273.4	44.5	8.7	7.6	73	4
Mk II, GT MkII	67 - 72	DR062	●		Solid	273.4	44.5	8.7	7.6	73	4

Disc Rotors



MG

MGF

MGF	95 on	DR063	●		Vented	240	44	22	20	66	4
MGF	95 on	DR064		●	Solid	240	44	10	8.5	66	4

MINI

Clubman

GT	70 - 73	DR081	●		Solid	190	77.5	9.5	8.5	73.5	4
----	---------	--------------	---	--	-------	-----	------	-----	------------	------	---

Cooper S

Cooper S	64 - 67	DR081	●		Solid	190	77.5	9.5	8.5	73.5	4
Cooper S	01 - 06	DR542	●		Vented	276	44	22	20.4	64	4
Cooper S	01 - 06	DR543		●	Solid	259	44	10	8.4	64	4
With John Cooper Works Upgrade	11/03 on	DR12825	●		Vented	294	42	22	20.4	64.2	4
Cooper S	7/06 on	DR12574	●		Vented	294	44	22	20.4	64.1	4
Cooper S	7/06 on	DR12575		●	Solid	259	44	10	8.4	64.1	4

Mini Cooper

1.6L	01 - 06	DR542	●		Vented	276	44	22	20.4	64	4
1.6L	01 - 06	DR543		●	Solid	259	44	10	8.4	64	4
R55 & R56	10/06 on	DR12583	●		Vented	280	44	22	20.4	64.1	4

Mini Moke

California	71 - 73	DR079	●		Solid	213	61	10	8.5	55	4
------------	---------	--------------	---	--	-------	-----	----	----	------------	----	---

MITSUBISHI

380

DB II	9/06 on	DR12438	●		Vented	294	45	28	26.4	69	5
DB II	9/06 on	DR12439		●	Vented	302	58	18	16.4	69	5

3000 GT

JF	10/92 - 5/94	DR213	●		Vented	296	45.2	30	28.4	69	5
JF	10/92 - 5/94	DR214		●	Vented	284	52.8	20	18.4	90	5
3000 GT	5/94 on	DR216	●		Vented	314	45.5	30	28.4	69	5
3000 GT	5/94 on	DR217		●	Vented	297	50.5	20	18.4	90	5

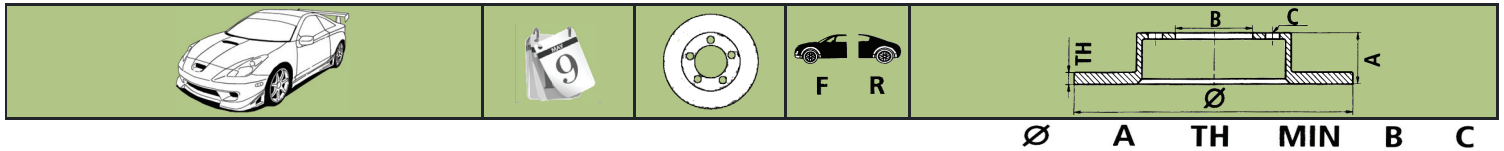
ASX

1.8L Diesel & 2.0L Petrol	10 on	DR12615	●		Vented	294	45.6	26	24.4	69	5
1.8L Diesel & 2.0L Petrol	10 on	DR12550		●	Solid	302	60.1	10	8.4	80	5

Canter

FE437	88 on	CDR1035	●		Vented	288	56.1	24	22	110	5
-------	-------	----------------	---	--	--------	-----	------	----	-----------	-----	---

Disc Rotors



MITSUBISHI

Canter

FE83D	08 on	CDR1079	●		Vented	293	53.9	40	38	114	6
FE84D	08 on	CDR1079	●		Vented	293	53.9	40	38	114	6
FE83D	08 on	CDR1080		●	Vented	293	70	40		124	12
FE84D	08 on	CDR1080		●	Vented	293	70	40		124	12

Challenger

PA 3.0L V6 4 Door Wagon	12/97 - 05	DR234	●		Vented	276	45	24	22.4	87	6
PA 3.0L V6 4 Door Wagon	12/97 - 05	DR233		●	Solid	315	84	18	16.4	108	6

Colt

RA - RE	80 - 6/90	DR215	●		Solid	229	39.4	13	11.4	86	4
RG	04 on	DR12620	●		Vented	256	45	20	18.4	64	4
RG Cabriolet Non-Turbo	04 on	DR12669	●		Vented	256	45.6	24	21.5	69	4
RG Ralliart 1.5L Turbo	5/06 on	DR12736	●		Vented	281	46.6	26	23.5	69	4
RG VR-X	5/06 on	DR12776	●		Vented	270	45.2	24	22.4	64	4
RZ 1.5L Convertible	11/06 - 1/07	DR12669	●		Vented	256	45.6	24	21.5	69	4
RG Ralliart 1.5L Turbo	5/06 on	DR12756		●	Solid	250	38.4	10	8	69	4
RZ 1.5L Convertible	11/06 - 1/07	DR12756		●	Solid	250	38.4	10	8	69	4

Cordia

AA, AB Non Turbo	4/83 - 11/85	DR227	●		Solid	243	34.5	13	11.4	86	4
AA, AB Turbo	5/84 - 11/85	DR219	●		Vented	242	34.5	18	16.4	86	4
AC Turbo	12/85 - 7/89	DR409	●		Vented	266	34	24	22.4	86	4
AC Non Turbo	12/87 - 89	DR219	●		Vented	242	34.5	18	16.4	86	4

Delica

4WD Van	95 on	DR12452	●		Vented	276	45.5	24	22	93	6
4WD Van	95 on	DR233		●	Solid	315	84	18	16.4	108	6

Express

SJ 2.0 & 2.5L	12/94 on	DR230	●		Vented	258	33.5	22	20.4	84	5
SJ 2.4 Litre	12/94 on	DR229	●		Vented	277	45.5	22	20.4	87	6

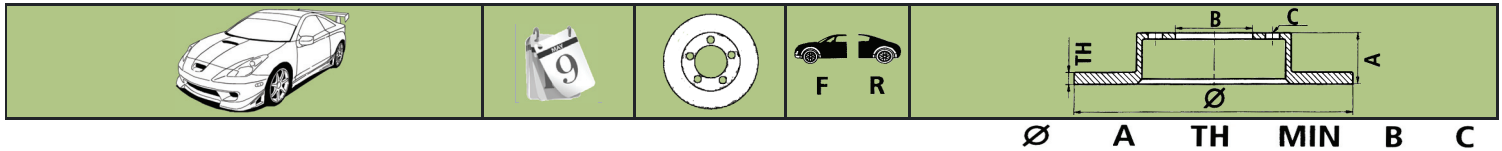
FTO

1.8L & 2.0L With 14" Wheels	9/94 - 9/97	DR411B	●		Vented	256	45	24	22.4	69	5
1.8L & 2.0L With 15" Wheels	9/94 - 9/97	DR425	●		Vented	276	45	24	22.4	69	5
1.8L & 2.0L With 14" Wheels	9/94 - 9/97	DR547		●	Solid	260	41	10	8.4	90	5
1.8L & 2.0L With 15" Wheels	9/94 - 9/97	DR547		●	Solid	260	41	10	8.4	90	5
1.8L & 2.0L With 14" Wheels	10/97 - 8/00	DR421	●		Vented	256	45.2	24	22.4	69	5
1.8L & 2.0L With 14" Wheels	10/97 - 8/00	DR547		●	Solid	260	41	10	8.4	90	5

Galant

GA, GB	71 - 74	DR209	●		Solid	239	46	10	8.4	67	4
GC, GD	74 - 77	DR210	●		Solid	229	30	13	11.4	67	4
HG	5/89 - 8/90	DR221	●		Vented	266	45	24	22.4	69.3	4
HG, HH	5/89 - 93	DR403		●	Solid	265	49	10	8.4	90	4
HH Except VR4 Turbo	5/90 - 93	DR411	●		Vented	256	45.3	24	22.4	69.2	4

Disc Rotors



MITSUBISHI

Galant

HH5 VR4 Turbo	5/90 - 93	DR402	●		Vented	276	45	24	22.4	69	4
HJ	94 on	DR411	●		Vented	256	45.3	24	22.4	69.2	4
HJ	94 on	DR404		●	Solid	262	60	10	8.4	90	4

Grandis

BA	2004 on	DR12649	●		Vented	294	46	26	24.4	69	5
BA	2004 on	DR12650		●	Solid	302	58.7	10	8.4	69	5

L200

MA, MB, MC, MD 2WD	81 - 86	DR220	●		Solid	255	34	20	18.4	84	6
MA, MC, MD 4WD	81 - 86	DR228	●		Vented	255	45	20	18.4	87	6

L300

SA	80 - 82	DR225	●		Vented	232	29.5	20	18.4	84	5
SB, SC, SD, SE	82 - 9/86	DR226	●		Vented	255	34	20	18.4	84	5
SC, SD, SE 4WD	83 - 9/86	DR228	●		Vented	255	45	20	18.4	87	6
SF, SG, SH, SJ 2WD	10/86 on	DR230	●		Vented	258	33.5	22	20.4	84	5
SF, SG, SH, SJ 4WD	10/86 on	DR229	●		Vented	277	45.5	22	20.4	87	6
WA, LWB 2.4L	9/94 on	DR208	●		Vented	254	39	24	22.4	87	5

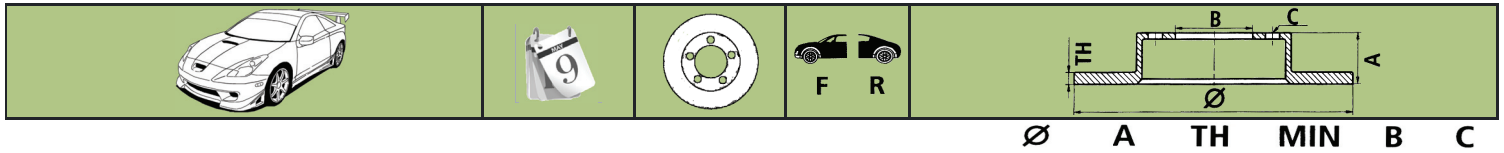
L400

WA Space Gear 2.4L	9/94 on	DR208	●		Vented	254	39	24	22.4	87	5
--------------------	---------	--------------	---	--	--------	-----	----	----	-------------	----	---

Lancer

LA, LB, LC	74 - 81	DR210	●		Solid	229	30	13	11.4	67	4
CA	88 - 8/90	DR219	●		Vented	242	34.5	18	16.4	86	4
CB 1.5 & 1.6L GSR	90 - 10/92	DR407	●		Vented	256	34	24	22.4	86	4
CB1, 2, 3, 4 1.5L	9/90 - 93	DR412	●		Vented	236	34	18	16.4	86	4
CB 1.5 & 1.6L GSR	90 - 10/92	DR403		●	Solid	265	49	10	8.4	90	4
CC 1.5L	10/92 - 02	DR408	●		Solid	235	45	13	11.4	64	4
CC 1.8L Coupe	10/92 - 02	DR413	●		Vented	235	45	18	16.4	64	4
CC GSR Turbo Sedan	10/92 on	DR411	●		Vented	256	45.3	24	22.4	69.2	4
CC Hatch 1.5L	10/92 on	DR412	●		Vented	236	34	18	16.4	86	4
CC Sedan & Wagon	10/92 - 02	DR413	●		Vented	235	45	18	16.4	64	4
CE 1.5 & 1.8L	10/92 - 02	DR413	●		Vented	235	45	18	16.4	64	4
CC GSR Turbo Sedan	10/92 on	DR406		●	Solid	260	41	10	8.4	90	4
CG, CH 14" Wheels	03 on	DR414	●		Vented	256	45	24	22.4	64	4
CG, CH VR-X 2.0L 15" Wheels	7/03 on	DR2202	●		Vented	276	45.5	26	24.4	69	5
CH Wagon ES	7/03 on	DR12648	●		Vented	276	45.5	26	24.4	69	4
CG, CH VR-X 2.0L 15" Wheels	7/03 on	DR2203		●	Solid	262	60	10	8.4	90	5
CH Wagon ES	7/03 on	DR404		●	Solid	262	60	10	8.4	90	4
CJ VR-X 2.0L & 2.4L	8/07 on	DR12615	●		Vented	294	45.6	26	24.4	69	5
CJ VR-X 2.0L & 2.4L	8/07 on	DR12550		●	Solid	302	60.1	10	8.4	80	5
CJ Ralliart	8/08 on	DR12616		●	Solid	302	58.6	10	8.4	80	5

Disc Rotors



MITSUBISHI

Lancer Evo

Evo V - VIII GSR & RS-2 17" Wheels	96 - 03	DR418	●		Vented	320	43.5	32	29.8	69	5
Evo V - VIII GSR & RS-2 17" Wheels	96 - 03	DR419		●	Vented	300	58	22	20	90	5
Evo 9	03 - 08	DR418	●		Vented	320	43.5	32	29.8	69	5
Evo 9	03 - 08	DR419		●	Vented	300	58	22	20	90	5
Evo 10 2.0L Turbo AWD (1 Piece Rotor)	6/08 on	DR12823	●		Vented	350	43.9	32	30	69	5
Evo 10 2.0L Turbo AWD (2 Piece Rotor)	6/08 on	DR12790T	●		Vented	350	43.9	32	30	69	5
Evo 10 2.0L Turbo AWD	6/08 on	DR12791		●	Vented	330	59.1	22	20	80	5

Legnum

2.5L V6 Twin Turbo	96 - 01	DR417	●		Vented	294	46	24	22.4	69	5
--------------------	---------	--------------	---	--	--------	-----	----	----	-------------	----	---

Magna

TM, TN, TP	85 - 91	DR221	●		Vented	266	45	24	22.4	69.3	4
TM, TN, TP	85 - 91	DR222		●	Solid	251	49	10	8.4	Hub	4
TN, TP Wagon Only	7/87 - 92	DR223		●	Solid	276	84	10	8.4	Hub	4
TR, TS 4Cyl & TR Elite	4/91 on	DR421	●		Vented	256	45.2	24	22.4	69	5
TR, TS 4Cyl & V6 Non-ABS	4/91 on	DR422		●	Solid	258	66	10.4	8.4	90	5
TR V6 Non-ABS	93 on	DR425	●		Vented	276	45	24	22.4	69	5
TR, TS With ABS	93 on	DR425	●		Vented	276	45	24	22.4	69	5
TS V6 Sedan With ABS	3/94 on	DR423		●	Vented	266	65.5	18	16.4	90	5
TS V6 Wagon With ABS	3/94 on	DR427		●	Vented	284	65.5	20	18.4	90	5
TE 4Cyl & V6 Non-ABS & ABS	4/96 on	DR425	●		Vented	276	45	24	22.4	69	5
TE 4Cyl & V6 Non-ABS & ABS	4/96 on	DR426		●	Solid	258	56.5	10.5	8.4	90	5
TF - TJ VR-X Sports V6 2.4, 3.0, 3.5L	6/97 on	DR425	●		Vented	276	45	24	22.4	69	5
TF - TJ VR-X Sports V6 2.4, 3.0, 3.5L	6/97 on	DR426		●	Solid	258	56.5	10.5	8.4	90	5
TJ AWD V6	1/03 on	DR417	●		Vented	294	46	24	22.4	69	5
TL AWD V6	8/03 on	DR417	●		Vented	294	46	24	22.4	69	5
TJ AWD V6	1/03 on	DR429		●	Vented	284	60.2	20	18.4	90	5
TL AWD V6	8/03 on	DR429		●	Vented	284	60.2	20	18.4	90	5

Mirage

CE 1.5L	7/96 on	DR413	●		Vented	235	45	18	16.4	64	4
---------	---------	--------------	---	--	--------	-----	----	----	-------------	----	---

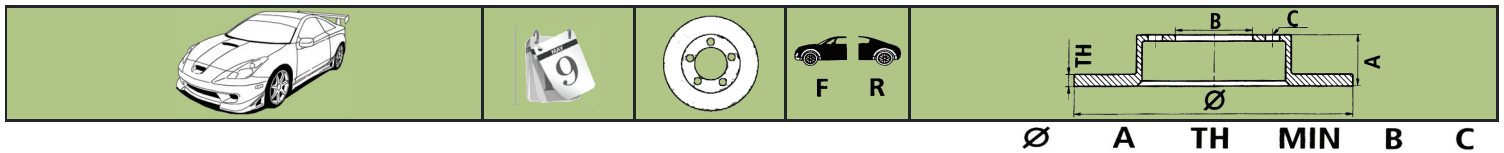
Nimbus

UA, UB, UC	84 - 91	DR219	●		Vented	242	34.5	18	16.4	86	4
UF 2.4 Litre	92 - 98	DR411	●		Vented	256	45.3	24	22.4	69.2	4
UG	7/98 - 01	DR437	●		Vented	276	45.5	24	22.4	69	5
UG	7/98 - 01	DR429		●	Vented	284	60.2	20	18.4	90	5

Outlander

ZE, ZF 2.4L AWD	03 - 06	DR2202	●		Vented	276	45.5	26	24.4	69	5
ZE, ZF 2.4L AWD	03 - 06	DR2203		●	Solid	262	60	10	8.4	90	5
ZG 2.4L & 3.0L AWD	06 on	DR12615	●		Vented	294	45.6	26	24.4	69	5
ZG 2.4L AWD	06 on	DR12550		●	Solid	302	60.1	10	8.4	80	5
ZG 3.0L AWD	06 on	DR12616		●	Solid	302	58.6	10	8.4	80	5

Disc Rotors



MITSUBISHI

Pajero

NA, NB, NC, ND LWB	83 - 9/87	DR224	●		Vented	275	45	20	18.4	87	6
NA, NB, NC, ND SWB	83 - 9/87	DR228	●		Vented	255	45	20	18.4	87	6
NA, NB, NC, ND All	83 - 9/87	DR233		●	Solid	315	84	18	16.4	108	6
NE, NF, NG, NH SWB & LWB	10/87 - 92	DR232	●		Vented	258	45	22	20.4	87	6
NE, NF, NG, NH SWB & LWB	10/87 - 92	DR233		●	Solid	315	84	18	16.4	108	6
NF, NG, NH V6 LWB	9/88 - 92	DR229	●		Vented	277	45.5	22	20.4	87	6
NF, NG, NH V6 LWB	9/88 - 92	DR233		●	Solid	315	84	18	16.4	108	6
NH, NJ 2.8L Diesel & 3.0L V6	92 on	DR234	●		Vented	276	45	24	22.4	87	6
NH, NJ 2.8L Diesel & 3.0L V6	92 on	DR233		●	Solid	315	84	18	16.4	108	6
NJ 3.5 L	12/93 on	DR236	●		Vented	276	45.3	27	25.4	87	6
NJ 3.5 L	12/93 on	DR233		●	Solid	315	84	18	16.4	108	6
NK 2.8 & 3.0 L 15" Wheels	96 - 9/97	DR234	●		Vented	276	45	24	22.4	87	6
NK 3.5 L	6/96 on	DR236	●		Vented	276	45.3	27	25.4	87	6
NL 2.8L 15" Wheels	6/96 on	DR234	●		Vented	276	45	24	22.4	87	6
NL GLX 16" & 18" Wheels	6/96 on	DR237	●		Vented	314	45.5	24	22.4	87	6
NL GLX 3.5L 15" Wheels	6/96 on	DR236	●		Vented	276	45.3	27	25.4	87	6
NK All	6/96 on	DR233		●	Solid	315	84	18	16.4	108	6
NL All	6/96 on	DR233		●	Solid	315	84	18	16.4	108	6
NL Import only	96 on	DR238		●	Solid	323	76	10	8	93.5	6
IO Series	99 on	DR239	●		Vented	285	39	22	20	69	5
NM, NP 2.8L, 3.2 Diesel & 3.5L V6	5/00 - 06	DR660	●		Vented	290	46	26	24.4	94	6
NM, NP 2.8L, 3.2 Diesel & 3.5L V6	5/00 - 06	DR661		●	Vented	300	72	22	20.4	94	6
NS 3.2L Turbo Diesel	06 - 09	DR12591	●		Vented	332	56.4	28	26	94	6
NS 3.8L V6	06 - 09	DR660	●		Vented	290	46	26	24.4	94	6
NS All Models	06 - 09	DR12592		●	Vented	332	74.4	18	16	94	6
NT 3.2L Diesel & 3.8L Petrol	09 on	DR12591	●		Vented	332	56.4	28	26	94	6
NT 3.2L Diesel & 3.8L Petrol	09 on	DR12592		●	Vented	332	74.4	18	16	94	6

Rosa

BE649	00 on	CDR1027	●		Vented	293	54	40	38	110	5
-------	-------	----------------	---	--	--------	-----	----	----	-----------	-----	---

RVR

4 Cyl With 14" Wheels	94 - 97	DR411B	●		Vented	256	45	24	22.4	69	5
-----------------------	---------	---------------	---	--	--------	-----	----	----	-------------	----	---

Scorpion

GE - GL	78 - 84	DR211	●		Solid	255	28	12.5	11	80	4
GE - GL	78 - 84	DR212		●	Solid	247	48	10	8.4	90	4

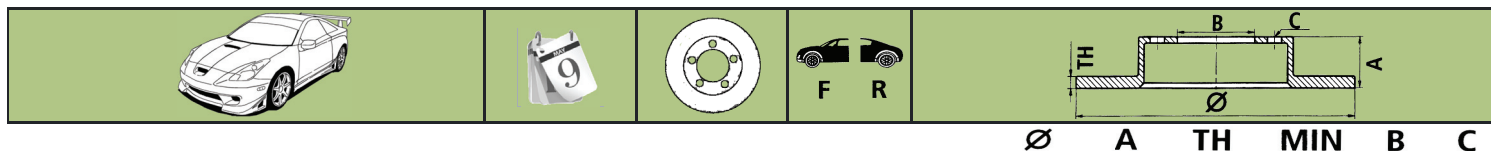
Sigma

GE 1.6, 2.0 & 2.6L	78 - 80	DR210	●		Solid	229	30	13	11.4	67	4
GH, GJ, GK, GN	80 - 87	DR205	●		Solid	256	32.5	13	11.5	80	4
GH, GJ, GK, GN	80 - 87	DR207		●	Solid	280	73	10.5	8.8	68	4

Starion

JA, JB, JD	82 - 8/87	DR400	●		Vented	256	36	24	22.4	80	4
------------	-----------	--------------	---	--	--------	-----	----	----	-------------	----	---

Disc Rotors



MITSUBISHI

Starion

JA, JB, JD	82 - 8/87	DR401		●	Vented	247	47.5	18	16.4	90	4
------------	-----------	--------------	--	---	--------	-----	------	----	-------------	----	---

Starwagon

SF, SG, SH 2WD	10/86 - 94	DR230	●		Vented	258	33.5	22	20.4	84	5
SF, SG, SH 4WD	10/86 - 94	DR229	●		Vented	277	45.5	22	20.4	87	6
WA	9/94 on	DR208	●		Vented	254	39	24	22.4	87	5
SJ Satelite	9/95 on	DR230	●		Vented	258	33.5	22	20.4	84	5

Triton

ME, MF, MG, MH, MJ 2WD	86 - 10/96	DR231	●		Vented	258	33.5	22	20.4	84	6
ME, MF, MG, MH, MJ 4WD	86 - 10/96	DR229	●		Vented	277	45.5	22	20.4	87	6
MK 4x2 & 4x4 15" 3.0L V6	10/96 on	DR663	●		Vented	276	45.3	24	22.4	87	6
MK 4X2 14" Except 3.0L V6	10/96 on	DR662	●		Vented	254	39	24	22.4	87	6
MK 4X4 16" GLS	6/01 on	DR237	●		Vented	314	45.5	24	22.4	87	6
ML, MN 4X2 & 4X4	07 on	DR12609	●		Vented	294.2	46.5	28	26.4	94	6

Verada

KR, KS ABS & Non-ABS	8/91 on	DR425	●		Vented	276	45	24	22.4	69	5
KR, KS V6 Non-ABS	8/91 on	DR422		●	Solid	258	66	10.4	8.4	90	5
KR, KS Sedan V6 ABS	3/94 on	DR423		●	Vented	266	65.5	18	16.4	90	5
KS V6 Wagon With ABS	3/94 on	DR427		●	Vented	284	65.5	20	18.4	90	5
KE	96 - 6/97	DR425	●		Vented	276	45	24	22.4	69	5
KE	96 - 6/97	DR426		●	Solid	258	56.5	10.5	8.4	90	5
KF, KJ 2.4, 3.0 & 3.5L	6/97 on	DR425	●		Vented	276	45	24	22.4	69	5
KF, KJ 2.4, 3.0 & 3.5L	6/97 on	DR426		●	Solid	258	56.5	10.5	8.4	90	5
KJ AWD V6	1/03 on	DR417	●		Vented	294	46	24	22.4	69	5
KL AWD V6	8/03 on	DR417	●		Vented	294	46	24	22.4	69	5
KL V6	1/03 on	DR425	●		Vented	276	45	24	22.4	69	5
KJ AWD V6	1/03 on	DR429		●	Vented	284	60.2	20	18.4	90	5
KL AWD V6	8/03 on	DR429		●	Vented	284	60.2	20	18.4	90	5
KL V6	1/03 on	DR426		●	Solid	258	56.5	10.5	8.4	90	5

MORRIS

1100

Mk 1 & 2	63 - 67	DR082	●		Solid	203	61	7.7	7.3	55	4
Mk 2 & 3	68 - 74	DR083	●		Solid	214	61.5	11	10.1	55	4

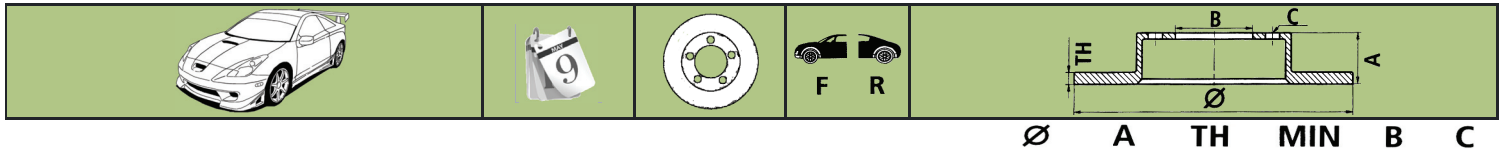
1300

A11	67 - 74	DR083	●		Solid	214	61.5	11	10.1	55	4
-----	---------	--------------	---	--	-------	-----	------	----	-------------	----	---

Marina

1300, 1800	71 - 80	DR084	●		Solid	248	46	9.5	8.6	66	4
------------	---------	--------------	---	--	-------	-----	----	-----	------------	----	---

Disc Rotors



NISSAN

120Y

B210	3/74 - 11/75	DR314	●		Solid	212	35.6	9.5	8.4	70	4
120Y	12/75 - 3/79	DR310	●		Solid	219	32.5	9.6	8.6	70	4

180B

510 1600 All Models	68 - 9/72	DR306	●		Solid	232	40	10	8.4	68	4
610 180B All Models	9/72 - 8/74	DR306	●		Solid	232	40	10	8.4	68	4
310 Sedan Rare Model	8/73 - 9/77	DR308	●		Solid	232	35	10	8.5	73	4
610 180B All Models	9/74 - 8/78	DR307	●		Solid	245	35.5	10	8.4	73	4

180SX

S13 1.8L Turbo	89 - 1/91	DR918	●		Vented	250	49	18	16	68	4
S13 1.8L Turbo	89 - 1/91	DR904		●	Solid	258	46.5	9	8	68	4
S13 2.0L	1/91 on	DR903	●		Vented	280	49.5	22	20	68.1	4
S13 2.0L	1/91 on	DR904		●	Solid	258	46.5	9	8	68	4

200B

810 Local	77 - 7/79	DR315	●		Solid	253	48	12.7	10.5	73	4
810 Local Girlock Brakes	8/79 - 4/81	DR326	●		Solid	244	43.6	12.7	10.5	73	4
810 Import	80 - 81	DR315	●		Solid	253	48	12.7	10.5	73	4

200SX

S13	88 - 93	DR903	●		Vented	280	49.5	22	20	68.1	4
S14	8/94 - 00	DR909	●		Vented	280	54	30	28	68	5
S14	8/94 - 00	DR906		●	Solid	258	47	9	8	68	5
S15	00 - 03	DR909	●		Vented	280	54	30	28	68	5
S15	00 - 03	DR906		●	Solid	258	47	9	8	68	5

240C

230 All Models	71 - 73	DR320	●		Solid	271	52	12.5	10.5	81	5
----------------	---------	--------------	---	--	-------	-----	----	------	-------------	----	---

240K

C110 4 Door	12/72 - 11/75	DR306	●		Solid	232	40	10	8.4	68	4
-------------	---------------	--------------	---	--	-------	-----	----	----	------------	----	---

240Z

S30	70 - 73	DR324	●		Solid	271	52	12.7	10.5	81	4
-----	---------	--------------	---	--	-------	-----	----	------	-------------	----	---

260C

230 All Models	2/73 - 10/75	DR320	●		Solid	271	52	12.5	10.5	81	5
330 All Models	11/75 - 80	DR321	●		Solid	271	43.5	12.5	10.5	81	5

260Z

S30	73 - 78	DR325	●		Solid	271	43.5	12.7	10.5	81	4
-----	---------	--------------	---	--	-------	-----	------	------	-------------	----	---

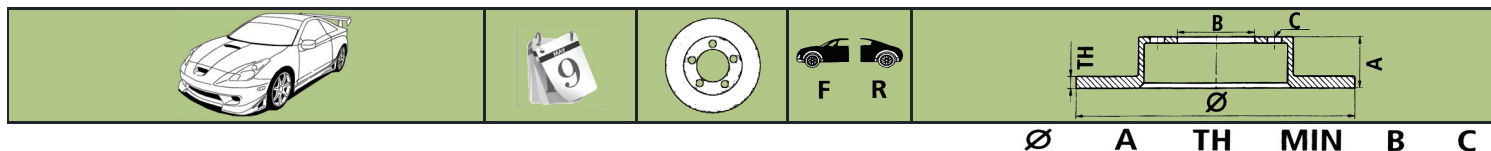
280C

330 & 430 All Models	78 - 9/80	DR321	●		Solid	271	43.5	12.5	10.5	81	5
430 All Models	10/80 - 84	DR322	●		Vented	250	29	20	18	81	5

280Z

S130	2/79 - 5/84	DR323	●		Vented	250	29	20	18	81	4
S130	2/79 - 8/81	DR601		●	Solid	269	69	10	8.6	68	4

Disc Rotors



NISSAN

280Z

S130	9/81 - 84	DR600		●	Solid	258	47	10	9	68	4
------	-----------	--------------	--	---	-------	-----	----	----	----------	----	---

300C

Y30 All Models	10/83 - 85	DR613	●		Vented	250	53	22	20	Hub	5
Y30 All Models	10/83 - 85	DR905		●	Solid	266	69	10	9	73	5

300ZX

Z31	1/84 - 9/85	DR608	●		Vented	274	35.5	22	20	81	4
Z31	1/84 - 9/85	DR605		●	Solid	290	47	10	9	68	4
Z31	10/85 - 87	DR604	●		Vented	274	35.5	22	20	81	5
Z31	10/85 - 10/86	DR607		●	Solid	290	47	10	9	68	5
Z31	10/86 on	DR927		●	Vented	282	57.2	20	18	68	5
Z31	2/87 on	DR907	●		Vented	280	54	26	24	68	5
Z32	89 - 91	DR907	●		Vented	280	54	26	24	68	5
Z32	89 - 94	DR908		●	Vented	297	63	18	16	68	5
Z32	91 - 94	DR909	●		Vented	280	54	30	28	68	5

350Z

Z33 3.5L V6 Touring Model	03 on	DR954	●		Vented	295.6	49.3	24	22	68.1	5
Z33 3.5L V6 With Brembo Calipers	2/03 on	DR12372	●		Vented	324	49	30	28.4	68	5
Z33 3.5L V6 Touring Model	03 on	DR574		●	Vented	292	62	16	14	68	5
Z33 3.5L V6 With Brembo Calipers	2/03 on	DR12373		●	Vented	322	62.2	22	20.2	68	5

370Z

Z34 With Performance Brakes (Alloy Caliper)	2/09 on	DR12826	●		Vented	355	49.2	32	30	68	5
Z34 With Performance Brakes (Alloy Caliper)	2/09 on	DR12827		●	Vented	350	62	20	18	68	5

620

2WD	79 on	DR327	●		Solid	271	44	12.5	10.5	81	6
-----	-------	--------------	---	--	-------	-----	----	------	-------------	----	---

720

2WD	80 - 12/82	DR327	●		Solid	271	44	12.5	10.5	81	6
4WD + Kingcab	80 - 3/83	DR328	●		Solid	271	60.5	12.5	10.5	104	6
2WD	1/83 - 85	DR311	●		Vented	250	30	22	20	81	6
4WD	4/83 - 85	DR621	●		Vented	266.7	39.1	22	20	100.1	6

1200

B110 Coupe	70 - 4/74	DR314	●		Solid	212	35.6	9.5	8.4	70	4
------------	-----------	--------------	---	--	-------	-----	------	-----	------------	----	---

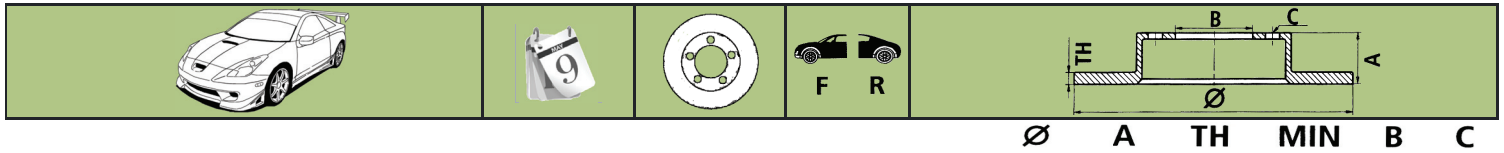
1600

1600 All Models	68 - 9/72	DR306	●		Solid	232	40	10	8.4	68	4
610 All Models	9/72 - 8/74	DR306	●		Solid	232	40	10	8.4	68	4
310 Sedan Rare Model	8/73 - 9/77	DR308	●		Solid	232	35	10	8.5	73	4
610 All Models	9/74 - 8/78	DR307	●		Solid	245	35.5	10	8.4	73	4

Atlas

H41 4.2L & 4.6L	91 on	DR12519	●		Vented	286	91.7	35	33	114	5
-----------------	-------	----------------	---	--	--------	-----	------	----	-----------	-----	---

Disc Rotors



NISSAN

Bluebird

910 All Models	81 - 86	DR609	●		Solid	250	43	12	10.5	HUB	4
910 All Models	81 - 86	DR611		●	Solid	280	77	10.5	9.5	68	4
U13	7/93 - 3/97	DR903	●		Vented	280	49.5	22	20	68.1	4
U13	7/93 - 3/97	DR614		●	Solid	258	45	10	9	68	4

Cabstar

PF22	82 - 10/87	DR313	●		Vented	260	29	20	18	81	6
AF22	11/88 - 9/92	DR12102	●		Vented	263.3	37	26	24	81	6

Civilian

Bus	1/93 on	DR12519	●		Vented	286	91.7	35	33	114	5
-----	---------	----------------	---	--	--------	-----	------	----	-----------	-----	---

Dualis

J10	07 on	DR12634	●		Vented	296	44	26	24	68	5
J10	07 on	DR12722		●	Solid	292	62	9	8	68	5

Elgrand

E50	97 - 02	DR626	●		Vented	283	38	28	26	100	6
-----	---------	--------------	---	--	--------	-----	----	----	-----------	-----	---

Fairlady

311 & 2000 Sports	66 - 71	DR610	●		Solid	284	44.5	10.4	9.4	Hub	4
-------------------	---------	--------------	---	--	-------	-----	------	------	------------	-----	---

Gazelle

S12 All Models	84 - 88	DR612	●		Vented	250	22	18	16	73	4
----------------	---------	--------------	---	--	--------	-----	----	----	-----------	----	---

Infiniti

G50 Non-ABS	4/93 on	DR922	●		Vented	280	53.5	28	26	68	5
G50 Non-ABS	4/93 on	DR923		●	Solid	292	64	9	8	68	5

Maxima

J30	90 - 11/94	DR910	●		Vented	280	50	22	20	68	5
J30	2/90 - 10/92	DR912		●	Solid	258	45	10	9	68	5
J30	10/92 - 11/94	DR925		●	Solid	258	45	9	8	68	5
A32 Models With 144mm Leading Edge	11/94 - 10/99	DR914	●		Vented	280	50	26	24	68	5
A32 Models With 176mm Leading Edge	11/94 - 10/99	DR914M	●		Vented	280	50	26	24	68	5
A32 Models	11/94 - 10/99	DR915		●	Solid	278	45	9	8	68	5
A33 3.0L 6Cyl	10/99 on	DR914	●		Vented	280	50	26	24	68	5
A33 3.0L 6Cyl	10/99 on	DR915		●	Solid	278	45	9	8	68	5
J31 3.5L	2/05 on	DR954	●		Vented	295.6	49.3	24	22	68.1	5
J31 3.5L	2/05 on	DR12361		●	Solid	292	62	9	8	68	5

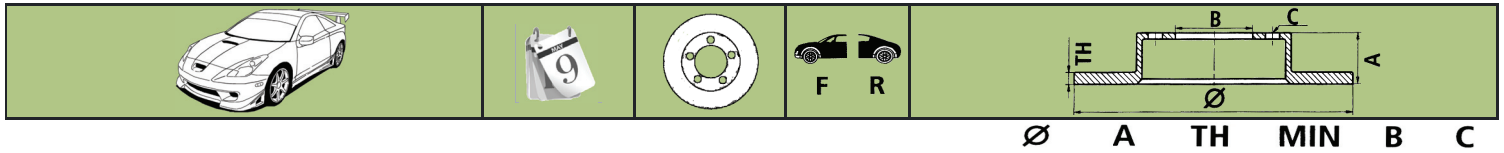
Micra

K11E All Models	5/95 - 04	DR920	●		Solid	234	45.5	12	10	59	4
K11E All Models	5/95 - 04	DR921		●	Solid	240	41	7	6	61	4
K12	04 - 10	DR12759	●		Vented	238	43.7	22	20	61	4

Murano

3.5L V6	7/05 on	DR12396	●		Vented	320	49.2	28	26	68	5
3.5L V6	7/05 on	DR12397		●	Vented	308	62.1	16	14	68	5

Disc Rotors



NISSAN

Navara 2WD

D21 4Cyl	9/85 - 1/97	DR620	●		Vented	250	37.5	22	20	81	6
D21 KA24E & V6	92 - 1/97	DR618	●		Vented	260	37.5	26	24	81	6
D22	2/97 - 10/01	DR618	●		Vented	260	37.5	26	24	81	6
D22 TD27	2/97 - 10/01	DR620	●		Vented	250	37.5	22	20	81	6
D22 V6	2/97 - 10/01	DR618	●		Vented	260	37.5	26	24	81	6
D40	4/05 on	DR12479	●		Vented	295.6	38	28	26	68	6
D40 With 17" Wheels	5/05 on	DR12763	●		Vented	319.5	37.9	28	26	68	6
D22	08 on	DR12854	●		Vented	260	40	26	24	92	6

Navara 4WD

D21	9/85 - 1/97	DR621	●		Vented	266.7	39.1	22	20	100.1	6
D21 V6	92 - 1/97	DR618	●		Vented	260	37.5	26	24	81	6
D22 ALL	2/97 - 10/01	DR624	●		Vented	277	39	26	24	100	6
D22 3.0L V6	10/01 - 3/05	DR629	●		Vented	300	38	28	26	100	6
D21 3.3L SOHC	02 - 06	DR629	●		Vented	300	38	28	26	100	6
D40	4/05 on	DR12479	●		Vented	295.6	38	28	26	68	6
D40 With 17" Wheels	5/05 on	DR12763	●		Vented	319.5	37.9	28	26	68	6
D40 Kingcab - Made in Thailand	07 on	DR12781	●		Vented	296	53.1	28	26	68	6
D22	08 on	DR12854	●		Vented	260	40	26	24	92	6

Nissan Ute

XFN DX, ST	89 - 91	DR107	●		Vented	287	75	24	22.2	HUB	5
------------	---------	--------------	---	--	--------	-----	----	----	-------------	-----	---

Nomad

GC 22 Van	86 - 93	DR627	●		Vented	250	30	22	20	73	4
-----------	---------	--------------	---	--	--------	-----	----	----	-----------	----	---

NX Coupe

B13 2.0L DOHC Check Dimensions	91 - 94	DR901	●		Vented	257	45	26	24	61	4
Pulsar NX Check Dimensions	91 - 95	DR899	●		Vented	247	45	18	16	61	4
B13 2.0L DOHC Check Dimensions	91 - 94	DR902		●	Solid	258	45	9	8	68	4
Pulsar NX Check Dimensions	91 - 95	DR917		●	Solid	234	40	7	6	68	4

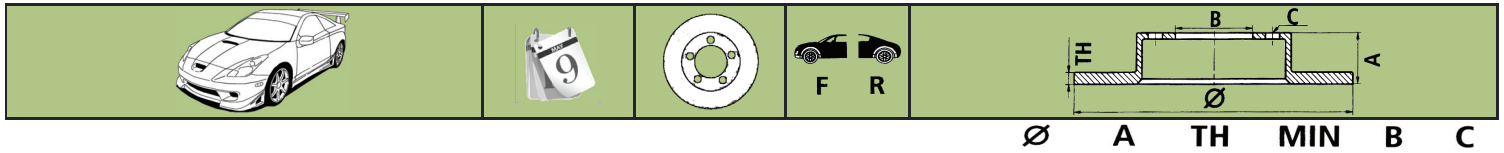
Pathfinder

WD21 4Cyl	86 - 7/92	DR621	●		Vented	266.7	39.1	22	20	100.1	6
WD21 V6	8/92 on	DR624	●		Vented	277	39	26	24	100	6
WD21 V6	8/92 on	DR12181		●	Vented	286	70	17.8	16	100	6
R50 All Models	95 - 11/98	DR626	●		Vented	283	38	28	26	100	6
R50 3.3L V6	11/98 - 03	DR629	●		Vented	300	38	28	26	100	6
R51	12/05 on	DR12479	●		Vented	295.6	38	28	26	68	6
R51	12/05 on	DR12721		●	Vented	307.7	62.8	18	16	68	6

Patrol

MQ Series	1/81 - 12/87	DR329	●		Vented	295	29	20	18	104	6
GQ Series Not EFi	88 on	DR329	●		Vented	295	29	20	18	104	6
GQ Y60 All	88 on	DR622		●	Vented	316	80	18	16	111	6
GQ EFi	2/92 on	DR623	●		Vented	306	35.5	26	24	104	6

Disc Rotors



NISSAN

Patrol

Y61 GU Series Except 4.8L	10/97 on	DR625	●		Vented	306	47	32	30	109	6
Y61 GU Series Except 4.8L	10/97 on	DR622		●	Vented	316	80	18	16	111	6
GU II Ti - Wagon	9/01 on	DR698	●		Vented	316	47	35	32	109	6
GU II Ti - Wagon	9/01 on	DR699		●	Vented	330	89	18	16	111	6
GU Cab Chassis 3.0L DDTi	07 on	DR625	●		Vented	306	47	32	30	109	6

Pintara

R31	86 - 10/90	DR615	●		Vented	250	48	22	20	HUB	4
R31	86 - 10/90	DR616		●	Solid	260	60	10.4	9.4	68	4
U12 FWD	11/89 - 92	DR617	●		Vented	257	49	22	20	68	4
U12 FWD	11/89 - 92	DR614		●	Solid	258	45	10	9	68	4

Prairie

M10 All Models	82 - 86	DR319	●		Vented	232	36.5	18.2	16	76	4
----------------	---------	--------------	---	--	--------	-----	------	------	-----------	----	---

Pulsar

N10	80 - 81	DR300	●		Solid	218	40	10	8.5	64	4
N10 A14 - E15 PCD 96mm	80 - 11/82	DR301	●		Solid	239	40	9.5	8.6	64	4
N10 E13 PCD 90mm	81 - 10/82	DR305	●		Solid	239	40	9.5	8.6	64	4
N12 & EXA Import, Local & ET	82 - 5/87	DR302	●		Solid	240	35.5	12	11	76	4
VB11 Panel Van	6/83 - 84	DR302	●		Solid	240	35.5	12	11	76	4
N12 & EXA Local & ET	83 - 5/87	DR304		●	Solid	235	36.5	10	9	Hub	4
N12 EXA Turbo	9/84 - 5/87	DR319	●		Vented	232	36.5	18.2	16	76	4
KN13 EXA 1.6L	2/87 - 91	DR603	●		Vented	240	45.5	18	16	61	4
N13 1.6 & 1.8L	87 - 91	DR603	●		Vented	240	45.5	18	16	61	4
KN13 EXA All Rears	5/87 - 91	DR606		●	Solid	235	42	10	9	Hub	4
N13 1.6 & 1.8L	87 - 91	DR606		●	Solid	235	42	10	9	HUB	4
KN13 EXA 1.8L	88 - 91	DR628	●		Vented	250	45	18	16	61	4
N14 1.6L	91 - 8/95	DR628	●		Vented	250	45	18	16	61	4
N14 2.0L	10/91 - 8/95	DR900	●		Vented	252	45	20	18	61	4
N14 1.6L	91 - 8/95	DR917		●	Solid	234	40	7	6	68	4
N14 2.0L	10/91 - 8/95	DR917		●	Solid	234	40	7	6	68	4
N15 1.6L	8/95 on	DR899	●		Vented	247	45	18	16	61	4
N15 2.0L	8/95 on	DR901	●		Vented	257	45	26	24	61	4
N15 1.6L	8/95 on	DR917		●	Solid	234	40	7	6	68	4
N15 2.0L	8/95 on	DR902		●	Solid	258	45	9	8	68	4
N16 Sedan 1.8L	6/00 on	DR617	●		Vented	257	49	22	20	68	4
N16E 1.8L	4/01 on	DR903	●		Vented	280	49.5	22	20	68.1	4
N16E 1.8L	4/01 on	DR614		●	Solid	258	45	10	9	68	4

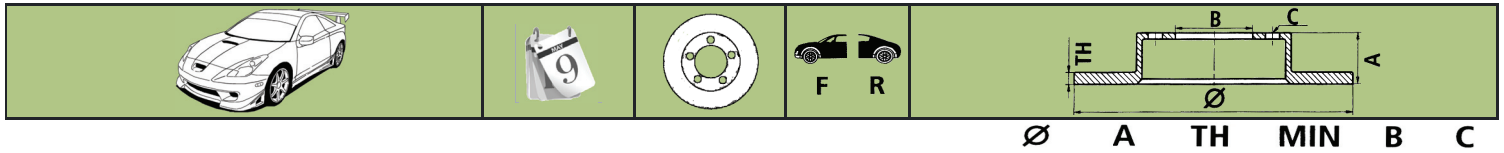
Serena

C23 2.0L	9/92 on	DR913	●		Vented	257	52	26	24	68	4
----------	---------	--------------	---	--	--------	-----	----	----	-----------	----	---

Silvia

S13 1.8L	5/88 on	DR918	●		Vented	250	49	18	16	68	4
----------	---------	--------------	---	--	--------	-----	----	----	-----------	----	---

Disc Rotors



NISSAN

Silvia

S13 1.8L	5/88 on	DR904		●	Solid	258	46.5	9	8	68	4
2L Including turbo	91 on	DR12350	●		Vented	252	49.2	20	18	68	4
S13 2.0L 2 Wheel Steer	91 on	DR903	●		Vented	280	49.5	22	20	68.1	4
S13 2.0L 2 Wheel Steer	91 on	DR904		●	Solid	258	46.5	9	8	68	4
S13 2.0L 4 Wheel Steer	92 on	DR904		●	Solid	258	46.5	9	8	68	4
S15 2.0L	99 on	DR909	●		Vented	280	54	30	28	68	5
S15 2.0L	99 on	DR906		●	Solid	258	47	9	8	68	5

Skyline

C210	78 - 80	DR316	●		Solid	270	48	12.5	10.5	73	4
C210	78 - 80	DR601		●	Solid	269	69	10	8.6	68	4
R30	82 - 85	DR317	●		Vented	250	43	18	16	Hub	4
R30 GTS FJ20DET	82 - 85	DR608	●		Vented	274	35.5	22	20	81	4
R30 GTS FJ20DET	82 - 85	DR600		●	Solid	258	47	10	9	68	4
R31 Except GTS	86 - 90	DR615	●		Vented	250	48	22	20	HUB	4
R31 GTS Import & Local	86 - 90	DR924	●		Vented	274	47	22	20	68	4
R31 GTS Import & Local	86 - 90	DR616		●	Solid	260	60	10.4	9.4	68	4
R32 GT-R 2.6L Twin Turbo	6/89 - 8/93	DR926	●		Vented	296	54	32	30	68	5
R32 GTS Single Turbo 2.0L	89 - 7/93	DR909	●		Vented	280	54	30	28	68	5
R32T & R33 GTS-4 4WD (Four Stud)	89 - 93	DR953	●		Vented	280	49	26	24	68	4
R32 GT-R	6/89 - 8/93	DR12834		●	Vented	266	64	16	14	68	5
R32 GT-R Twin Turbo	89 - 8/93	DR908		●	Vented	297	63	18	16	68	5
R32 GTS Single Turbo 2.0L	89 - 7/93	DR908		●	Vented	297	63	18	16	68	5
R32T & R33 GTS-4 4WD (Four Stud)	89 - 93	DR12731		●	Solid	266	64.2	9	8	68	4
R32 GT-R 2.6L Twin Turbo	8/93 on	DR928	●		Vented	324	53.7	30	28	68	5
R33 GTS Single Turbo	8/93 on	DR12739	●		Vented	296	53.7	30	28	68	5
R32 GT-R	8/93 - 12/94	DR929		●	Vented	300	63	22	20	68	5
R33 GTS Single Turbo	93 - 7/98	DR908		●	Vented	297	63	18	16	68	5
R33 GT-R 2.6L Twin Turbo	1/95 on	DR928	●		Vented	324	53.7	30	28	68	5
R34 GT-R 2.6L Twin Turbo	1/95 on	DR928	●		Vented	324	53.7	30	28	68	5
R33 & R34 GT-R	1/95 on	DR929		●	Vented	300	63	22	20	68	5
R34 GTS Single Turbo	8/98 on	DR908		●	Vented	297	63	18	16	68	5

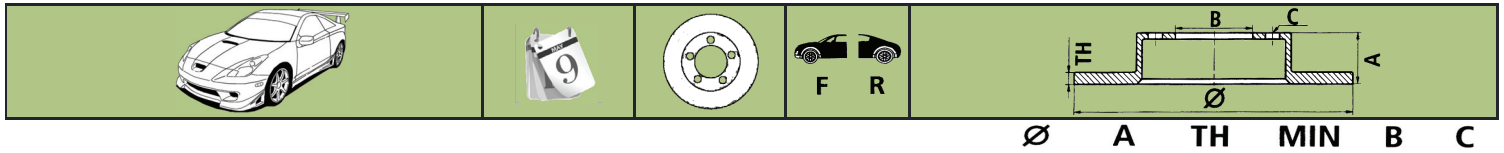
Stanza

A10 Import	78 - 6/79	DR307	●		Solid	245	35.5	10	8.4	73	4
A10 Local	To 6/79	DR315	●		Solid	253	48	12.7	10.5	73	4
A10 SSS Import *RARE*	5/78 - 6/79	DR308	●		Solid	232	35	10	8.5	73	4
A10 Local - Girlock Brakes	7/79 - 83	DR326	●		Solid	244	43.6	12.7	10.5	73	4

Sunny

A12	79 - 81	DR310	●		Solid	219	32.5	9.6	8.6	70	4
A14, A15	79 - 81	DR307	●		Solid	245	35.5	10	8.4	73	4
2.0L GTi	10/90 - 94	DR901	●		Vented	257	45	26	24	61	4
2.0L GTi	10/90 - 94	DR898		●	Solid	258	33	9	8	68	4

Disc Rotors



NISSAN

Terrano

WD21 4Cyl	86 - 7/92	DR621	●		Vented	266.7	39.1	22	20	100.1	6
WD21 V6	8/92 on	DR624	●		Vented	277	39	26	24	100	6
WD21 4Cyl & V6	8/92 on	DR12181		●	Vented	286	70	17.8	16	100	6
R50 All Models	95 - 11/98	DR626	●		Vented	283	38	28	26	100	6
R50 3.3L V6	11/98 - 03	DR629	●		Vented	300	38	28	26	100	6

Tiida

C11 1.8L	06 on	DR12478	●		Vented	260	43	22	20	68	4
----------	-------	----------------	---	--	--------	-----	----	----	-----------	----	---

Urvan

E23 Petrol/Diesel	11/80 - 86	DR318	●		Vented	252	27.5	20	18	81	6
E24	3/87 - 93	DR618	●		Vented	260	37.5	26	24	81	6

Vanette

C20	80 - 5/81	DR307	●		Solid	245	35.5	10	8.4	73	4
C20, C120	81 - 11/86	DR619	●		Vented	232	22	18	16	73	4
C120, C22	83 - 92	DR627	●		Vented	250	30	22	20	73	4

X-Trail

T30 2.5L	10/01 - 5/07	DR573	●		Vented	280	49	28	26	68	5
T30 2.5L	10/01 - 5/07	DR574		●	Vented	292	62	16	14	68	5
T31 2.0L & 2.5L	6/07 on	DR12634	●		Vented	296	44	26	24	68	5
T31 2.0L & 2.5L	6/07 on	DR574		●	Vented	292	62	16	14	68	5

OKA

4x4

Off-Road	93 - 98	DR12113	●		Vented	327	79	39	37.2	127	8
----------	---------	----------------	---	--	--------	-----	----	----	-------------	-----	---

PEUGEOT

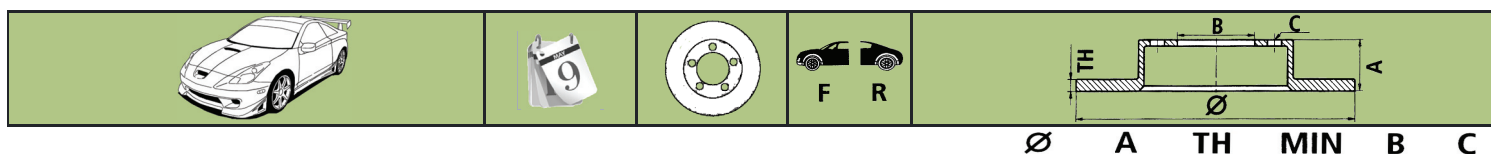
205

1.4i, 1.6i, Diesel 1.8, 1.9	83 - 96	DR12059	●		Solid	247	34	10	8	66	4
1.3i Rally E, 1.6 GTi	84 - 93	DR12060	●		Vented	247	44.3	20.5	18.5	66	4
1.9 GTi, 1.8 Turbo Diesel	86 - 94	DR273	●		Vented	247	34.3	20.5	18.5	66	4
All Models	87 - 94	DR12061		●	Solid	247	20.3	8	7	71	4

206

1.4i 8V	9/98 on	DR273	●		Vented	247	34.3	20.5	18.5	66	4
1.4i 8V	9/98 on	DR276		●	Solid	247	25.3	8	6	71	4
1.6L 8V	10/99 - 9/04	DR273	●		Vented	247	34.3	20.5	18.5	66	4

Disc Rotors



PEUGEOT

206

2.0L 16V	10/00 - 12/07	DR12332	●		Vented	266	34.2	22	20	66	4
2.0L 16V	4/99 - 9/00	DR274	●		Vented	266	27.5	20.4	18.5	66	4
1.6L 8V	10/99 - 9/04	DR276		●	Solid	247	25.3	8	6	71	4
2.0L 16V	4/99 - 12/07	DR276		●	Solid	247	25.3	8	6	71	4
1.6L 16V	10/01 - 12/07	DR12332	●		Vented	266	34.2	22	20	66	4
1.6L 16V	2/01 - 9/01	DR274	●		Vented	266	27.5	20.4	18.5	66	4
1.6L 16V	2/01 - 12/07	DR276		●	Solid	247	25.3	8	6	71	4
1.4L 16V	10/03 on	DR12332	●		Vented	266	34.2	22	20	66	4
1.4L 16V	10/03 on	DR276		●	Solid	247	25.3	8	6	71	4

207

1.4L Petrol & 1.6L Hdi	2/06 on	DR12332	●		Vented	266	34.2	22	20	66	4
1.6L	06 on	DR12312	●		Vented	283	34.2	26	24	66	4
(Takes 59.9 OD Bearing)	8/00 on	DR12543		●	Solid	249	67.2	9	8	Hub	4
Without brg & ABS ring (Takes 62mm Brg)	06 on	DR12556		●	Solid	249	69.2	9	7	Hub	4

305

GT 1.6L & GTX 1.9L	10/85 - 89	DR274	●		Vented	266	27.5	20.4	18.5	66	4
--------------------	------------	--------------	---	--	--------	-----	------	------	-------------	----	---

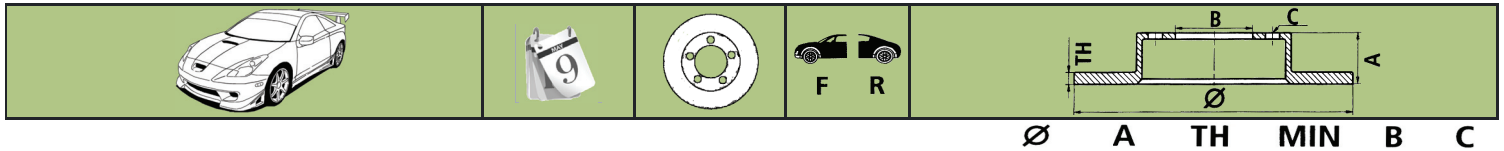
306

1.4L ABS With Bosch/Lucas Brakes	6/94 - 5/01	DR274	●		Vented	266	27.5	20.4	18.5	66	4
1.4L ABS With Teves Brakes	6/94 - 5/01	DR273	●		Vented	247	34.3	20.5	18.5	66	4
1.4L Non-ABS With Bosch Brakes	6/94 - 5/01	DR12059	●		Solid	247	34	10	8	66	4
1.6L ABS With Bosch/Lucas Brakes	6/94-10/00	DR274	●		Vented	266	27.5	20.4	18.5	66	4
1.6L ABS With Teves Brakes	6/94-10/00	DR273	●		Vented	247	34.3	20.5	18.5	66	4
1.6L Non-ABS With Bosch Brakes	6/94 - 10/00	DR12059	●		Solid	247	34	10	8	66	4
1.8L	6/94 - 5/01	DR273	●		Vented	247	34.3	20.5	18.5	66	4
1.9L Diesel With Bosch/Lucas Brakes	6/94 - 5/01	DR274	●		Vented	266	27.5	20.4	18.5	66	4
1.9L Diesel With Teves Brakes	6/94 - 5/01	DR273	●		Vented	247	34.3	20.5	18.5	66	4
2.0L Petrol	6/94 - 5/01	DR274	●		Vented	266	27.5	20.4	18.5	66	4
1.8L	6/94 - 5/01	DR276		●	Solid	247	25.3	8	6	71	4
2.0L Petrol	6/94 - 5/01	DR276		●	Solid	247	25.3	8	6	71	4
2.0L Check OD	97 - 5/01	DR275	●		Vented	283	27.2	22	20	66	4
2.0L Check OD	97 - 5/01	DR274	●		Vented	266	27.5	20.4	18.5	66	4
2.0L Diesel	6/99 - 5/01	DR276		●	Solid	247	25.3	8	6	71	4

307

With ESP	8/00 on	DR12312	●		Vented	283	34.2	26	24	66	4
Without ESP	8/00 on	DR12332	●		Vented	266	34.2	22	20	66	4
From Chass 9898 (Takes 59.9 OD Bearing)	8/00 on	DR12543		●	Solid	249	67.2	9	8	Hub	4
To Chass 9897	8/00 on	DR12387		●	Solid	246.5	35	9	8	71	4
1.6L Hdi, 2.0L Hdi & 2.0L 16V	6/05 on	DR12728	●		Vented	302	34	26	24	66	4
Without brg & ABS ring (Takes 62mm Brg)	06 on	DR12556		●	Solid	249	69.2	9	7	Hub	4

Disc Rotors



PEUGEOT

308

1.4 & 1.6L	9/07 on	DR12312	●		Vented	283	34.2	26	24	66	4
1.6L & 2.0L Wagon (With Brg & ABS Ring)	2/08 on	DR12811		●	Solid	268	74.7	12	10.5	Hub	4
2.0L Hdi	6/09 on	DR12728	●		Vented	302	34	26	24	66	4

405

1.9L Petrol	10/88 - 8/92	DR274	●		Vented	266	27.5	20.4	18.5	66	4
1.9L Petrol	10/88 - 8/92	DR12056		●	Solid	247	34	10	8	71	4
1.9L Diesel With Bendix Brakes	8/92 - 10/95	DR12055	●		Solid	266	27	10	8	66	4
1.9L Diesel With Lucas Brakes	8/92 - 10/95	DR274	●		Vented	266	27.5	20.4	18.5	66	4
2.0L Petrol	8/92 - 10/95	DR274	●		Vented	266	27.5	20.4	18.5	66	4
1.9L Diesel	8/92 - 10/95	DR12056		●	Solid	247	34	10	8	71	4
2.0L Petrol	8/92 - 10/95	DR12056		●	Solid	247	34	10	8	71	4

406

1.8L 16V	11/95 - 10/00	DR12052	●		Vented	260	28.2	24	22	66	4
1.8L 16V	11/95 - 10/00	DR278		●	Solid	290	60	10	8	71	4
2.0L Petrol & Diesel Turbo	4/96 - 5/04	DR277	●		Vented	283	28.2	26	24.2	66	4
2.0L Petrol & Diesel Turbo	4/96 - 5/04	DR278		●	Solid	290	60	10	8	71	4
2.1L 12V Diesel Turbo	1/97 - 8/99	DR12052	●		Vented	260	28.2	24	22	66	4
3.0L 24V Petrol	10/97 - 7/03	DR277	●		Vented	283	28.2	26	24.2	66	4
3.0L V6 Coupe With Front Brembo Caliper	10/97 - 12/04	DR12182	●		Vented	305	28	28	26	66	4
2.1L 12V Diesel Turbo	1/97 - 8/99	DR278		●	Solid	290	60	10	8	71	4
3.0L 24V Petrol	10/97 - 7/03	DR278		●	Solid	290	60	10	8	71	4

407

2.0L Petrol & Diesel	04 on	DR12633	●		Vented	283	48	26	24	71.1	5
2.2i 16V, 3.0i V6 24V & 2.7 Hdi	04 on	DR12359	●		Vented	330	48	30	28	71	5
All Models	04 on	DR12360		●	Solid	290	35	12	10	71	5

504

1.8L, 2.0L & 2.3L	70 - 82	DR270	●		Solid	273	43	12.5	10.7	76	4
1.8L, 2.0L & 2.3L	70 - 82	DR272	●		Vented	273	43	20	18.5	76	4
1.8L, 2.0L & 2.3L	70 - 82	DR271		●	Solid	273	24.5	12	10.8	79	4

505

2.0L, 2.2L, 2.3L & 2.5L	80 - 88	DR270	●		Solid	273	43	12.5	10.7	76	4
2.0L, 2.2L, 2.3L & 2.5L	80 - 88	DR272	●		Vented	273	43	20	18.5	76	4
2.0L, 2.2L, 2.3L & 2.5L	80 - 88	DR271		●	Solid	273	24.5	12	10.8	79	4

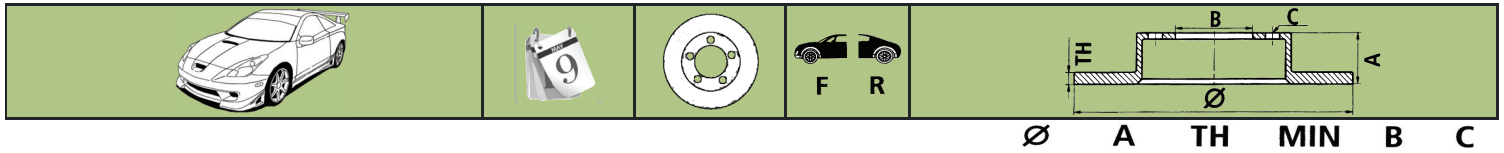
604

2.7L	78 - 82	DR272	●		Vented	273	43	20	18.5	76	4
2.7L	78 - 82	DR271		●	Solid	273	24.5	12	10.8	79	4

605

3.0L Petrol & Diesel	3/91 on	DR12049	●		Vented	283	48	26	24	71	5
3.0L Petrol & Diesel	3/91 on	DR12050		●	Solid	290	40	10	8	71	5

Disc Rotors



PEUGEOT

607

3.0L Petrol	00 on	DR12293	●		Vented	309	43	32	30	71	5
3.0L Petrol	00 on	DR12294		●	Solid	290	51	10	8	71	5

4007

2.2L Hdi	2/07 on	DR417	●		Vented	294	46	24	22.4	69	5
2.2L Hdi	2/07 on	DR12616		●	Solid	302	58.6	10	8.4	80	5

Expert

2.0L SWB & LWB	1/07 on	DR12566	●		Vented	304	48.5	28	26	71	5
2.0L SWB & LWB	1/07 on	DR12567		●	Solid	290	49.2	14	13	71	5

Partner

1.6L 55 & 66kw	4/08 on	DR12312	●		Vented	283	34.2	26	24	66	4
----------------	---------	----------------	---	--	--------	-----	------	----	-----------	----	---

PONTIAC

Firebird

All Models	70 - 78	DR12256	●		Vented	279.6	118.1	26.3	24.5	Hub	5
Firebird	82 - 92	DR12230	●		Vented	266.7	109.3	26.3	24.5	Hub	5
Firebird	88 - 92	DR12282	●		Vented	301	118.1	26.3	24.5	Hub	5

Trans am

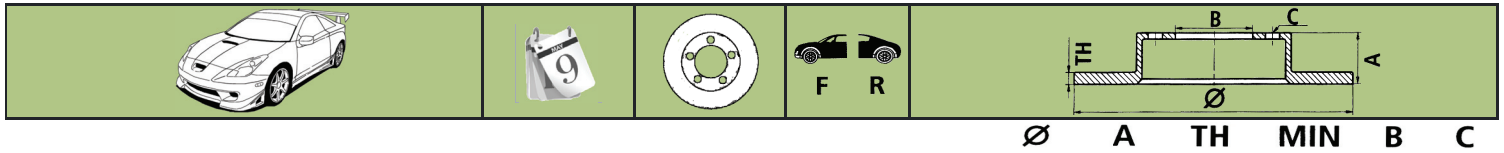
All Models	70 - 78	DR12256	●		Vented	279.6	118.1	26.3	24.5	Hub	5
Trans am	82 - 92	DR12230	●		Vented	266.7	109.3	26.3	24.5	Hub	5
Trans am	88 - 92	DR12282	●		Vented	301	118.1	26.3	24.5	Hub	5

PORSCHE

911

911	65 - 69	DR396	●		Solid	282	35	12.5	11	107	5
Carrera 2.2, 2.4, 2.7L	69 - 83	DR394	●		Vented	282	35	20	19.1	107	5
E,T,S,SC Sportsmatic	69 - 83	DR394	●		Vented	282	35	20	19.1	107	5
Turbo	69 - 83	DR394	●		Vented	282	35	20	19.1	107	5
Carrera 2.2, 2.4, 2.7, 3.0L	69 - 83	DR395		●	Vented	289	84	20	18.7	90	5
E,T,S,SC Sportsmatic	69 - 83	DR395		●	Vented	289	84	20	18.7	90	5
3.3L Turbo	9/77 - 11/90	DR593	●		Vented	282	35	24	22.6	107	5
3.2L	83 - 89	DR593	●		Vented	282	35	24	22.6	107	5
3.2L	83 - 89	DR12803		●	Vented	290	82.8	24	22.6	90	5
Carrera 3.6L	10/89 on	DR590	●		Vented	298	80	28	26	103	5
Carrera 3.6L	10/89 on	DR591		●	Vented	299	100	24	22	103	5
3.6L Carrera L/H	6/95 - 9/97	DR12324	●		Vented	304	72.1	32	30	103	5

Disc Rotors



PORSCHE

911

3.6L Carrera R/H	6/95 - 9/97	DR12325	●		Vented	304	72.1	32	30	103	5
Carrera 3.6 & 3.8L L/H	7/04 on	DR12746X	●		Vented	318	67	28	26	98	5
Carrera 3.6 & 3.8L R/H	7/04 on	DR12745X	●		Vented	318	67	28	26	98	5
Carrera 3.6 & 3.8L	7/04 on	DR12747X		●	Vented	299	67	24	22	98	5

912

1.6L	65 - 69	DR396	●		Solid	282	35	12.5	11	107	5
------	---------	--------------	---	--	-------	-----	----	------	-----------	-----	---

924

2.0L	80 - 82	DR397	●		Solid	257	42	13	11.5	Hub	4
2.0L Turbo	80 - 82	DR394	●		Vented	282	35	20	19.1	107	5
2.0L Turbo	80 - 82	DR399		●	Vented	289	71	20	18.6	103	5

928

4.5L	9/77 - 8/82	DR398	●		Vented	282	60	20	18	90	5
4.5L	9/77 - 8/82	DR399		●	Vented	289	71	20	18.6	103	5
4.7L L/H	1/80 - 8/86	DR597B	●		Vented	282	60	32	30.6	90	5
4.7L R/H	1/80 - 8/86	DR597A	●		Vented	282	60	32	30.6	90	5
4.7L	84 - 9/87	DR399		●	Vented	289	71	20	18.6	103	5
5.0L Vane Patten Direction L/H	9/86 - 9/91	DR392B	●		Vented	304	77	32	30	103	5
5.0L Vane Patten Direction R/H	9/86 - 9/91	DR392A	●		Vented	304	77	32	30	103	5
5.4L	8/91 - 11/95	DR393		●	Vented	299	71.3	24	22	103	5

930

3.3L Turbo Front L/H	11/81 - 85	DR592B	●		Vented	304	57	32	30	107	5
3.3L Turbo Front R/H	11/81 - 85	DR592A	●		Vented	304	57	32	30	107	5
3.3L Turbo Rear L/H	11/81 - 88	DR598B		●	Vented	309	82	28	26	103	5
3.3L Turbo Rear R/H	11/81 - 88	DR598A		●	Vented	309	82	28	26	103	5

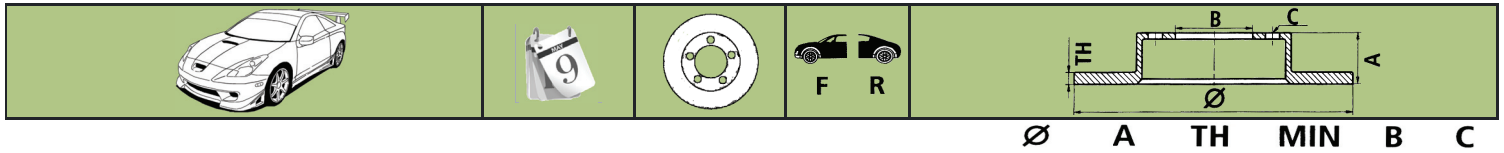
944

2.5L SOHC	4/82 - 89	DR394	●		Vented	282	35	20	19.1	107	5
2.5L SOHC	4/82 - 89	DR399		●	Vented	289	71	20	18.6	103	5
2.5L Turbo	85 - 86	DR595	●		Vented	298	45	28	26	103	5
2.5L Turbo	85 - 86	DR393		●	Vented	299	71.3	24	22	103	5
2.7L SOHC	11/88 - 8/89	DR12062	●		Vented	282	74.1	20.4	19.1	103	5
3.0L S2	12/88 - 8/89	DR949	●		Vented	298	74	28	26	103	5
3.0L S2 L/H	9/89 - 7/91	DR392B	●		Vented	304	77	32	30	103	5
3.0L S2 R/H	9/89 - 7/91	DR392A	●		Vented	304	77	32	30	103	5
3.0L S2	12/88 - 7/91	DR591		●	Vented	299	100	24	22	103	5

Boxster

986	97 - 02	DR12274	●		Vented	298	67.2	23.9	22	98	5
986	97 - 02	DR12275		●	Vented	291	67.2	19.9	18	98	5
986 2.7L	9/02 on	DR12274	●		Vented	298	67.2	23.9	22	98	5
986 2.7L	9/02 on	DR12275		●	Vented	291	67.2	19.9	18	98	5
Boxster S L/H	7/04 on	DR12746X	●		Vented	318	67	28	26	98	5

Disc Rotors



PORSCHE

Boxster

Boxster S R/H	7/04 on	DR12745X	●		Vented	318	67	28	26	98	5
Boxster S	7/04 on	DR12747X		●	Vented	299	67	24	22	98	5

Cayenne

4WD Left Hand	03 on	DR12318	●		Vented	350	69	34	32	85	5
4WD Right Hand	03 on	DR12319	●		Vented	350	69	34	32	85	5
With 17" Wheels L/H	04 on	DR12354	●		Vented	330	69	32	30	85	5
With 17" Wheels R/H	04 on	DR12355	●		Vented	330	69	32	30	85	5
With 17" Wheels	04 on	DR12356		●	Vented	330	74.8	28	26	85	5

PROTON

Gen.2

CM 1.6L	10/04 on	DR2140	●		Vented	266	44	22	20.4	69	4
CM 1.6L	10/04 on	DR2141		●	Solid	280	41	12	10.4	90	4

Jumbuck

1.5L Ute	5/02 on	DR414	●		Vented	256	45	24	22.4	64	4
----------	---------	--------------	---	--	--------	-----	----	----	-------------	----	---

M21

1.8L	10/97 on	DR414	●		Vented	256	45	24	22.4	64	4
1.8L	10/97 on	DR410		●	Solid	260	41	10	8.4	64	4

Persona

Compact 1.3L	11/95 - 6/00	DR408	●		Solid	235	45	13	11.4	64	4
1.5L	11/96 on	DR413	●		Vented	235	45	18	16.4	64	4
1.6L	11/96 on	DR414	●		Vented	256	45	24	22.4	64	4
1.6L	11/96 on	DR410		●	Solid	260	41	10	8.4	64	4
CM 1.6L	07 on	DR2140	●		Vented	266	44	22	20.4	69	4
CM 1.6L	07 on	DR2141		●	Solid	280	41	12	10.4	90	4

Satria

1.5L	11/96 on	DR413	●		Vented	235	45	18	16.4	64	4
1.3L C90	99 - 02	DR408	●		Solid	235	45	13	11.4	64	4
1.8L	99 - 04	DR414	●		Vented	256	45	24	22.4	64	4
1.8L	99 - 04	DR410		●	Solid	260	41	10	8.4	64	4

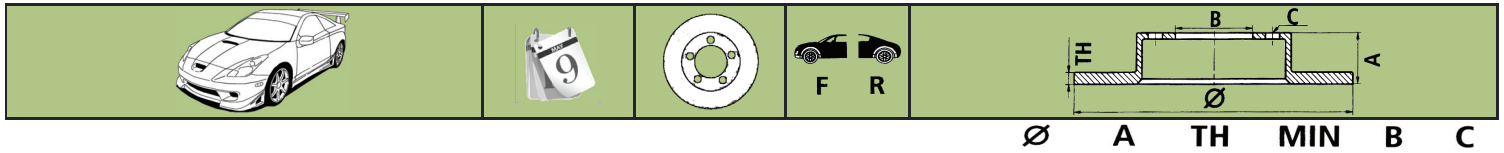
Satria Neo

BS 1.6L	07 on	DR12758	●		Vented	270	37.3	22	20.4	69	4
BS 1.6L	07 on	DR2141		●	Solid	280	41	12	10.4	90	4

Savvy

BT 1.1L	10/05 on	DR12767	●		Vented	236	47	20	18.4	64	4
---------	----------	----------------	---	--	--------	-----	----	----	-------------	----	---

Disc Rotors



PROTON

Waja

1.6L Sedan	01 on	DR415	●		Vented	256	45	24	22.4	69	4
1.6L Sedan	01 on	DR887		●	Solid	260	41	10	8.4	90	4

Wira

1.5L	5/95 on	DR413	●		Vented	235	45	18	16.4	64	4
1.6L	5/95 on	DR414	●		Vented	256	45	24	22.4	64	4
1.5 & 1.6L	5/95 on	DR410		●	Solid	260	41	10	8.4	64	4

RAMBLER

Ambassador

5.6L	65 - 70	DR065	●		Solid	280	53.5	12.5	11.5	79	5
------	---------	--------------	---	--	-------	-----	------	------	-------------	----	---

American

3.2L	65 - 70	DR065	●		Solid	280	53.5	12.5	11.5	79	5
------	---------	--------------	---	--	-------	-----	------	------	-------------	----	---

AMX

AMX	68 - 70	DR065	●		Solid	280	53.5	12.5	11.5	79	5
-----	---------	--------------	---	--	-------	-----	------	------	-------------	----	---

Classic

4.7L V8	65 - 66	DR065	●		Solid	280	53.5	12.5	11.5	79	5
---------	---------	--------------	---	--	-------	-----	------	------	-------------	----	---

Hornet

3.8L & 4.2L	1970	DR065	●		Solid	280	53.5	12.5	11.5	79	5
-------------	------	--------------	---	--	-------	-----	------	------	-------------	----	---

Javelin

5.6L & 6.4L	68 - 70	DR065	●		Solid	280	53.5	12.5	11.5	79	5
-------------	---------	--------------	---	--	-------	-----	------	------	-------------	----	---

Rebel

4.8L & 5.6L	68 - 70	DR065	●		Solid	280	53.5	12.5	11.5	79	5
-------------	---------	--------------	---	--	-------	-----	------	------	-------------	----	---

RENAULT

12

1.3L & 1.4L	71 - 76	DR345	●		Solid	227.5	38.5	10	9	83	6
1.3L & 1.4L	71 - 76	DR345		●	Solid	227.5	38.5	10	9	83	6

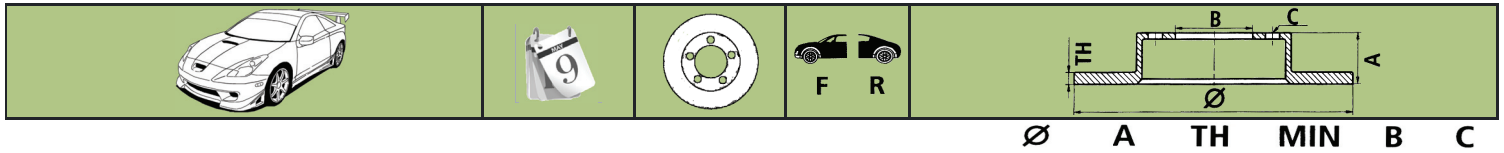
15

1.6L	9/72 - 12/78	DR345	●		Solid	227.5	38.5	10	9	83	6
1.6L	9/72 - 12/78	DR345		●	Solid	227.5	38.5	10	9	83	6

16

R16 R1150	65 - 68	DR347	●		Solid	250	45	9	8	84	3
R16	68 - 77	DR344	●		Solid	254	40	12	11	84	3

Disc Rotors



RENAULT

17

R17 TL, TS Gordini	73 - 76	DR343	●		Vented	228	45.5	20	19	83	6
R17 TL, TS Gordini	73 - 76	DR345		●	Solid	227.5	38.5	10	9	83	6

18

R18 GTS (R1340,R1341)	80 - 82	DR345	●		Solid	227.5	38.5	10	9	83	6
R18 GTS (R1342,R1343)	80 - 83	DR346A	●		Vented	238.5	46.5	20	17.7	60	4
R18 GTS (R1352,R1353)	80 - 83	DR346A	●		Vented	238.5	46.5	20	17.7	60	4
R18 GTS (R1340,R1341)	80 - 82	DR345		●	Solid	227.5	38.5	10	9	83	6
R18 GTS (R1342,R1343)	80 - 83	DR345		●	Solid	227.5	38.5	10	9	83	6
R18 GTS (R1352,R1353)	80 - 83	DR345		●	Solid	227.5	38.5	10	9	83	6
R18 GTS (R1341,R1351)	82 - 83	DR643	●		Solid	238.5	45.5	12	10.5	60	4
R18 GTS(R1350,R1351)	82 - 83	DR345	●		Solid	227.5	38.5	10	9	83	6
R18 GTS (R1341,R1351)	82 - 83	DR345		●	Solid	227.5	38.5	10	9	83	6
R18 GTS(R1350,R1351)	82 - 83	DR345		●	Solid	227.5	38.5	10	9	83	6

19

GTX, TXE 1.7 & 1.8L	88 on	DR351	●		Vented	238	41	20.1	17.7	61	4
GTX, TXE 1.7 & 1.8L	88 on	DR12068		●	Solid	238	74.6	8	7	Hub	4
Without ABS	91 on	DR12190	●		Vented	258.6	41	20.7	17.7	61	4
Without ABS	91 on	DR12191		●	Solid	238	74.6	8	7	Hub	4

21

2.0i, 2.2i GTX/RX/TXE	86 - 93	DR12066	●		Vented	265	31.6	20.5	17.7	61	4
2.0i, 2.2i GTX/RX/TXE	86 - 93	DR12067		●	Solid	255	30.6	10.5	9.5	66	4

25

2.2L	84 - 92	DR12065	●		Vented	259	46.3	20.3	17.7	61	4
2.2L	84 - 92	DR12095		●	Solid	254	54.3	12	10.5	66	4
2.9L V6	85 - 92	DR12192	●		Vented	280	58.2	22	20	61	5
2.9L V6	85 - 92	DR12193		●	Solid	254	54.3	12	10.5	66	5

Caravelle

Caravelle	62 - 68	DR350	●		Solid	260	40	7	6	60	3
-----------	---------	--------------	---	--	-------	-----	----	---	----------	----	---

Clio

1.4 & 1.6L, 2.0L	12/01 on	DR12190	●		Vented	258.6	41	20.7	17.7	61	4
1.4 & 1.6L, 2.0L	12/01 on	DR12296		●	Solid	238	74.6	8	7	52.3	4
Clio III	4/03 on	DR12485		●	Solid	240	80.6	8	7	Hub	4

Clio Sport

2.0L 16V	01 on	DR12295	●		Vented	280	44	24	21.8	61	4
2.0L 16V	01 on	DR12068		●	Solid	238	74.6	8	7	Hub	4

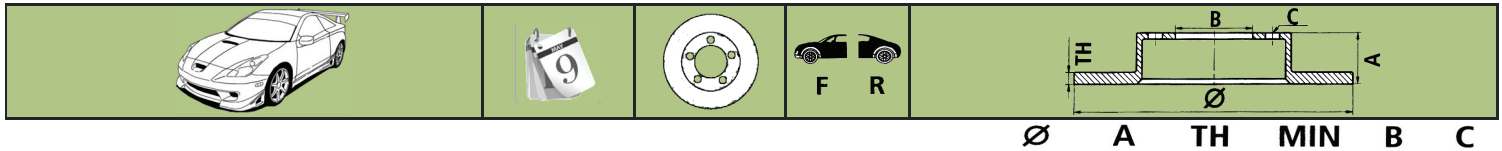
Dauphine

Dauphine	62 - 68	DR350	●		Solid	260	40	7	6	60	3
----------	---------	--------------	---	--	-------	-----	----	---	----------	----	---

Florde

Florde	62 - 68	DR350	●		Solid	260	40	7	6	60	3
--------	---------	--------------	---	--	-------	-----	----	---	----------	----	---

Disc Rotors



RENAULT

Fuego

GTX (R1362, R1363)	82 - 87	DR346A	●		Vented	238.5	46.5	20	17.7	60	4
TX, GTX (R1362, R1363)	82 - 87	DR346B	●		Vented	238.5	46.5	20	17.7	61	4
Fuego	82 on	DR348		●	Solid	238	48	11	10	60	4

Kangoo

1.5L Diesel, 1.6L Petrol	9/99 on	DR12190	●		Vented	258.6	41	20.7	17.7	61	4
--------------------------	---------	----------------	---	--	--------	-------	----	------	-------------	----	---

Laguna

2.0i (B56C/H)	94 on	DR12126	●		Vented	262	44	22	19.8	61	4
2.0i 16V, 3.0 V6	94 on	DR12297	●		Vented	280	44	24	21.8	61	5
2.0i (B56C/H)	94 on	DR12096		●	Solid	265	44.4	10.5	9.5	66	4
2.0i 16V, 3.0 V6	94 on	DR12064		●	Solid	265	44.4	10.5	9.5	66	5
EA II Cabrolet	99 on	DR12295	●		Vented	280	44	24	21.8	61	4
EA II Cabrolet	99 on	DR12296		●	Solid	238	74.6	8	7	52.3	4
Laguna II 1.6, 1.8, 1.9, 2.0 & 2.2L	01 on	DR12417	●		Vented	300	47	26	23.8	61	5
Laguna II 3.0L V6 24v	3/01 on	DR12453	●		Vented	308	47	28	25.4	61	5
Laguna II	01 on	DR12418		●	Solid	274	82.2	10.9	9.5	Hub	5
Laguna III	10/07 on	DR12843	●		Vented	296	43.9	26	23.4	68	5
Laguna III	10/07 on	DR12844		●	Solid	300	81.7	11	9.5	Hub	5

Master

2.5L	10/03 on	DR12546	●		Vented	305	78	28	26	90	5
2.5L	10/03 on	DR12547		●	Solid	305	67	12	10.5	90	5

Megane

1.6L	10/96 - 3/99	DR351	●		Vented	238	41	20.1	17.7	61	4
1.6, 2.0L 16V, 1.9L	3/99 on	DR12295	●		Vented	280	44	24	21.8	61	4
Megane II	11/02 on	DR12485		●	Solid	240	80.6	8	7	Hub	4
Sport 2.0L Turbo	03 - 06	DR12757	●		Vented	312	63	28	26	61	5

Scenic

1.6L & 2.0L (Takes 62mm OD Bearing.)	00 - 8/03	DR12675		●	Solid	274	82	11	9.5	Hub	4
2WD JA 1.6 & 2.0L	01 - 03	DR12295	●		Vented	280	44	24	21.8	61	4
4WD JA13 RX4	01 on	DR12297	●		Vented	280	44	24	21.8	61	5
1.9, 2.0L RX4	01 - 8/03	DR12542		●	Solid	265	44.3	10.5	9.5	61	5
Scenic II 1.9L & 2.0L	6/03 on	DR12593	●		Vented	300	43.7	24	21.8	61	4
Scenic II 1.9L & 2.0L (Takes 55mm OD Bea	6/03 on	DR12594		●	Solid	270	80.7	10	9	Hub	4

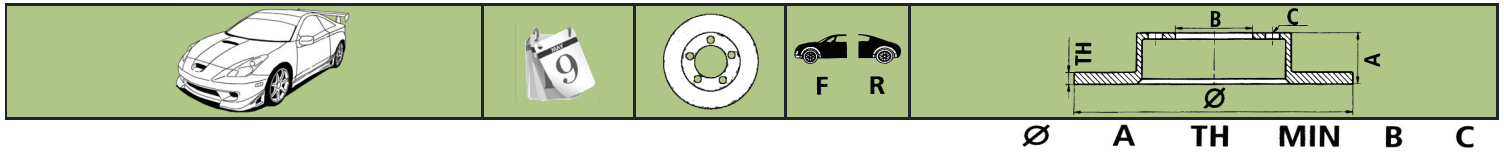
Trafic

Trafic II 1.9, 2.0 & 2.5L	3/01 on	DR12558	●		Vented	305	49.8	28	24	72	5
---------------------------	---------	----------------	---	--	--------	-----	------	----	-----------	----	---

Virage

1.4	76 - 80	DR345	●		Solid	227.5	38.5	10	9	83	6
-----	---------	--------------	---	--	-------	-------	------	----	----------	----	---

Disc Rotors



ROVER

75

2.0 & 2.5 V6 24v	99 on	DR12321	●		Vented	284	38.2	22	19	64.2	5
2.0 & 2.5 V6 24v	99 on	DR12329		●	Solid	280	61.8	10	8	64.2	5

416

BA1	5/86 - 90	DR187	●		Vented	242	44.5	19	17	61	4
-----	-----------	--------------	---	--	--------	-----	------	----	-----------	----	---

825

2.5, 2.7L V6	86 on	DR12093	●		Vented	285	51	21	19	64	4
2.5, 2.7L V6	86 - 91	DR12094		●	Solid	260	43	10	8.5	64	4

827

2.5, 2.7L V6	86 on	DR12093	●		Vented	285	51	21	19	64	4
2.5, 2.7L V6	88 - 99	DR12094		●	Solid	260	43	10	8.5	64	4

3500

SDI, SE & Vanden Plas	79 - 87	DR089	●		Solid	257	75	14.5	13	75.5	5
-----------------------	---------	--------------	---	--	-------	-----	----	------	-----------	------	---

Quintet

SU 12.5mm Dia.Holes	83 - 86	DR190	●		Solid	231	50	12	10	61	4
---------------------	---------	--------------	---	--	-------	-----	----	----	-----------	----	---

SAAB

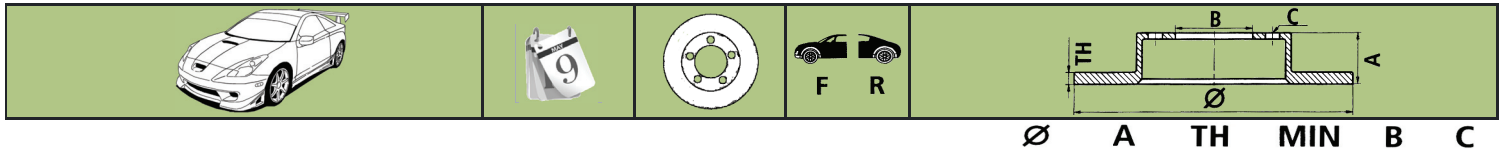
9-3

2.0L, 2.3L	2/98 - 8/03	DR825	●		Vented	287.8	42.3	25	22	70	5
2.0L, 2.3L	2/98 - 8/03	DR826		●	Solid	286	69	10	8	65.5	5
1.9L Diesel Turbo	9/02 on	DR12386	●		Vented	314	45.1	28	25	70	5
1.9L Diesel Turbo	9/02 on	DR12428	●		Vented	285	42	25	22	70	5
2.0L Turbo	9/02 on	DR12386	●		Vented	314	45.1	28	25	70	5
2.0L Turbo With 15" Wheels	9/02 on	DR12428	●		Vented	285	42	25	22	70	5
2.0L Turbo With 16" Wheels	9/02 on	DR12401	●		Vented	302	45	28	25	70	5
1.9L Diesel Turbo	9/02 on	DR12395		●	Solid	278	41.5	12	10	65	5
2.0L Turbo With 15" Wheels	9/02 on	DR12395		●	Solid	278	41.5	12	10	65	5
2.0L Turbo With 16" Wheels	9/02 on	DR12430		●	Vented	292	41.5	20	18	65.5	5
2.8L V6 Turbo	3/05 on	DR12386	●		Vented	314	45.1	28	25	70	5
2.8L V6 Turbo	3/05 on	DR12430		●	Vented	292	41.5	20	18	65.5	5

9-5

2.0L	9/97 on	DR825	●		Vented	287.8	42.3	25	22	70	5
2.3L Turbo	9/97 - 9/99	DR825	●		Vented	287.8	42.3	25	22	70	5
2.0L	7/99 on	DR12420		●	Solid	286	69.2	10	8	65.5	5
2.0L	9/97 - 6/99	DR826		●	Solid	286	69	10	8	65.5	5
2.3L Turbo	10/99 on	DR12443	●		Vented	308	42	25	22	70	5
2.3L Turbo	9/97 on	DR12420		●	Solid	286	69.2	10	8	65.5	5
1.9L Diesel Turbo	1/06 on	DR825	●		Vented	287.8	42.3	25	22	70	5

Disc Rotors



SAAB

9-5

1.9L Diesel Turbo	1/06 on	DR826		●	Solid	286	69	10	8	65.5	5
-------------------	---------	--------------	--	---	-------	-----	----	----	----------	------	---

95 / 96 / 99

95 V4 Station Wagon	9/66 - 70	DR386	●		Solid	267	51	9.7	8	87.5	5
V4 Sports	9/66 - 70	DR386	●		Solid	267	51	9.7	8	87.5	5
95 V4 Station Wagon	9/66 - 70	DR386		●	Solid	267	51	9.7	8	87.5	5
V4 Sports	9/66 - 70	DR386		●	Solid	267	51	9.7	8	87.5	5
Sonnet V4 Coupe	67 - 70	DR386	●		Solid	267	51	9.7	8	87.5	5
Sonnet V4 Coupe	67 - 70	DR386		●	Solid	267	51	9.7	8	87.5	5
99E, EMS, Coupe	68 - 74	DR387	●		Solid	269	66.2	10.5	9.5	86	4
99E, EMS, Coupe	68 - 74	DR387		●	Solid	269	66.2	10.5	9.5	86	4
Sonnet 97 111	70 - 71	DR386	●		Solid	267	51	9.7	8	87.5	5
Sonnet 97 111	70 - 71	DR386		●	Solid	267	51	9.7	8	87.5	5
99L, EMS, Coupe	75 - 79	DR385	●		Solid	280	47.5	12.7	11.7	86	4
99L, EMS, Coupe	75 - 79	DR387		●	Solid	269	66.2	10.5	9.5	86	4

900

2.0L	9/85 - 7/87	DR388	●		Solid	280	65.6	12.8	11.7	86	4
2.0L	9/85 - 7/87	DR387		●	Solid	269	66.2	10.5	9.5	86	4
Turbo 16	86 - 88	DR389	●		Vented	280	70	20	18.9	86	4
2.0L & 2.0L Turbo, 2.1L	8/87 - 12/93	DR430	●		Vented	280	43	23.5	21.5	68	4
2.0L & 2.0L Turbo, 2.1L	8/87 - 12/93	DR432		●	Solid	258	43	9	7.5	68	4
2.0L, 2.3L & 2.5L	11/93 - 7/96	DR433	●		Vented	284	41	23.9	21	70	5
2.0L, 2.3L & 2.5L	11/93 - 7/96	DR434		●	Solid	260	69.2	10	8	65.5	5
2.0L, 2.3L & 2.5L	8/96 - 2/98	DR825	●		Vented	287.8	42.3	25	22	70	5
2.0L, 2.3L & 2.5L	8/96 - 2/98	DR826		●	Solid	286	69	10	8	65.5	5

9000

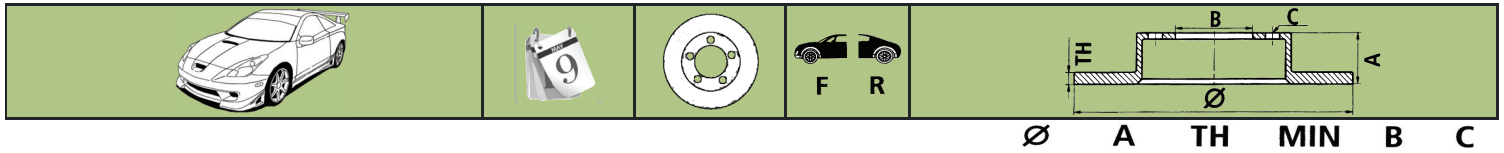
2.0L	1/89 - 12/89	DR430	●		Vented	280	43	23.5	21.5	68	4
2.0L	1/89 - 1/93	DR431	●		Vented	280	44.5	25	23	68	4
2.3L	8/89 - 12/89	DR430	●		Vented	280	43	23.5	21.5	68	4
2.3L	7/89 - 12/98	DR431	●		Vented	280	44.5	25	23	68	4
2.0L	1/89 - 1/93	DR432		●	Solid	258	43	9	7.5	68	4
2.3L	7/89 - 12/98	DR432		●	Solid	258	43	9	7.5	68	4
3.0L	7/94 - 12/98	DR431	●		Vented	280	44.5	25	23	68	4
3.0L	7/94 - 12/98	DR432		●	Solid	258	43	9	7.5	68	4

SEAT

Cordoba

1.6, 1.8L	10/93 - 12/94	DR444	●		Vented	239	38.5	20	18	65	4
2.0L	94 on	DR446	●		Vented	256	38.8	20	18	65	4

Disc Rotors



SEAT

Cordoba

2.0L	94 on	DR832		●	Solid	226	71.2	10	8	Hub	4
1.6, 1.8L	1/95 on	DR240	●		Solid	239	35	11.9	10	65	4

Ibiza

1.4L From Chas: 6K-W-241400	1/95 - 1/97	DR444	●		Vented	239	38.5	20	18	65	4
1.4L to Chas: 6K-W-241400	1/95 - 1/97	DR242	●		Solid	239	39	10	8	65	4
1.4L With ABS	1/95 - 1/97	DR240	●		Solid	239	35	11.9	10	65	4
2.0L	1/95 - 1/97	DR446	●		Vented	256	38.8	20	18	65	4
2.0L	1/95 - 1/97	DR832		●	Solid	226	71.2	10	8	Hub	4

Toledo

2.0L 8V	6/91 - 3/99	DR446	●		Vented	256	38.8	20	18	65	4
2.0L 8V	6/91 - 3/99	DR832		●	Solid	226	71.2	10	8	Hub	4
2.0L 16v	1/95 - 1/97	DR835	●		Vented	280	28.2	22	20	65	5
2.0L 16v	1/95 - 1/97	DR834		●	Solid	226	49	10	8	Hub	5

SKODA

Octavia

With PR No. 1ZE	2/04 on	DR12498	●		Vented	288	49.6	25	22	65	5
With PR No. 1ZF, 1ZM	2/04 on	DR12382	●		Vented	280	49.5	22	19	65	5
With PR No. 1KD	2/04 on	DR12399		●	Solid	255	51.3	10	8	65	5
With PR No. 1KF	2/04 on	DR12499		●	Solid	260	48.3	12	10	65	5

Roomster

1.6L, 1.9L With PR No. 1LN	9/06 on	DR802	●		Vented	288	34.2	25	23	65	5
1.6L, 1.9L With PR No. 1LQ, 1LR	9/06 on	DR800	●		Vented	255.8	36.7	22	19	65	5
1.6L, 1.9L	9/06 on	DR803		●	Solid	231.7	39.5	9	7	65	5

Superb

2.5 & 2.8 V6	02 on	DR12331	●		Vented	312	46.2	25	23	68	10
--------------	-------	----------------	---	--	--------	-----	------	----	-----------	----	----

SMART

City Coupe

.7L Turbo	1/03 - 1/04	DR12441	●		Solid	280	38	9	8	58	3
-----------	-------------	----------------	---	--	-------	-----	----	---	----------	----	---

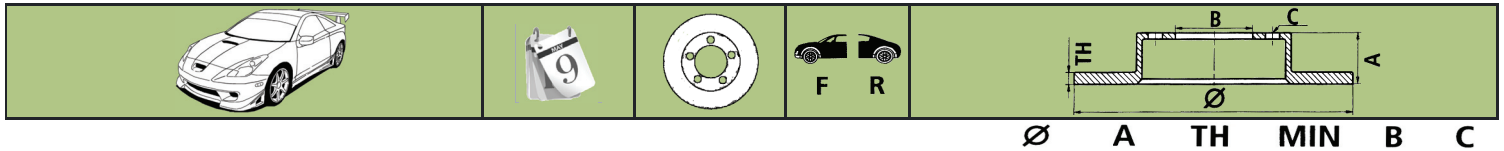
Fortwo

.7L Turbo	1/04 on	DR12441	●		Solid	280	38	9	8	58	3
-----------	---------	----------------	---	--	-------	-----	----	---	----------	----	---

Forfour

1.1, 1.3 & 15L	1/04 on	DR12669	●		Vented	256	45.6	24	21.5	69	4
----------------	---------	----------------	---	--	--------	-----	------	----	-------------	----	---

Disc Rotors



SMART

Forfour

1.1, 1.3 & 15L	1/04 on	DR12756		●	Solid	250	38.4	10	8	69	4
----------------	---------	----------------	--	---	-------	-----	------	----	----------	----	---

Roadster

.7L Turbo	4/03 on	DR12441	●		Solid	280	38	9	8	58	3
-----------	---------	----------------	---	--	-------	-----	----	---	----------	----	---

SSANGYONG

Actyon

2.0L & 2.2L	10/06 on	DR12586	●		Vented	294	56.7	28	26	85	5
-------------	----------	----------------	---	--	--------	-----	------	----	-----------	----	---

Korando

2.3L, 2.9L, 3.2L	97 on	DR554	●		Vented	278	40	24	22	88	6
------------------	-------	--------------	---	--	--------	-----	----	----	-----------	----	---

2.3L, 2.9L, 3.2L	97 on	DR555		●	Solid	300	67	10.5	8.5	105	6
------------------	-------	--------------	--	---	-------	-----	----	------	------------	-----	---

Krypton

2.0L	5/05 on	DR12586	●		Vented	294	56.7	28	26	85	5
------	---------	----------------	---	--	--------	-----	------	----	-----------	----	---

Musso

Musso	96 on	DR554	●		Vented	278	40	24	22	88	6
-------	-------	--------------	---	--	--------	-----	----	----	-----------	----	---

Musso	96 on	DR555		●	Solid	300	67	10.5	8.5	105	6
-------	-------	--------------	--	---	-------	-----	----	------	------------	-----	---

Rexton

RX270	04 on	DR12586	●		Vented	294	56.7	28	26	85	5
-------	-------	----------------	---	--	--------	-----	------	----	-----------	----	---

RX290	03 - 04	DR12487	●		Vented	294	33	26	24	88	6
-------	---------	----------------	---	--	--------	-----	----	----	-----------	----	---

RX270	04 on	DR12782	●		Vented	294	55.4	26	24	96	6
-------	-------	----------------	---	--	--------	-----	------	----	-----------	----	---

Stavic

2.7 & 3.2L	05 on	DR12515	●		Vented	300	68	28	26	85	5
------------	-------	----------------	---	--	--------	-----	----	----	-----------	----	---

2.7 & 3.2L	05 on	DR12516		●	Vented	307	71	20	18.4	85	5
------------	-------	----------------	--	---	--------	-----	----	----	-------------	----	---

SUBARU

Brumby

A 69	78 - 89	DR342	●		Solid	229	46	10	8.5	70	4
------	---------	--------------	---	--	-------	-----	----	----	------------	----	---

AU	85 - 93	DR640	●		Vented	230	52	18	15.5	70	4
----	---------	--------------	---	--	--------	-----	----	----	-------------	----	---

Forester

Wagon ABS & Non-ABS	8/97 - 02	DR648	●		Vented	277	57	24	22	58	5
---------------------	-----------	--------------	---	--	--------	-----	----	----	-----------	----	---

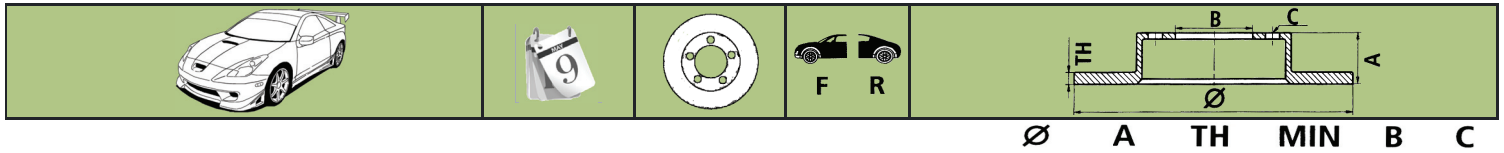
Wagon ABS & Non-ABS	8/97 on	DR644		●	Solid	266	66.8	10	8.5	58	5
---------------------	---------	--------------	--	---	-------	-----	------	----	------------	----	---

X, XS 2.5L 112kW	02 - 08	DR650	●		Vented	294	57	24	22	58	5
------------------	---------	--------------	---	--	--------	-----	----	----	-----------	----	---

2.5L & Turbo	08 on	DR12640	●		Vented	292	56.7	24	22	58	5
--------------	-------	----------------	---	--	--------	-----	------	----	-----------	----	---

2.5L & Turbo	08 on	DR12810		●	Solid	286	63.7	10	8.5	58	5
--------------	-------	----------------	--	---	-------	-----	------	----	------------	----	---

Disc Rotors



SUBARU

Impreza

With 13" wheels	93 - 96	DR645	●		Vented	242	53	18	16	58	5
With 14" wheels, L, LS & LX	93 - 96	DR642	●		Vented	260	57	24	22	58	5
LS, LX	93 - 96	DR644		●	Solid	266	66.8	10	8.5	58	5
All models	97 - 98	DR642	●		Vented	260	57	24	22	58	5
Excl. RS	98 - 02	DR642	●		Vented	260	57	24	22	58	5
RS	98 - 09	DR648	●		Vented	277	57	24	22	58	5
RS	98 - 08	DR644		●	Solid	266	66.8	10	8.5	58	5
RS	07 on	DR12810		●	Solid	286	63.7	10	8.5	58	5
2.5i	09 on	DR648	●		Vented	277	57	24	22	58	5
2.5L GT	09 on	DR12640	●		Vented	292	56.7	24	22	58	5

Legacy

BD5/BG5	9/93 - 12/98	DR648	●		Vented	277	57	24	22	58	5
BD5/BG5	9/93 - 12/98	DR649		●	Vented	266	67.5	18	16	58	5
Heritage 4WD	11/96 on	DR648	●		Vented	277	57	24	22	58	5
RX AWD LE & Sport	11/96 on	DR648	●		Vented	277	57	24	22	58	5
Heritage 4WD	11/96 on	DR649		●	Vented	266	67.5	18	16	58	5
RX AWD LE & Sport	11/96 on	DR649		●	Vented	266	67.5	18	16	58	5
All Sedans & Wagons	10/98 - 02	DR657		●	Solid	290	67.5	10	8.5	58	5
BE5/BH5	02 - 03	DR650	●		Vented	294	57	24	22	58	5
BE5/BH5	02 - 03	DR653		●	Vented	290	67.5	18	16	58	5
Touring Wagon	6/03 on	DR12565	●		Vented	316	56.7	30	28	58	5
Touring Wagon	6/03 on	DR653		●	Vented	290	67.5	18	16	58	5

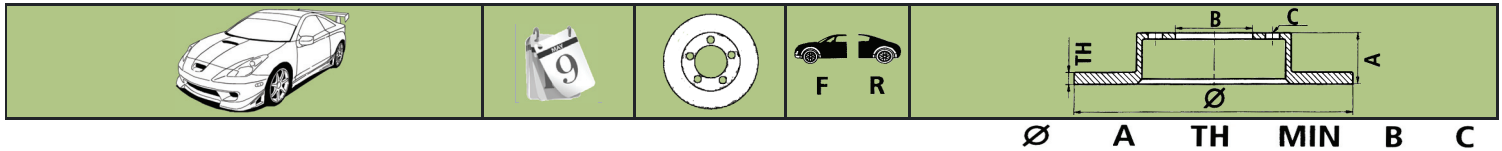
Leone

1400 A22,A32 All	74 - 79	DR342	●		Solid	229	46	10	8.5	70	4
1600 A26,A27,A67 All	74 - 79	DR342	●		Solid	229	46	10	8.5	70	4
1600 & 1800 4WD	80 - 84	DR340	●		Solid	229	52	12.5	10	70	4
1600, 1800	84 - 85	DR640	●		Vented	230	52	18	15.5	70	4
DL,GL All Models	85 - 94	DR641	●		Vented	242	44	18	16	70	4
DL,GL All Models	85 - 94	DR341		●	Solid	226	42.5	10	8.5	80	4

Liberty

4WD Non-Turbo	1990 - 1994	DR642	●		Vented	260	57	24	22	58	5
4WD Turbo	1990 - 1994	DR648	●		Vented	277	57	24	22	58	5
4WD Non-Turbo	1990 - 1994	DR644		●	Solid	266	66.8	10	8.5	58	5
4WD Turbo	1990 - 1994	DR649		●	Vented	266	67.5	18	16	58	5
L	1995 - 01	DR642	●		Vented	260	57	24	22	58	5
L	1995 - 01	DR644		●	Solid	266	66.8	10	8.5	58	5
GT, Lsi, LTD	1996 - 99	DR648	●		Vented	277	57	24	22	58	5
LS	1996	DR642	●		Vented	260	57	24	22	58	5
GT, Lsi, LTD	1996 - 99	DR644		●	Solid	266	66.8	10	8.5	58	5
LS	1996	DR644		●	Solid	266	66.8	10	8.5	58	5
LS	1997	DR648	●		Vented	277	57	24	22	58	5

Disc Rotors



SUBARU

Liberty

LS	1997	DR644		●	Solid	266	66.8	10	8.5	58	5
L, GT	2000 - 01	DR648	●		Vented	277	57	24	22	58	5
L, GT	2000 - 01	DR657		●	Solid	290	67.5	10	8.5	58	5
GT, LTD	2001 - 04	DR650	●		Vented	294	57	24	22	58	5
GT, LTD	2001 - 04	DR657		●	Solid	290	67.5	10	8.5	58	5
L, L-S	2002 - 04	DR648	●		Vented	277	57	24	22	58	5
L, L-S	2002 - 04	DR657		●	Solid	290	67.5	10	8.5	58	5
2.0L & 2.5i, 3.0L	2005	DR648	●		Vented	277	57	24	22	58	5
2.5L GT Turbo	2005 on	DR12565	●		Vented	316	56.7	30	28	58	5
2.0L & 2.5i, 3.0L	2005 on	DR12641		●	Solid	274	67.6	10	8.5	58	5
2.5L GT Turbo	2005 on	DR653		●	Vented	290	67.5	18	16	58	5
2.0L & 2.5i, 3.0L	2006 on	DR12640	●		Vented	292	56.7	24	22	58	5

Outback

Le Wagon	9/96 - 6/98	DR644		●	Solid	266	66.8	10	8.5	58	5
Le Wagon	98 - 01	DR648	●		Vented	277	57	24	22	58	5
All Models	10/98 - 01	DR657		●	Solid	290	67.5	10	8.5	58	5
2.5L & 3.0L H6	01 - 06	DR650	●		Vented	294	57	24	22	58	5
2.5L & 3.0L H6	01 - 06	DR653		●	Vented	290	67.5	18	16	58	5
BP 2.5L Turbo	06 on	DR12640	●		Vented	292	56.7	24	22	58	5
BP 2.5L Turbo	06 on	DR12641		●	Solid	274	67.6	10	8.5	58	5
BR 3.6R	09 on	DR12565	●		Vented	316	56.7	30	28	58	5

Sherpa

KM3 2 Cyl	10/82 - 1/98	DR646	●		Solid	212	28	10	8.5	65	4
KN3 4 Cyl	2/88 - 12/89	DR647	●		Solid	212	18	9	7.5	65	4
KN4 Fiori	12/89 - 10/92	DR647	●		Solid	212	18	9	7.5	65	4

SVX

SVX	3/92 - 8/97	DR652	●		Vented	301.1	57	28	26	58	5
SVX	3/92 - 8/97	DR651		●	Solid	290	67.5	10	8.5	58	5

Tribeca

2.0L & 3.6L Wagon	1/05 on	DR12718	●		Vented	315.5	56.6	30	28	58	5
2.0L & 3.6L Wagon	1/05 on	DR12719		●	Vented	319.6	65.8	18	16	58	5

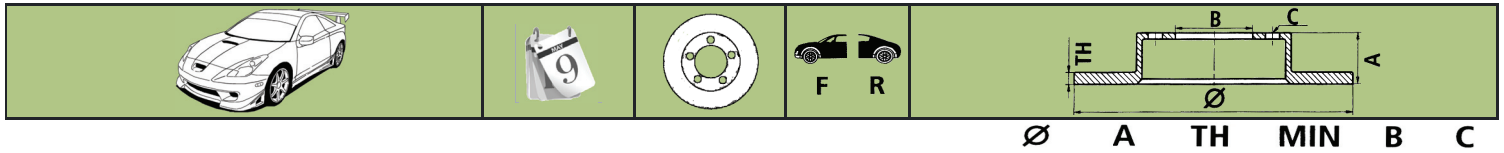
Vortex

AX4	85 - 94	DR641	●		Vented	242	44	18	16	70	4
AX4	85 - 94	DR341		●	Solid	226	42.5	10	8.5	80	4

WRX

Turbo	94 - 98	DR648	●		Vented	277	57	24	22	58	5
Turbo	94 - 98	DR644		●	Solid	266	66.8	10	8.5	58	5
Turbo & Non-Turbo	99 - 03	DR650	●		Vented	294	57	24	22	58	5
Suits 4 Spot Caliper	99 - 00	DR649		●	Vented	266	67.5	18	16	58	5
R180 With 190mm Handbrake	01 - 04	DR656		●	Vented	290	67.5	18	16	58	5

Disc Rotors



SUBARU

WRX

Exc. Sti With 170mm Handbrake	02 - 08	DR653		●	Vented	290	67.5	18	16	58	5
Exc. Sti	03 - 08	DR12640	●		Vented	292	56.7	24	22	58	5
Sti	03 - 10/04	DR654	●		Vented	326	53	30	28	58	5
Exc. Sti	03 - 05	DR644		●	Solid	266	66.8	10	8.5	58	5
Sti	03 - 10/04	DR655		●	Vented	316	67.5	20	18	58	5
Sti With 114.3 PCD	11/04 on	DR12525	●		Vented	326	53.1	30	28	58	5
Sti With 114.3 PCD	11/04 - 08	DR12526		●	Vented	316	67.5	20	18	58	5
Sti 2.5L Turbo	08 on	DR12852		●	Vented	316	63.8	20	18	58	5
Exc. Sti	09 on	DR12640	●		Vented	292	56.7	24	22	58	5

SUZUKI

Alto

Hatch SS80	81 - 89	DR511	●		Solid	213	33.5	11	10	86	4
1.0L	93 - 99	DR022	●		Vented	231	50	17	15	64	4
GF 1.0L	09 on	DR12766	●		Vented	231	51.4	20	18	60	4

APV

1.6L	05 - 07	DR12628	●		Vented	249	44.1	18	16	64	5
------	---------	----------------	---	--	--------	-----	------	----	-----------	----	---

Baleno

1.3i, 1.6i 16V	4/95 on	DR519	●		Vented	235	49.5	20	18	60	4
1.8 GTX	3/96 on	DR520	●		Vented	246	50	20	18	60	4
1.8 GTX	3/96 on	DR521		●	Solid	240	33	10	8	58	4

Carry

Van & Ute 1.3L GA413	99 on	DR522	●		Vented	231	44	17	15	60	4
----------------------	-------	--------------	---	--	--------	-----	----	----	-----------	----	---

Grand Vitara

2.0L LWB, 2.5L & XL-7	4/98 on	DR579	●		Vented	310	29	22	20	108	5
SQ416 Soft-top & SQ420 Hard Top	10/98 on	DR524	●		Vented	287	29	17	15	108	5
JA627 2.7L V6 XL-7	01 - 05	DR579	●		Vented	310	29	22	20	108	5
4 Cyl & V6	06 on	DR12531	●		Vented	295	49.2	25	23	61.8	5

Hatch

SS80V	81 - 85	DR511	●		Solid	213	33.5	11	10	86	4
-------	---------	--------------	---	--	-------	-----	------	----	-----------	----	---

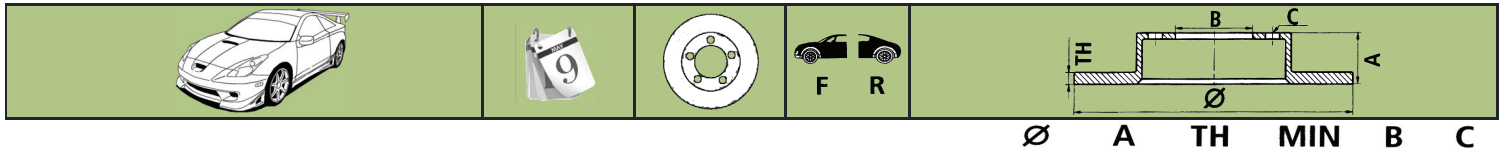
Ignis

SF413 1.3L 3/5 Door	94 on	DR022	●		Vented	231	50	17	15	64	4
Ignis 1.3L 3/5Door & Hatch	10/00 on	DR523	●		Vented	257	49	17	15	60	4

Jimny

SN413 1.3L	98 - 07	DR513	●		Solid	290	46.5	10	8	107	5
SN413 E24 1.3L	7/07 on	DR12836	●		Solid	290	45.9	10	8	108.3	5

Disc Rotors



SUZUKI

Kizashi

FR 2.4L	10 on	DR12819	●		Vented	300	49.5	26	24	62	5
FR 2.4L	10 on	DR12820		●	Solid	278	46.1	12	11	62	5

Liana

LH416, LH418	02 on	DR520	●		Vented	246	50	20	18	60	4
--------------	-------	--------------	---	--	--------	-----	----	----	-----------	----	---

Mighty Boy

SS40T	84 - 88	DR511	●		Solid	213	33.5	11	10	86	4
-------	---------	--------------	---	--	-------	-----	------	----	-----------	----	---

Sierra

1.0L 4WD SJ40,410,413	83 - 86	DR510	●		Solid	290	45.9	10	9	107	5
1.3L 4WD SJ50, 70, 80	10/84 - 1/96	DR510	●		Solid	290	45.9	10	9	107	5
Stockman MG410 Ute	90 - 99	DR510	●		Solid	290	45.9	10	9	107	5
SJ413, SJ80	96 - 10/98	DR513	●		Solid	290	46.5	10	8	107	5

Super Carry

SK410 1.0L	85 - 88	DR012	●		Solid	215	33.5	10	8	86	4
------------	---------	--------------	---	--	-------	-----	------	----	----------	----	---

Swift

SA310, SA413	2/85 - 88	DR012	●		Solid	215	33.5	10	8	86	4
GTi SA413, AA33S	10/86 - 88	DR512	●		Vented	231	52	17	15	64	4
SF310, 413, 416 SOHC	89 - 94	DR022	●		Vented	231	50	17	15	64	4
SF416, 413, Gti DOHC	89 - 98	DR516	●		Vented	250	47	18.5	16.5	64	4
GTi SF413	89 - 98	DR517		●	Solid	240	35	10	8	64	4
RS415 Sport	05 on	DR12533	●		Vented	276	40	20	18	62	5
SG 1.3L & 1.5L	5/05 on	DR12611	●		Vented	252	40	20	18	60	4
RS415 Sport	05 on	DR12631		●	Solid	278	43.5	9	8	62	5

SX4

GYA 2.0L	06 on	DR12727	●		Vented	278	47	22	20	62	5
GYA 2.0L	06 on	DR12631		●	Solid	278	43.5	9	8	62	5

Vitara

JX, J LX SE416 2 Door Hard Top	88 - 98	DR513	●		Solid	290	46.5	10	8	107	5
SE416 4 Door Wagon	91 - 98	DR514	●		Vented	287	46	17	15	107	5
SV420, SV620 2.0L 4 Door Wagon	96 - 4/98	DR518	●		Vented	310	46	22	20	107	5

Wagon R+

1.0L 4Cyl	97 on	DR515	●		Vented	231	49	17	15	60	4
-----------	-------	--------------	---	--	--------	-----	----	----	-----------	----	---

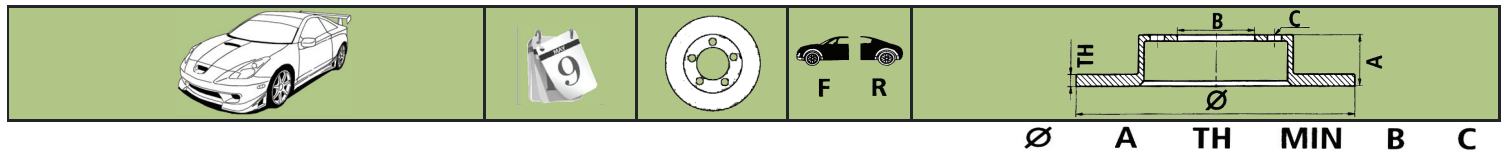
X-90

1.6L	95 - 98	DR513	●		Solid	290	46.5	10	8	107	5
------	---------	--------------	---	--	-------	-----	------	----	----------	-----	---

XL-7

V6 4WD	01 - 04	DR12349	●		Vented	310	29.1	22	20	108.4	5
--------	---------	----------------	---	--	--------	-----	------	----	-----------	-------	---

Disc Rotors



TOYOTA

4 Runner

LN60, YN60	8/83 - 7/98	DR154	●		Solid	302	49	12.7	11.5	100	6
LN61	8/85 - 8/88	DR780	●		Vented	289	64.5	20	18	100	6
YN63	8/85 - 3/89	DR780	●		Vented	289	64.5	20	18	100	6
LN130, RN130, VZN130, YN130	8/88 - 8/91	DR780	●		Vented	289	64.5	20	18	100	6
LN130, RN130, VZN130	8/91 - 11/95	DR775	●		Vented	291	66	25	23	100	6

Aurion

GSV40R	6/06 on	DR12440	●		Vented	295	49	28	25	62	5
GSV40R	6/06 on	DR12435		●	Solid	286	66	10	8.5	62	5

Avalon

MCX10	4/00 - 9/03	DR735	●		Vented	275	49.5	28	26	62	5
MCX10	4/00 - 9/03	DR757		●	Solid	291	64.7	9	8	62	5
MCX10	9/03 - 6/05	DR12434	●		Vented	275	50	28	26	62	5
MCX10	9/03 - 6/05	DR12435		●	Solid	286	66	10	8.5	62	5

Avensis

AZT25# Series (Imported)	7/03 - 11/08	DR12552	●		Vented	295	49.3	26	24	55	5
--------------------------	--------------	----------------	---	--	--------	-----	------	----	-----------	----	---

Avensis Verso

ACM20, ACM21	5/01 on	DR735	●		Vented	275	49.5	28	26	62	5
ACM20, ACM21	5/01 on	DR697		●	Solid	291	68.5	12	10.5	62	5

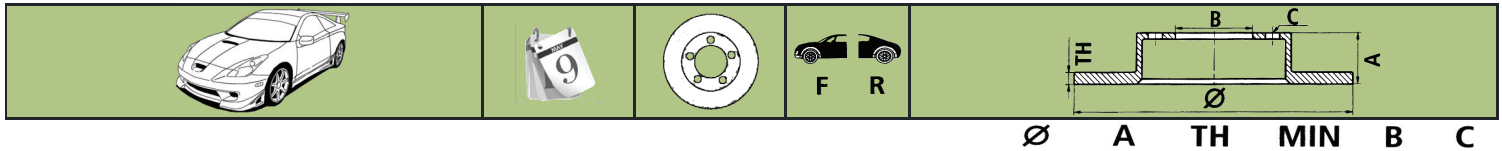
Blizzard

LD10 4WD	82 - 4/84	DR292	●		Solid	277	30	12.5	11.5	96	5
----------	-----------	--------------	---	--	-------	-----	----	------	-------------	----	---

Camry

SV11	3/83 - 10/86	DR149	●		Vented	243	45	22	21	54	5
SV20 Series I & II	11/86 - 4/89	DR730	●		Vented	255	47.5	22	21	54	5
SV20 Series I & II	11/86 - 4/89	DR741		●	Solid	269	65	10	9	54	5
SV21, SV22	87 - 10/92	DR730	●		Vented	255	47.5	22	21	54	5
SV21, SV22	87 - 10/92	DR741		●	Solid	269	65	10	9	54	5
VZV20 Series I & II	2/88 - 10/92	DR732	●		Vented	255	48	25	24	54	5
VZV21, VZV22	2/88 - 10/92	DR732	●		Vented	255	48	25	24	54	5
VZV20 Series I & II	2/88 - 10/92	DR741		●	Solid	269	65	10	9	54	5
VZV21, VZV22	2/88 - 10/92	DR741		●	Solid	269	65	10	9	54	5
SDV10, SVX10 4Cyl	11/92 - 7/97	DR733	●		Vented	255	49	28	26	62	5
VCV10, VDV10 Vienta V6	8/92 - 8/97	DR735	●		Vented	275	49.5	28	26	62	5
VCV10, VDV10 All Sedans	8/92 - 8/97	DR736		●	Solid	269	65	10	9	62	5
VDV10 V6 All Wagons	11/92 - 7/97	DR734		●	Solid	288	65	10	9	62	5
MCV20	7/97 - 02	DR735	●		Vented	275	49.5	28	26	62	5
SVX20	7/97 - 02	DR733	●		Vented	255	49	28	26	62	5
MCV20	7/97 - 02	DR736		●	Solid	269	65	10	9	62	5
SVX20	7/97 - 02	DR736		●	Solid	269	65	10	9	62	5
ACV & MCV36	8/02 - 6/06	DR12434	●		Vented	275	50	28	26	62	5
ACV & MCV36	8/02 - 6/06	DR12435		●	Solid	286	66	10	8.5	62	5

Disc Rotors



TOYOTA

Camry

ACV40R	6/06 on	DR12440	●		Vented	295	49	28	25	62	5
ACV40R	6/06 on	DR12435		●	Solid	286	66	10	8.5	62	5

Celica

TA22, TA23	71 - 7/77	DR139	●		Solid	228	17.9	10	9	64	4
RA23, RA28 Lift back	76 - 7/77	DR140	●		Solid	254	16	12.7	11.5	73	4
RA40, RA40B	8/77 - 7/81	DR140	●		Solid	254	16	12.7	11.5	73	4
MA61, RA65 2.4L	8/81 - 12/85	DR146	●		Vented	258	26	20	19	76	4
RA60 Coupe Lift Back	8/81 - 9/83	DR146	●		Vented	258	26	20	19	76	4
SA63	8/81 - 12/85	DR146	●		Vented	258	26	20	19	76	4
ST162 ST	8/86 - 8/87	DR740	●		Vented	243	48	22	21	54	4
ST162 SX	8/86 - 8/89	DR739	●		Vented	258	47.5	22	21	54	5
ST162 SX	8/86 - 8/89	DR741		●	Solid	269	65	10	9	54	5
ST183	9/89 - 8/91	DR742	●		Vented	255	46	22	20	54	5
ST184 2WD	10/89 - 8/91	DR742	●		Vented	255	46	22	20	54	5
ST184 2WD	8/91 - 11/93	DR743	●		Vented	278	46	25	23	54	5
ST185 4WD	10/89 - 11/93	DR743	●		Vented	278	46	25	23	54	5
ST184 2WD	10/89 - 11/93	DR741		●	Solid	269	65	10	9	54	5
ST185 4WD	10/89 - 11/93	DR744		●	Solid	288	60	10	9	54	5
ST204 2WD & GT	11/93 - 8/99	DR747	●		Vented	275	49	28	26	55	5
ST204 2WD & GT	11/93 - 8/95	DR741		●	Solid	269	65	10	9	54	5
ST205 4WD	2/94 on	DR560	●		Vented	315	59	32	30	55	5
ST205 4WD	2/94 on	DR561		●	Vented	315	59	16	15	55	5
ST202	8/95 - 8/99	DR747	●		Vented	275	49	28	26	55	5
ST202	8/95 - 8/99	DR764		●	Solid	269	65	9	8	55	5
ST204 2WD & GT	8/95 - 8/99	DR764		●	Solid	269	65	9	8	55	5
ZZT231 1.8L DOHC	8/99 - 9/05	DR562	●		Vented	275	49.5	25	23	55	5
ZZT231 1.8L DOHC	8/99 - 9/05	DR563		●	Solid	269	55.6	9	7.5	55.1	5

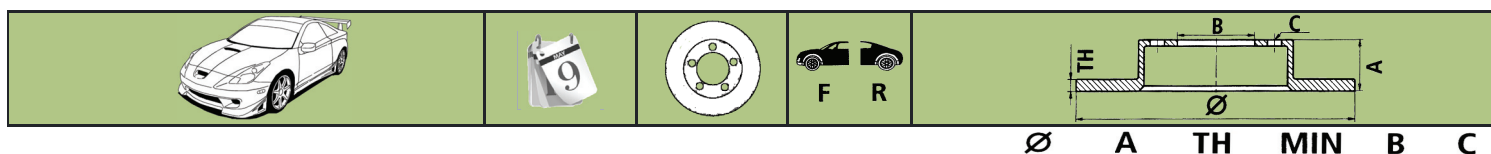
Coaster

BB20, BB21	5/82 - 1/93	DR770	●		Vented	300	49	30	29	106.5	5
HB30, HZB30	5/82 - 1/93	DR770	●		Vented	300	49	30	29	106.5	5
BB40, HZB50	1/93 on	DR771	●		Vented	296	101	35	32	126	5
BB50	7/99 - 8/06	DR771	●		Vented	296	101	35	32	126	5
XZB50	8/04 on	DR771	●		Vented	296	101	35	32	126	5

Corolla

KE10, KE20 Series	3/68 - 7/74	DR141	●		Solid	200	36	10	9	64	4
KE30, KE50 - Imported Brakes	8/74 - 9/81	DR142	●		Solid	218	30	10	9	64	4
KE & AE Series - Local Brakes	10/81 - 12/84	DR144	●		Solid	218	30	12.7	11.5	64	4
KE70 Panel Van	10/81 - 9/83	DR145	●		Solid	228	32	12.7	11.5	64	4
AE71 Panel Van	9/83 - 12/84	DR700	●		Solid	234	38	12.5	11.5	64	4
AE86 Sprinter	5/83 - 12/85	DR12069	●		Vented	234	38	18	17	64	4
AE86 Sprinter	5/83 - 11/84	DR700	●		Solid	234	38	12.5	11.5	64	4

Disc Rotors



TOYOTA

Corolla

AE80, 82 SOHC	85 - 12/88	DR701	●		Solid	243	48	13.5	12.5	54	4
AE82 DOHC	86 - 12/88	DR702	●		Vented	243	48	18	17	54	4
AE82 DOHC	86 - 12/88	DR703		●	Solid	242	37	9	8	54	4
AE95 4WD	2/88 - 94	DR704	●		Vented	238	48	18	17	54	4
AE90, 92, 93, 94 DOHC	8/89 - 6/91	DR704	●		Vented	238	48	18	17	54	4
AE90, 92, 94 SOHC	1/89 - 10/94	DR701	●		Solid	243	48	13.5	12.5	54	4
AE92 SX 4AGE	8/89 - 6/91	DR703		●	Solid	242	37	9	8	54	4
AE93 DOHC	6/91 - 10/94	DR708	●		Vented	258	48	22	20	54	4
AE92 GT,GS Ultima 4AGE	6/91 - 10/92	DR703		●	Solid	242	37	9	8	54	4
AE93 4AGE	10/92 - 94	DR703		●	Solid	242	37	9	8	54	4
AE101	2/94 - 7/99	DR711	●		Vented	238	48	22	20	55	4
AE102	7/94 - 7/99	DR709	●		Vented	255	48	22	20	55	4
AE102 Sprinter	2/94 - 5/96	DR709	●		Vented	255	48	22	20	55	4
AE102	7/94 - 7/99	DR710		●	Solid	266	37	9	8	55	4
AE102 Sprinter	2/94 - 5/96	DR710		●	Solid	266	37	9	8	55	4
AE112 Import & Turbo	5/97 - 01	DR709	●		Vented	255	48	22	20	55	4
AE112 Import & Turbo	2/97 - 01	DR710		●	Solid	266	37	9	8	55	4
ZZE122	12/01 on	DR712	●		Vented	255	49.5	25	23	55	4
ZZE122	12/01 on	DR713		●	Solid	269	56	9	8	55	4
ZZE122 Sth African Built	12/01 on	DR12398		●	Solid	257	55.8	9	8	55	4
ZZE123 1.8L Sportivo	5/03 on	DR12389	●		Vented	275	49.1	25	23	55	4
ZZE123 1.8L Sportivo	5/03 on	DR12390		●	Solid	279	55.8	9	8	55	4
ZZE122 Conquest	10/05 - 2/07	DR12389	●		Vented	275	49.1	25	23	55	4
ZRE152	3/07 on	DR12493	●		Vented	275	46	21	19	62	5
ZRE152	3/07 on	DR12619		●	Solid	259	30.4	9	7.5	62	5

Corona

RT40, RT40L	67 - 1/70	DR137	●		Solid	241	56	10	9	74	4
RT80, RT81	2/70 - 9/73	DR139	●		Solid	228	17.9	10	9	64	4
RT104, RT118	8/73 - 9/79	DR138	●		Solid	266	42	12.7	11.5	76	4
XT130, XT131	10/79 - 5/83	DR138	●		Solid	266	42	12.7	11.5	76	4
RT132, RT133	2/82 - 5/83	DR138	●		Solid	266	42	12.7	11.5	76	4
RT142 2.4L	6/83 - 4/87	DR705	●		Solid	250	25	12.7	11.5	76	4
ST141 2.0L	6/83 - 4/87	DR705	●		Solid	250	25	12.7	11.5	76	4
ST141 2.0L	6/83 - 4/87	DR706		●	Solid	280	79	10.5	9.4	60	4
RT142 With IRS	10/85 - 12/86	DR707		●	Solid	269	60.5	10	9	60	4

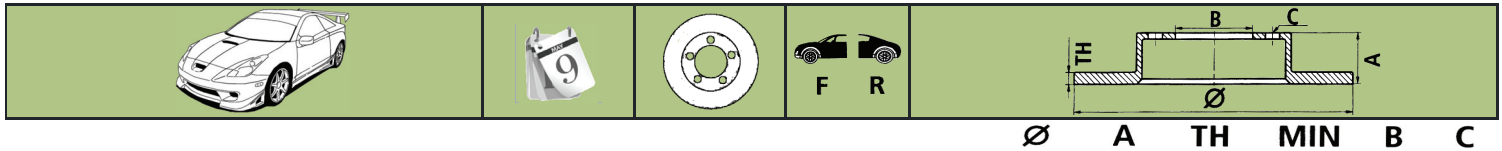
Corona MKII

RT72	1/68 - 12/71	DR143	●		Solid	243	53.5	10	9	74	4
MX 10, 13, 22, 23	1/72 - 11/76	DR138	●		Solid	266	42	12.7	11.5	76	4

Cressida

MX32, MX36	12/76 - 8/80	DR138	●		Solid	266	42	12.7	11.5	76	4
MX62	9/80 - 7/84	DR720	●		Vented	248	28.5	18	17	76	4

Disc Rotors



TOYOTA

Cressida

MX73	8/84 - 8/88	DR721	●		Vented	248	40	22	21	76	4
MX73	8/84 - 8/88	DR722		●	Vented	269	61	18	17	60	4
MX83	9/88 - 8/90	DR570	●		Vented	256	68	20	19	60	5
MX83 Imported	8/88 - 92	DR12201	●		Vented	279	68	22	21	60	5
MX83	8/88 - 2/93	DR571		●	Solid	272	66	10	9	60	5
MX83 Imported	8/88 - 92	DR12202		●	Vented	272	70	18	17	70	5
MX83	8/90 - 2/93	DR572	●		Vented	256	68	22	21	60	5

Crown

MS65 Sedan	2/71 - 9/74	DR724	●		Solid	266	42	12.7	11.3	76	5
MS85	10/74 - 7/78	DR724	●		Solid	266	42	12.7	11.3	76	5
MS83 Wagon	75 - 77	DR724	●		Solid	266	42	12.7	11.3	76	5
MS85, MS112	11/75 - 9/83	DR725	●		Solid	261	60	12.5	11.5	67	5
MS85 Sedan All except Royal	2/78 - 8/79	DR727	●		Vented	252	26	20	19	76	5
MS112 Royal	4/79 - 9/83	DR727	●		Vented	252	26	20	19	76	5
MS123 - Internal Drum 167mm	8/83 - 6/86	DR728	●		Vented	252	40	20	19	76	5
MS123 - Internal Drum 167mm	8/83 - 6/86	DR729		●	Vented	268	64	18	17	67	5
MS123 Royal	8/83 - 6/86	DR731		●	Solid	269	65	12	11	67	5

Dyna 300

XZU417 616 5.5 Tonne	07 - 11	CDR1037	●		Vented	296	90	35	33	126	5
XZU417 616 5.5 Tonne	07 - 11	CDR1076		●	Vented	281	92.8	30	28	117	5

Dyna

BU, YU, BU100 Except WU90	9/84 on	DR770	●		Vented	300	49	30	29	106.5	5
LH80R, YH81 - 100	8/85 - 3/88	DR156	●		Vented	257	47	25	24	84	5
YY5#, 6#, LY6# - 150	8/85 - 94	DR772	●		Vented	258	52	25	24	91	6
LY211	5/95 - 10/01	DR772	●		Vented	258	52	25	24	91	6
YY100R	5/95 - 8/01	DR156	●		Vented	257	47	25	24	84	5
XZU302, 307, 342	10/00 - 12/02	CDR1037	●		Vented	296	90	35	33	126	5
LY220, LY230	7/01 - 12/04	DR12835	●		Vented	287	55.7	29	26	100	6
XZU305 With 15" Wheels	12/02 - 10/06	DR12760	●		Vented	280	90	35	33	126	5
XZU305 With DRW	12/02 - 10/06	CDR1037	●		Vented	296	90	35	33	126	5

Echo

NCP10, NCP12	3/99 - 8/05	DR723	●		Vented	235	43	18	16	55	4
NCP13	01 - 03	DR753	●		Vented	255.1	43.1	20	18	55	4

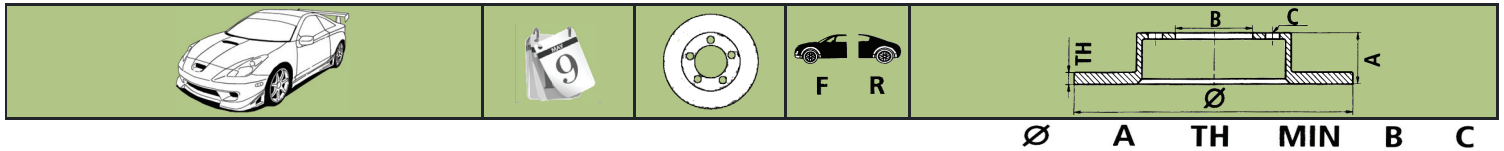
FJ Cruiser

GSJ15	9/07 on	DR12530	●		Vented	318.7	67.4	28	26	108	6
GSJ15	7/07 - 7/09	DR793		●	Vented	312	68	18	16	106	6
GSJ15	8/09 on	DR12741		●	Vented	312.1	68.1	18	16	108	6

Hiace

LH11, 20, 30	12/81 - 7/85	DR155	●		Vented	252	26.5	20	19	79	5
RH11, 20, 22, 32, 42	12/81 - 11/82	DR155	●		Vented	252	26.5	20	19	79	5

Disc Rotors



TOYOTA

Hiace

YH5, 6, 7 LH5, 6, 7	12/82 - 7/89	DR156	●		Vented	257	47	25	24	84	5
YH56, 66, LH56, 66	8/86 - 8/87	DR12357	●		Vented	287	51	22	21	100	6
LH, RZH103, 113, 125	8/89 - 11/94	DR766	●		Vented	255	47	25	23	84	5
KZH106 4WD Import	8/93 - 1/05	DR12214	●		Vented	285	48.5	28	26	100.1	6
LH184	11/94 on	DR767	●		Vented	285	46	28	26	84	5
LH172 With 15" Wheels	8/95 - 1/05	DR767	●		Vented	285	46	28	26	84	5
RCH12 SBV 6 Stud Holes	8/95 - 10/99	DR768	●		Vented	285	46	28	26	84	6
LH162	7/99 - 8/04	DR766	●		Vented	255	47	25	23	84	5
LH162 With 15" Wheels	7/99 - 8/04	DR767	●		Vented	285	46	28	26	84	5
LH172	7/99 - 1/05	DR766	●		Vented	255	47	25	23	84	5
RCH22 SBV 6 Stud Holes	7/99 - 11/03	DR768	●		Vented	285	46	28	26	84	6
LH175 15" Wheels	8/00 on	DR767	●		Vented	285	46	28	26	84	5
KDH200, KDH223, TRH201, TRH221, TRH2	1/05 on	DR12488	●		Vented	285	48.6	28	26	105	6

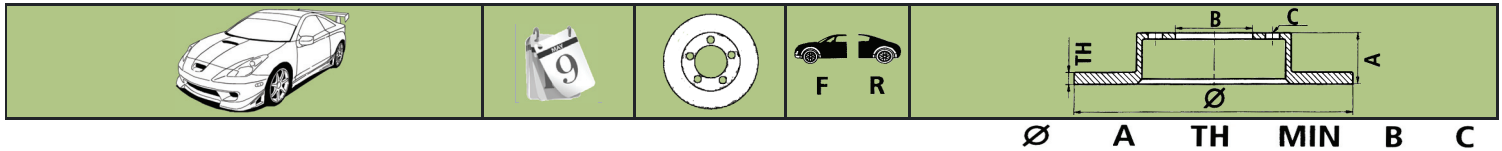
Hilux 2WD

LN30, 40	8/78 - 9/83	DR155	●		Vented	252	26.5	20	19	79	5
RN30, 31, 40 ,41	8/78 - 9/83	DR155	●		Vented	252	26.5	20	19	79	5
RN41 RMSQ SR5	8/78 - 7/83	DR152	●		Solid	266	43	12.7	11.5	79	5
RN50, YN50 Series	8/78 - 3/89	DR156	●		Vented	257	47	25	24	84	5
RN90 Rare Model	8/78 - 7/97	DR783	●		Vented	254	46	22	20	84	5
LN50/51/55/56 2.2 & 2.4L	8/83 - 88	DR156	●		Vented	257	47	25	24	84	5
YN56 1.8L	8/83 - 88	DR156	●		Vented	257	47	25	24	84	5
YN57 SR5	8/85 - 3/87	DR781	●		Vented	248	46	22	21	84	5
RN85	8/88 - 8/97	DR156	●		Vented	257	47	25	24	84	5
YN85/90 1.8L	89 - 97	DR156	●		Vented	257	47	25	24	84	5
LN147/152	8/97 on	DR156	●		Vented	257	47	25	24	84	5
LN85 2.4L Diesel	8/97 on	DR156	●		Vented	257	47	25	24	84	5
RZN147/149/154	8/97 - 2/05	DR156	●		Vented	257	47	25	24	84	5
GGN, KUN & TGN Series	8/04 - 8/10	DR12454	●		Vented	255	58.6	28	26	62	5
GGN, KUN & TGN Series	8/08 on	DR12775	●		Vented	275	58.6	28	26	62	5

Hilux 4WD

RN36, 46 10.5mm Stud Holes	1/79 - 8/80	DR153	●		Solid	302	49	12.7	11.5	100	6
RN36, RN46, LN36, RN46	8/80 - 9/83	DR154	●		Solid	302	49	12.7	11.5	100	6
LN60/65	8/83 - 3/89	DR154	●		Solid	302	49	12.7	11.5	100	6
YN60/65/67 15mm Stud Holes	8/83 - 3/89	DR154	●		Solid	302	49	12.7	11.5	100	6
LN, YN61	8/85 - 3/89	DR780	●		Vented	289	64.5	20	18	100	6
LN107/111/172	8/88 on	DR780	●		Vented	289	64.5	20	18	100	6
RN105, LN106, YN106	8/88 - 7/97	DR151	●		Vented	302	49	20	19	100	6
RN106, RN110	8/88 on	DR780	●		Vented	289	64.5	20	18	100	6
RN61	88 - 91	DR780	●		Vented	289	64.5	20	18	100	6
LN, RN, YN, VZN130	8/89 - 8/91	DR780	●		Vented	289	64.5	20	18	100	6
LN, RN, VZN, KZN130	8/91 - 11/95	DR775	●		Vented	291	66	25	23	100	6

Disc Rotors



TOYOTA

Hilux 4WD

KZN165	8/97 on	DR780	●		Vented	289	64.5	20	18	100	6
LN167, LN172	8/97 on	DR780	●		Vented	289	64.5	20	18	100	6
RZN169, RZN174	8/97 on	DR780	●		Vented	289	64.5	20	18	100	6
VZN167, 172	8/02 - 2/05	DR780	●		Vented	289	64.5	20	18	100	6
GGN & KUN Series	04 on	DR12425	●		Vented	297	67.4	25	23	108	6

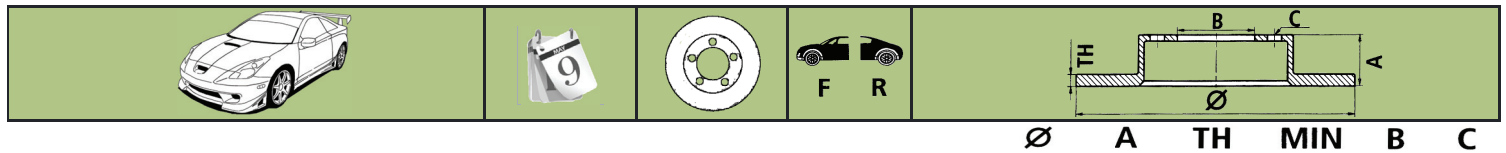
Kluger

MCU28	8/03 - 07	DR12322	●		Vented	296	49.2	28	26	62	5
MCU28	8/03 - 07	DR12384		●	Solid	288	69.4	10	8.5	62	5
GSU4#	5/07 on	DR12621	●		Vented	328	49	28	25	62	5
GSU4#	5/07 on	DR12622		●	Solid	309	69.5	10	8.5	62	5

Landcruiser

BJ40, HJ45, FJ40/55 10.5mm Stud Holes	9/79 - 7/80	DR150	●		Vented	302	49	20	19	100	6
BJ42	8/80 - 10/84	DR151	●		Vented	302	49	20	19	100	6
FJ40, FJ60 & FJ70 Series	80 - 5/93	DR151	●		Vented	302	49	20	19	100	6
HJ47, 60, 61, 75	80 - 92	DR151	●		Vented	302	49	20	19	100	6
HZJ70, 73, 75	80 - 99	DR151	●		Vented	302	49	20	19	100	6
PZJ70, 73	80 - 92	DR151	●		Vented	302	49	20	19	100	6
BJ60, 70, 73, 74	11/84 - 1/90	DR151	●		Vented	302	49	20	19	100	6
RJ70, LJ70	11/84 - 8/92	DR154	●		Solid	302	49	12.7	11.5	100	6
FJ80, FZJ80, HDJ80, HZJ80	1/90 - 8/92	DR782	●		Vented	286	58	25	23	106	6
FJ80, HDJ80, HZJ80	90 - 8/92	DR785		●	Vented	312	103	18	16	106	6
HZJ70, 73, 75, FZJ75	90 on	DR787		●	Vented	312	68	18	16	106	6
FZJ75	8/92 on	DR151	●		Vented	302	49	20	19	100	6
FZJ80, HDJ80, HZJ80	8/92 - 1/98	DR784	●		Vented	311	58	32	30	105	6
FZJ80, HDJ80, HZJ80	8/92 - 1/98	DR786		●	Vented	336	103	18	16	106	6
VZJ/KZJ90, LJ/RZJ90	7/96 on	DR792	●		Vented	319	70	22	20	108	6
VZJ/KZJ90, LJ/RZJ90	7/96 on	DR793		●	Vented	312	68	18	16	106	6
FZJ105R, HZJ105R 6Cyl	98 on	DR790	●		Vented	322	65	32	30	115	5
UZJ100R, HDJ100R	98 on	DR788	●		Vented	312	71	32	30	115	5
FZJ105R, HZJ105R 6Cyl	98 on	DR791		●	Vented	335	103	18	16	110	5
UZJ100R, HDJ100R	98 on	DR789		●	Vented	330	103	18	16	110	5
78 & 79 Series	8/99 on	DR790	●		Vented	322	65	32	30	115	5
HZJ78, HDJ78	8/99 on	DR790	●		Vented	322	65	32	30	115	5
78 & 79 Series	8/99 on	DR794		●	Vented	312	102.5	18	16	110	5
HZJ78, HDJ78	8/99 on	DR794		●	Vented	312	102.5	18	16	110	5
90 Series	9/02 on	DR2700	●		Vented	338	68	28	26	108	6
90 Series	9/02 on	DR793		●	Vented	312	68	18	16	106	6
GRJ12#, KDJ120, KZJ120, TRJ12#	6/05 on	DR2700	●		Vented	338	68	28	26	108	6
GRJ12#, KDJ120, KZJ120, TRJ12#	6/05 on	DR793		●	Vented	312	68	18	16	106	6
UZJ200, VDJ200	8/07 on	DR12561	●		Vented	340	83.2	32	29	112	5
VDJ70 Series	1/07 on	DR790	●		Vented	322	65	32	30	115	5

Disc Rotors



TOYOTA

Landcruiser

UZJ200, VDJ200	8/07 on	DR12562		●	Vented	345	76.2	18	16	112	5
VDJ70 Series	1/07 on	DR794		●	Vented	312	102.5	18	16	110	5

Lexcen

VN - VP I, II, III 3 Non-ABS	6/89 - 5/92	DR015	●		Vented	270	82	22	20	HUB	5
VN I, III, VP I, III Non-IRS	6/89 - 5/93	DR016		●	Solid	279	83	10.5	8.5	70	5
VP With IRS	9/91 - 5/93	DR026		●	Solid	279	67	10.5	8.5	70	5
VP I & III Suitable for ABS - No sensor	7/92 - 5/93	DR027	●		Vented	290	82	23	20	HUB	5
VP I, VP III	5/92 - 7/92	DR025	●		Vented	270	82	23	20	HUB	5
VR, VS	6/93 on	DR035	●		Vented	289	83	23	20	70	5
VR, VS Non-IRS	6/93 on	DR016		●	Solid	279	83	10.5	8.5	70	5
VR, VS with IRS	6/93 on	DR036		●	Solid	279	86	10.7	8.5	70	5

Liteace

KM20 RV 4 Door Van	10/79 - 10/82	DR755	●		Vented	230	37	18	17	74	4
CM20, KM20, YM21	10/82 - 8/85	DR756	●		Vented	230	44	20	19	74	4
CM30, 35, KM36, YM30, 35	9/85 - 8/88	DR158	●		Vented	255	42	20	19	74	4
YM40	86 - 8/88	DR758	●		Vented	260	45	20	19	95	5

MR2

AW11	11/87 - 89	DR750	●		Vented	258	47	22	21	54	4
AW11	11/87 - 89	DR751		●	Solid	258	40.5	10	9	54	4
SW20	12/89 - 12/91	DR580	●		Vented	258	47.5	25	24	62	5
SW20	12/89 - 12/91	DR581		●	Vented	263	45	16	15	62	10
SW20	12/91 on	DR582	●		Vented	275	47	30	28	62	5
SW20	12/91 on	DR583		●	Vented	281	46.5	22	21	62	10
Spyder Turbo & Non-Turbo	12/99 on	DR753	●		Vented	255.1	43.1	20	18	55	4
ZZW30R	12/99 - 9/05	DR753	●		Vented	255.1	43.1	20	18	55	4
Spyder Turbo & Non-Turbo	12/99 on	DR754		●	Vented	263	41.5	16	15	55	4
ZZW30R	12/99 - 9/05	DR754		●	Vented	263	41.5	16	15	55	4

Paseo

EL44 1.5L Coupe	4/91 - 94	DR695	●		Vented	254	43	18	17	55	4
EL44 1.5L Coupe	8/92 - 94	DR696		●	Solid	240	80	9	8	Hub	4
EL54	8/95 on	DR695	●		Vented	254	43	18	17	55	4

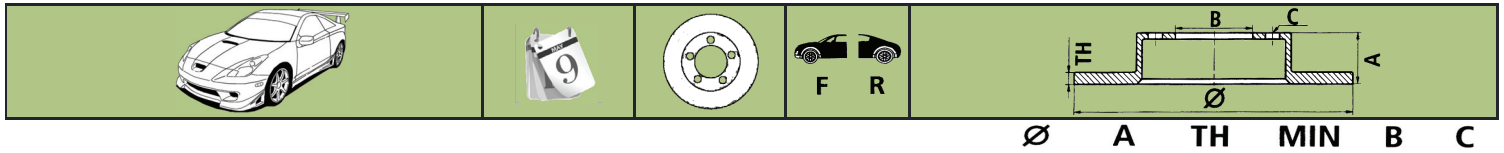
Prado

VZJ/KZJ95, LJ/RZJ95	7/96 on	DR792	●		Vented	319	70	22	20	108	6
VZJ/KZJ95, LJ/RZJ95	7/96 on	DR793		●	Vented	312	68	18	16	106	6
GRJ, KDJ, KZJ, LJ, RZJ, TRJ12# Series	9/02 on	DR2700	●		Vented	338	68	28	26	108	6
GRJ, KDJ, KZJ, LJ, RZJ, TRJ12# Series	9/02 on	DR793		●	Vented	312	68	18	16	106	6
GRJ, KDJ150 Series	8/09 on	DR12740	●		Vented	338	68.4	31.8	29	108	6
GRJ, KDJ150 Series	8/09 on	DR12741		●	Vented	312.1	68.1	18	16	108	6

Prius

NHW11R 4D Sedan 1.5L	2/01 on	DR712	●		Vented	255	49.5	25	23	55	4
----------------------	---------	--------------	---	--	--------	-----	------	----	-----------	----	---

Disc Rotors



TOYOTA

Prius

NHW11R 4D Sedan 1.5L	2/01 on	DR713		●	Solid	269	56	9	8	55	4
NHW20	8/03 - 3/09	DR12413	●		Vented	255	49.3	21.9	20	55.1	5
NHW20	8/03 - 3/09	DR563		●	Solid	269	55.6	9	7.5	55.1	5
ZVW30	4/09 on	DR12723	●		Vented	255	49.4	25	22	55	5
ZVW30	4/09 on	DR12724		●	Solid	259	30.3	9	7.5	55	5

Rav 4

SXA1#	4/94 on	DR690	●		Vented	302	46	18	16	62	5
ACA20 Cruiser, Edge	5/00 - 05	DR692	●		Vented	275	49	25	23	62	5
ACA20 Cruiser, Edge	5/00 - 05	DR693		●	Solid	303	62	9	8	62	5
ACA33	11/05 on	DR12540	●		Vented	296	49.3	28	25	62	5
GSA33 3.5L	11/05 on	DR12540	●		Vented	296	49.3	28	25	62	5
ACA33	11/05 on	DR12541		●	Solid	281	55	12	10.5	62	5
GSA33 3.5L	11/05 on	DR12541		●	Solid	281	55	12	10.5	62	5

Rukus

AZE151	3/10 on	DR12817	●		Vented	275	46.5	25	22	62	5
AZE151	3/10 on	DR12818		●	Solid	279	30.5	10	8.5	62	5

Seca

AE 82 SOHC	9/85 - 12/88	DR701	●		Solid	243	48	13.5	12.5	54	4
AE 82 DOHC	1/86 - 12/88	DR702	●		Vented	243	48	18	17	54	4
AE 82 DOHC	1/86 - 12/88	DR703		●	Solid	242	37	9	8	54	4
AE 93 SX DOHC	8/89 - 6/91	DR704	●		Vented	238	48	18	17	54	4
AE 93 SX DOHC	8/89 - 10/94	DR703		●	Solid	242	37	9	8	54	4
AE 93 SX DOHC	6/91 - 10/94	DR708	●		Vented	258	48	22	20	54	4
AE 101	2/94 - 7/99	DR711	●		Vented	238	48	22	20	55	4
AE 102	7/94 - 7/99	DR709	●		Vented	255	48	22	20	55	4
AE 102	7/94 - 7/99	DR710		●	Solid	266	37	9	8	55	4

Soarer

JZA70 3.0L Turbo Non-ABS - Imported	86 - 93	DR12432	●		Vented	302	52.5	22	21	60	5
JZZ30, UZZ32	91 on	DR748	●		Vented	296	51	32	30	62	5
JZZ31, UZZ30, UZZ31	5/91 on	DR568	●		Vented	275	49.5	28	26	62	5
JZZ30, UZZ32	91 on	DR746		●	Vented	307	67	16	15	62	5
UZZ30, UZZ31	5/91 on	DR586		●	Vented	291	67.5	16	15	62	5

Spacia

YR2#, 39	92 - 7/00	DR778	●		Vented	255	42	25	23	74	4
----------	-----------	--------------	---	--	--------	-----	----	----	-----------	----	---

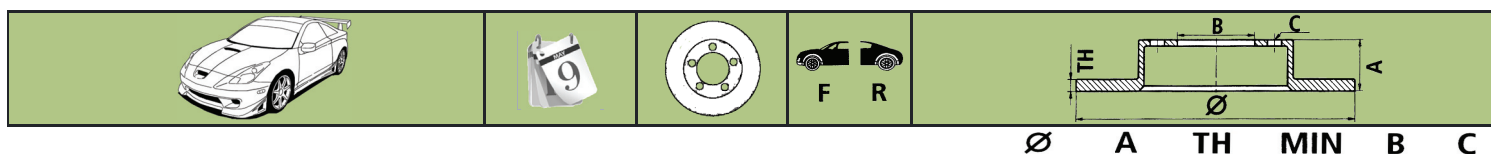
Starlet

EP71	84 - 99	DR12300	●		Vented	226	41.6	16	15	54	4
EP82 With ABS	1/92 - 1/96	DR714	●		Vented	238	43	18	17	55	4
EP91	1/96 on	DR714	●		Vented	238	43	18	17	55	4

Supra

MA45	79 - 7/81	DR12793	●		Solid	154	26	12.5	11.5	76	4
------	-----------	----------------	---	--	-------	-----	----	------	-------------	----	---

Disc Rotors



TOYOTA

Supra

MA45	79 - 7/81	DR12794		●	Solid	258	47	10	9	60	4
MA61	8/81 - 12/85	DR146	●		Vented	258	26	20	19	76	4
MA61	8/81 - 12/85	DR717		●	Vented	266	60.5	18	17	60	4
MA70 3.0L Turbo Non-ABS - Imported	86 - 93	DR12432	●		Vented	302	52.5	22	21	60	5
MA70, 71	86 - 5/93	DR715	●		Vented	300	53.5	22	21	60	5
MA70, 71	86 - 5/93	DR716		●	Vented	291	68.5	18	17	60	5
JZA70	8/90 - 5/93	DR12432	●		Vented	302	52.5	22	21	60	5
JZA70	8/90 - 5/93	DR716		●	Vented	291	68.5	18	17	60	5
JZA80 Single Piston	5/93 on	DR748	●		Vented	296	51	32	30	62	5
JZA80 Twin Turbo L/H	93 - 98	DR12276	●		Vented	323	49	30	28	62.1	5
JZA80 Twin Turbo R/H	93 - 98	DR12277	●		Vented	323	49	30	28	62.1	5
JZA80 Single Piston	5/93 on	DR746		●	Vented	307	67	16	15	62	5
JZA80 Double Piston	95 on	DR719		●	Vented	324	67.5	16	15	62	5

Surf

KDN185, KZN185, RZN18#, VZN18#	1/95 on	DR792	●		Vented	319	70	22	20	108	6
--------------------------------	---------	--------------	---	--	--------	-----	----	----	-----------	-----	---

T18

TE72 SE	8/79 - 5/83	DR148	●		Solid	230	24	12.7	11.5	64	4
---------	-------------	--------------	---	--	-------	-----	----	------	-------------	----	---

Tarago

CR21 DLX	11/82 - 8/85	DR157	●		Vented	255	44.5	20	19	74	4
YR20, 21, GL, DLX	11/82 - 8/85	DR157	●		Vented	255	44.5	20	19	74	4
YR21, 22	8/85 - 1/90	DR158	●		Vented	255	42	20	19	74	4
YR31 4WD	86 - 1/90	DR159	●		Vented	260	45	25	24	95	5
TCR1 & 2 Non-ABS Rear Discs	5/90 - 2/00	DR761	●		Vented	279	53	22	20	62	5
TCR1 & 2 With ABS	5/90 - 2/00	DR762	●		Vented	271	53	25	23	62	5
TCR1 & 2 With Rear Drums	5/90 - 2/00	DR760	●		Vented	255	53	25	23	62	5
TCR1 & 2 Non-ABS Rear Discs	5/90 - 2/00	DR716		●	Vented	291	68.5	18	17	60	5
ACR30 GLi, GLX Ultima	2/00 - 4/03	DR735	●		Vented	275	49.5	28	26	62	5
ACR30	2/00 - 1/06	DR697		●	Solid	291	68.5	12	10.5	62	5
ACR30	4/03 - 1/06	DR12322	●		Vented	296	49.2	28	26	62	5
ACR50, GSR50	1/06 on	DR12607	●		Vented	296	49.3	28	25	62	5
ACR50, GSR50	1/06 on	DR12608		●	Solid	298	63.2	10	8.5	62	5

Tercel

AL25 4WD	10/82 - 4/88	DR147	●		Solid	243	40	11.1	10	54	4
----------	--------------	--------------	---	--	-------	-----	----	------	-----------	----	---

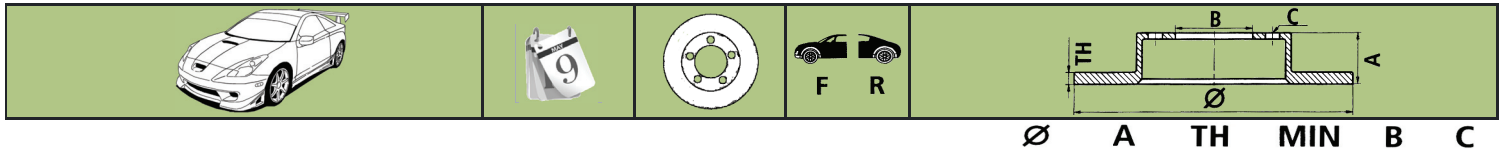
Townace

YR2#, 39	92 - 7/00	DR778	●		Vented	255	42	25	23	74	4
KR42	12/98 - 10/03	DR778	●		Vented	255	42	25	23	74	4

Yaris

NCP90 & 91	8/05 on	DR12494	●		Vented	255	46.3	22	19	55	4
NCP93	1/06 on	DR12494	●		Vented	255	46.3	22	19	55	4

Disc Rotors



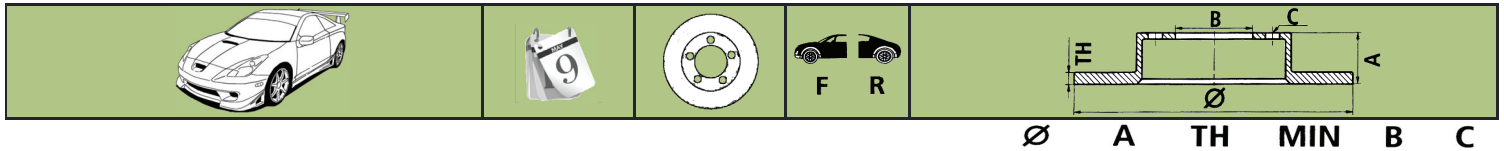
TRIUMPH

Model	Year Range	Part No.	Color	Material	Ø	A	TH	MIN	B	C	
2.5 Pi											
2.5 Pi	70 - 75	DR171	●	Solid	247.6	32	12.7	11.5	67	4	
1500TC											
1500TC	73 - 76	DR173	●	Solid	221	37.5	9.5	9	67	4	
2000											
Mk I	64 - 70	DR170	●	Solid	247.6	32	8.7	7.75	67	4	
Mk II	69 - 75	DR171	●	Solid	247.6	32	12.7	11.5	67	4	
2500											
Mk II	69 - 75	DR171	●	Solid	247.6	32	12.7	11.5	67	4	
2500TC	73 - 78	DR171	●	Solid	247.6	32	12.7	11.5	67	4	
Dolomite											
Dolomite	75 - 78	DR173	●	Solid	221	37.5	9.5	9	67	4	
Herald											
Herald	62 - 80	DR12097	●	Solid	232	26.2	9.6	8.3	66.7	4	
Spitfire											
Spitfire	62 - 80	DR12097	●	Solid	232	26.2	9.6	8.3	66.7	4	
Sprint											
Sprint	75 - 78	DR173	●	Solid	221	37.5	9.5	9	67	4	
TR3A											
TR3A	63 - 64	DR174	●	Solid	275.4	38	12.7	11.4	79	4	
TR4											
TR4	62 - 67	DR174	●	Solid	275.4	38	12.7	11.4	79	4	
TR4A											
TR4A	62 - 67	DR174	●	Solid	275.4	38	12.7	11.4	79	4	
TR5											
TR5	10/67 - 69	DR174	●	Solid	275.4	38	12.7	11.4	79	4	
TR6											
TR6	69 - 75	DR174	●	Solid	275.4	38	12.7	11.4	79	4	
TR7											
TR7	78 - 82	DR172	●	Solid	240	57	10	9	67	4	

VOLKSWAGEN

1300											
1300	65 - 75	DR243	●	Solid	278	63	9.5	8	Hub	4	
1500											
1500	65 - 75	DR243	●	Solid	278	63	9.5	8	Hub	4	

Disc Rotors



VOLKSWAGEN

1600

1600	65 - 75	DR243	●		Solid	278	63	9.5	8	Hub	4
------	---------	--------------	---	--	-------	-----	----	-----	----------	-----	---

1600L

1600L	70 - 77	DR243	●		Solid	278	63	9.5	8	Hub	4
-------	---------	--------------	---	--	-------	-----	----	-----	----------	-----	---

Beetle

1300, 1500, 1600	67 - 75	DR243	●		Solid	278	63	9.5	8	Hub	4
1600L, 1600S, 1600LS	70 - 73	DR243	●		Solid	278	63	9.5	8	Hub	4
1LR, 1ZM to 1C-W-999 000	00 on	DR801	●		Vented	280	36.7	22	19	65	5
1ZH, 1ZE, 1ZD	00 on	DR802	●		Vented	288	34.2	25	23	65	5
1ZM, 1ZP	00 on	DR802	●		Vented	288	34.2	25	23	65	5
1ZM, 1ZP From 1C-X-400 001	00 on	DR801	●		Vented	280	36.7	22	19	65	5
RSI 3.2L	4/00 - 5/01	DR838	●		Vented	312	34.2	25	23	65	5
1ZH, 1ZE, 1ZD	00 on	DR803		●	Solid	231.7	39.5	9	7	65	5
1ZM, 1ZP	00 on	DR803		●	Solid	231.7	39.5	9	7	65	5
RSI 3.2L	4/00 - 5/01	DR12809		●	Vented	256	36.4	21.9	20	65	5

Bora

1KT up to 1J-YP061677	98 on	DR806	●		Vented	280	46.2	22	20	68	5
1LN, 1LE, 1ZH, 1ZE, 1ZD 4WD	98 on	DR833	●		Vented	288	28	25	23	65	5
2.3i V5	98 on	DR802	●		Vented	288	34.2	25	23	65	5
FR. Wheel DR. 14" Rims With PR 1LQ	98 on	DR800	●		Vented	255.8	36.7	22	19	65	5
FR. Wheel DR. 15" Rims 1LS, 1ZM	98 on	DR806	●		Vented	280	46.2	22	20	68	5
1KT Up to 1J-YW236680	98 on	DR803		●	Solid	231.7	39.5	9	7	65	5
1KU, 2EE 4WD 16" Rims	99 on	DR838	●		Vented	312	34.2	25	23	65	5
1ZQ, 1LJ V6 4Motion	99 on	DR838	●		Vented	312	34.2	25	23	65	5
V6 4WD	99 on	DR838	●		Vented	312	34.2	25	23	65	5
1KU, 2EE 4WD 16" Rims	99 on	DR12809		●	Vented	256	36.4	21.9	20	65	5
1ZQ, 1LJ V6 4Motion	99 on	DR12809		●	Vented	256	36.4	21.9	20	65	5
PR 1KU, 2EE, 1KY	99 - 05	DR12809		●	Vented	256	36.4	21.9	20	65	5
1J 2.0L	00 on	DR801	●		Vented	280	36.7	22	19	65	5

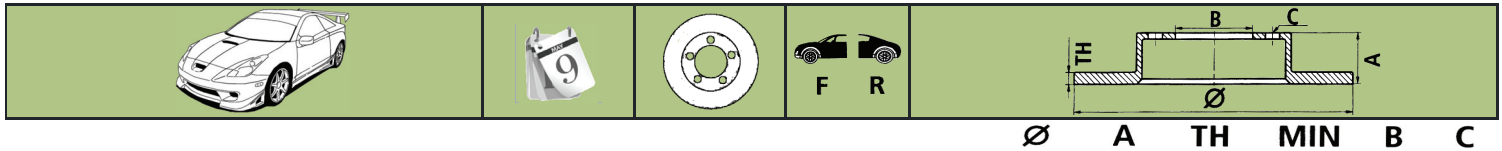
Caddy

1.6L & 1.9L PR 1LJ	04 on	DR12481	●		Vented	312	49.5	25	22	65	5
1.6L & 1.9L PR 1ZE	04 on	DR12498	●		Vented	288	49.6	25	22	65	5
1.6L & 1.9L PR 1ZF	04 on	DR12382	●		Vented	280	49.5	22	19	65	5
1.6L & 1.9L	04 on	DR12499		●	Solid	260	48.3	12	10	65	5

Caravelle

T2, USA Vanagon 2WD	8/85 - 92	DR443	●		Solid	258	54	16	13	Hub	5
1LA 14" Rims To 70-T-99 999	9/90 - 96	DR447	●		Solid	260	64.2	16	13	68.1	5
T4 1.8L, T4 2.0L/ Diesel 1.9	9/90 - 96	DR447	●		Solid	260	64.2	16	13	68.1	5
T4 2.0L / 1.9L Diesel	9/90 - 6/96	DR449	●		Vented	280	64.5	24	20	68	5
15" Rims To 70-T-199 999	92 - 96	DR449	●		Vented	280	64.5	24	20	68	5
15" Rims To 70-T-199 999	92 - 96	DR448	●		Solid	282	64.7	18	15	68.2	5

Disc Rotors



VOLKSWAGEN

Caravelle

Syncro 4WD, Euro Van 2.4L	9/92 - 96	DR448	●		Solid	282	64.7	18	15	68.2	5
Syncro 4WD, Euro Van 2.4L	11/92 - 6/96	DR449	●		Vented	280	64.5	24	20	68	5
T4 2.0L / 1.9L Diesel	9/92 - 96	DR448	●		Solid	282	64.7	18	15	68.2	5
15"Rims From 70-t-200001	96 - 03	DR830	●		Solid	282	55	18	15	68	5
T4 2.5L TDi 15" Rims	6/96 on	DR12077	●		Vented	280	55.2	24	20	68.2	5
T4 Caravelle/Multivan	6/96 on	DR830	●		Solid	282	55	18	15	68	5
T4 2.5L TDi 15" Rims	6/96 on	DR831		●	Solid	280	40	12	10	68	5
T4 Caravelle/Multivan	6/96 on	DR831		●	Solid	280	40	12	10	68	5

Crafter

30-35 Van & Cab Chassis	4/06 on	DR12523	●		Vented	300	69	28	25	85	6
30-35 Van & Cab Chassis	4/06 on	DR12524		●	Solid	298	71	16	14	85	6
30-35 Van & Cab Chassis	4/06 on	DR12651		●	Vented	303	93	28	25	120	6

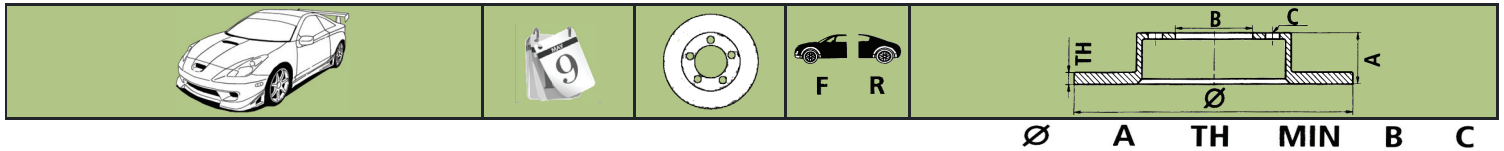
Eos

2.0L TFSI With PR 1LJ, 1ZD	3/06 on	DR12481	●		Vented	312	49.5	25	22	65	5
2.0L TFSI With PR 1LK	3/06 on	DR12678	●		Vented	345	49.7	30	27	65	5
2.0L TFSI With PR 1ZE	3/06 on	DR12498	●		Vented	288	49.6	25	22	65	5
2.0L TFSI With PR 1KD	3/06 on	DR12399		●	Solid	255	51.3	10	8	65	5
2.0L TFSI With PR 1KZ, 1KJ	3/06 on	DR12564		●	Solid	286	48.2	12	10	65	5
2.0L TFSI With PR 2EA	3/06 on	DR12679		●	Vented	310	48.5	22	20	65	5

Golf

1.5, 1.6L Petrol Mk1	75 - 98	DR240	●		Solid	239	35	11.9	10	65	4
Cabriolet & Gti Mk2	75 - 98	DR444	●		Vented	239	38.5	20	18	65	4
Diesel	75 - 98	DR242	●		Solid	239	39	10	8	65	4
GL	75 - 98	DR446	●		Vented	256	38.8	20	18	65	4
All models Rear	75 - 98	DR832		●	Solid	226	71.2	10	8	Hub	4
VR6 Mk3	91 - 97	DR834		●	Solid	226	49	10	8	Hub	5
VR6 Mk3	94 - 97	DR835	●		Vented	280	28.2	22	20	65	5
VR6 Mk3	94 - 97	DR833	●		Vented	288	28	25	23	65	5
Golf III 1.6, 1.8, 1.9L	95 on	DR12306	●		Solid	256	39.2	13	11	65	4
With PR 1LE, 1LN, 1ZD, 1ZE, 1ZH	98 on	DR802	●		Vented	288	34.2	25	23	65	5
With PR 1LQ, 1LJ	98 on	DR838	●		Vented	312	34.2	25	23	65	5
With PR 1LQ, 1ZF	98 on	DR800	●		Vented	255.8	36.7	22	19	65	5
With PR 1LR, 1LS, 1ZM, 1ZP	98 on	DR801	●		Vented	280	36.7	22	19	65	5
With PR 1KK, 1KP, 1KS, 1KT, 1KV	98 on	DR803		●	Solid	231.7	39.5	9	7	65	5
3.2L R32 4motion L/H	9/02 - 6/05	DR12807	●		Vented	334	35.3	31.9	30	65	5
3.2L R32 4motion R/H	9/02 - 6/05	DR12808	●		Vented	334	35.3	31.9	30	65	5
3.2L R32 4motion	9/02 - 6/05	DR12809		●	Vented	256	36.4	21.9	20	65	5
1K1 1.6, 1.9L	10/03 - 5/05	DR12382	●		Vented	280	49.5	22	19	65	5
Golf V With PR 1KJ, 1KZ, 1KV	5/03 on	DR12564		●	Solid	286	48.2	12	10	65	5
R32	04 on	DR12678	●		Vented	345	49.7	30	27	65	5
With PR 1LJ	04 on	DR12481	●		Vented	312	49.5	25	22	65	5

Disc Rotors



VOLKSWAGEN

Golf

With PR 1ZE & 1ZP	04 on	DR12498	●		Vented	288	49.6	25	22	65	5
Golf V 1.6, 1.9, 2.0, 3.2L	04 on	DR12399		●	Solid	255	51.3	10	8	65	5
R32	04 on	DR12679		●	Vented	310	48.5	22	20	65	5

Jetta

1.9 & 2.0L Diesel	10/05 on	DR12498	●		Vented	288	49.6	25	22	65	5
Jetta III 2.0L 16V	05 on	DR12481	●		Vented	312	49.5	25	22	65	5
Jetta III With PR 1KE, 1KF	05 on	DR12499		●	Solid	260	48.3	12	10	65	5
Jetta III With PR 1KJ	05 on	DR12564		●	Solid	286	48.2	12	10	65	5

Kombi

Kombi	70 - 7/72	DR245	●		Solid	278	82.5	13	11.5	66	5
Kombi	8/72 - 7/79	DR246	●		Solid	278	86	13	11.5	66	5
Kombi	8/79 - 9/85	DR442	●		Solid	278	82.5	13	11.5	Hub	5

LT Series

LT46	96 on	DR12305	●		Vented	276	77	22	19	85	5
LT46	96 on	DR12326		●	Vented	285	93	22	19	120	6
LT35 2.5L TD	97 - 06	DR566	●		Vented	276	77	22	19.5	85	5
LT35 2.5L TD	97 - 06	DR567		●	Solid	272	96.5	16	14	85	5

Multivan

With 16" Wheels	4/03 - 11/09	DR12388	●		Vented	307.5	55.5	29.5	25.5	76	5
With 17" Wheels	4/03 - 11/09	DR12833	●		Vented	333	55.4	32.5	28.5	76	5
With 16" Wheels	4/03 - 11/09	DR12402		●	Vented	294	44.5	22	19.5	76.2	5

Passat

1.3L Coupe	73 - 75	DR242	●		Solid	239	39	10	8	65	4
1.5, 1.5L Diesel	73 - 82	DR240	●		Solid	239	35	11.9	10	65	4
1.5L Diesel GLD	79 - 82	DR242	●		Solid	239	39	10	8	65	4
4WD 4Cyl Only	94 - 97	DR446	●		Vented	256	38.8	20	18	65	4
VR6 AAA Engine 2WD	94 - 97	DR833	●		Vented	288	28	25	23	65	5
4WD 4Cyl Only	94 - 97	DR832		●	Solid	226	71.2	10	8	Hub	4
VR6 AAA Engine 2WD	94 - 97	DR834		●	Solid	226	49	10	8	Hub	5
1LB, 1ZC	96 - 01	DR836	●		Vented	282	46	25	23	68	5
1LB, 1ZC	96 - 01	DR833	●		Vented	288	28	25	23	65	5
ADR 1.8L 4WD Prod. Codes 1LZ, 1ZJ	96 - 01	DR806	●		Vented	280	46.2	22	20	68	5
1LB, 1ZC, 1LZ, 1ZJ,	96 - 01	DR810		●	Solid	245	63.9	10	8	68	5
4Motion 1ZC, 1LE 16" Wheels	00 on	DR12331	●		Vented	312	46.2	25	23	68	10
IV 1.6, 1.8 Turbo, 2.0, 2.3 & 1.9 Diesel	00 on	DR807	●		Vented	288	46.2	25	23	68	5
4Motion 1ZC, 1LE 16" Wheels	00 on	DR12336		●	Solid	255	39.8	11.9	10	68	5
1LT 16" Rims	01 on	DR838	●		Vented	312	34.2	25	23	65	5
1ZC, 1LE, 1ZC 15" Wheels	01 on	DR833	●		Vented	288	28	25	23	65	5
All GP ATE Models Rear	01 on	DR810		●	Solid	245	63.9	10	8	68	5
4.0L 4Motion With PR 1KE	7/03 - 7/04	DR569		●	Vented	256	47.8	21.9	20	68	5

Disc Rotors



VOLKSWAGEN

Passat

V 1LH, 1ZM, 1ZG	4/05 on	DR12481	●		Vented	312	49.5	25	22	65	5
V 1LK, 1LM	11/05 on	DR12678	●		Vented	345	49.7	30	27	65	5
V 1KU	4/05 on	DR12564		●	Solid	286	48.2	12	10	65	5
V 2EA, 2EL	11/05 on	DR12679		●	Vented	310	48.5	22	20	65	5

Polo

Polo	95 on	DR837	●		Vented	239	34	18	16	65	4
Polo III 1.4, 1.6L	00 on	DR837	●		Vented	239	34	18	16	65	4
Polo III All Models	00 on	DR12363		●	Solid	232	39.5	9	7	65	4
1.4 & 1.9L	10/01 - 6/05	DR800	●		Vented	255.8	36.7	22	19	65	5
1.4 & 1.9L	10/01 - 6/05	DR803		●	Solid	231.7	39.5	9	7	65	5
With PR 1LG, 1ZG, 1ZR	05 on	DR800	●		Vented	255.8	36.7	22	19	65	5
With PR 1LN, 1ZH	05 on	DR802	●		Vented	288	34.2	25	23	65	5

Tiguan

2.0L PR 1LJ, 1ZD	9/07 on	DR12481	●		Vented	312	49.5	25	22	65	5
2.0L PR 1KU	9/07 on	DR12564		●	Solid	286	48.2	12	10	65	5

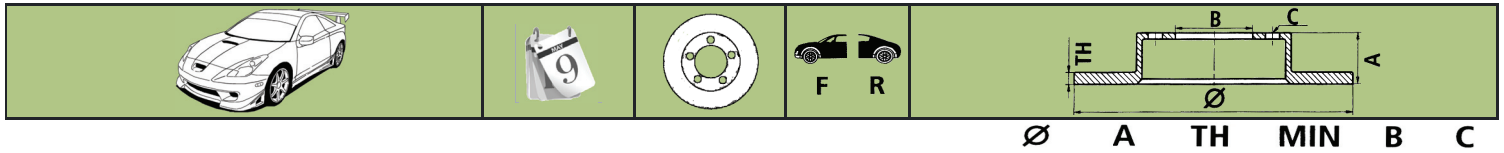
Touareg

4WD L/H With 17" Wheels	10/02 on	DR12354	●		Vented	330	69	32	30	85	5
4WD R/H With 17" Wheels	10/02 on	DR12355	●		Vented	330	69	32	30	85	5
V10 4WD L/H With 18" Wheels	10/02 on	DR12318	●		Vented	350	69	34	32	85	5
V10 4WD R/H With 18" Wheels	10/02 on	DR12319	●		Vented	350	69	34	32	85	5
With 16" Wheels	10/02 on	DR12388	●		Vented	307.5	55.5	29.5	25.5	76	5
4WD All	10/02 on	DR12356		●	Vented	330	74.8	28	26	85	5
With 16" Wheels	10/02 on	DR12744		●	Vented	314	75.5	22	20	76	5
2.5L Tdi R5 With 16" Wheels	9/03 on	DR12388	●		Vented	307.5	55.5	29.5	25.5	76	5
5.0L Tdi V10 - Check size - Two Rotors	05 on	DR12604		●	Vented	358	73.5	28	26	85	5

Transporter

Synchro 4WD 15" Wheels	85 - 92	DR12078	●		Solid	258	57.5	16	13	67	5
Synchro 4WD 16" Wheels	85 - 92	DR12079	●		Solid	277	57.5	16	13	67	5
T2, USA Vanagon 2WD	8/85 - 92	DR443	●		Solid	258	54	16	13	Hub	5
T4 With 14" Rims To 70-T-99 999	9/90 - 5/96	DR447	●		Solid	260	64.2	16	13	68.1	5
T4 With 15" Rims - Solid Front Disc	9/90 - 5/96	DR448	●		Solid	282	64.7	18	15	68.2	5
T4 With 15" Rims - Vented Front Disc	9/90 - 5/96	DR449	●		Vented	280	64.5	24	20	68	5
T4 With 15" Wheels - Solid Front Disc	5/96 - 4/03	DR830	●		Solid	282	55	18	15	68	5
T4 With 15" Wheels - Vented Front Disc	5/96 - 4/03	DR12077	●		Vented	280	55.2	24	20	68.2	5
T4 With 15" Wheels	5/96 - 4/03	DR831		●	Solid	280	40	12	10	68	5
T5 With 16" Rims	5/03 on	DR12388	●		Vented	307.5	55.5	29.5	25.5	76	5
T5 With 16" Rims	5/03 on	DR12402		●	Vented	294	44.5	22	19.5	76.2	5

Disc Rotors



VOLVO

142

With ATE Brakes	68 - 75	DR384	●		Solid	272	69	12.7	11.4	68	5
With ATE Brakes	68 - 75	DR680		●	Solid	295	88.3	9.6	8.6	68	5

144

With ATE Brakes	68 - 75	DR384	●		Solid	272	69	12.7	11.4	68	5
With ATE Brakes	68 - 75	DR680		●	Solid	295	88.3	9.6	8.6	68	5

145

With ATE Brakes	68 - 75	DR384	●		Solid	272	69	12.7	11.4	68	5
With ATE Brakes	68 - 75	DR680		●	Solid	295	88.3	9.6	8.6	68	5

164

With ATE Brakes	68 - 75	DR384	●		Solid	272	69	12.7	11.4	68	5
With Girling Brakes	68 - 75	DR681	●		Solid	272	70.5	14.3	13.1	68	5
With ATE Brakes	68 - 75	DR680		●	Solid	295	88.3	9.6	8.6	68	5
With Girling Brakes	68 - 75	DR680		●	Solid	295	88.3	9.6	8.6	68	5

164E

164E	72 - 75	DR12210	●		Vented	272	74	24	22.8	68	5
------	---------	----------------	---	--	--------	-----	----	----	-------------	----	---

240 Series

240 Series	74 - 93	DR380	●		Solid	263	65	14.5	13.1	68	5
With Girling Calipers	74 - 93	DR381		●	Solid	281	73.5	9.6	8.4	68	5
With ATE Calipers	75 - 93	DR382	●		Vented	263	64.3	24	22.8	68	5
With Girling Calipers	76 - 93	DR383	●		Vented	263	67.5	22	20.4	68	5

260 Series

260 Series	74 - 93	DR380	●		Solid	263	65	14.5	13.1	68	5
With Girling Calipers	74 - 93	DR381		●	Solid	281	73.5	9.6	8.4	68	5
With ATE Calipers	75 - 93	DR382	●		Vented	263	64.3	24	22.8	68	5
With Girling Calipers	76 - 93	DR383	●		Vented	263	67.5	22	20.4	68	5

360 Series

GLE, GLT Hatch	84 - 91	DR687	●		Solid	239	29	12.7	11.4	68	4
----------------	---------	--------------	---	--	-------	-----	----	------	-------------	----	---

440 Series

440 Series	11/88 - 96	DR12080	●		Solid	260	40	12	10.8	61	6
440 Series	11/88 - 96	DR12081	●		Vented	256	40	22	20	61	6
440 Series	11/88 - 96	DR12082		●	Solid	228	39.2	9	8	60	4

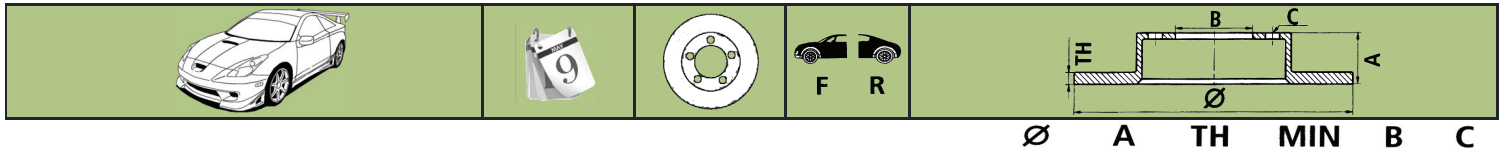
480 Series

480 Series	11/88 - 96	DR12081	●		Vented	256	40	22	20	61	6
480 Series	11/88 - 96	DR12080	●		Solid	260	40	12	10.8	61	6
480 Series	11/88 - 96	DR12082		●	Solid	228	39.2	9	8	60	4

740 Series

GLE 15" Wheels Turbo	80 - 1/92	DR686	●		Vented	287	56	22	20	68	5
GLE Non-ABS	84 - 88	DR684	●		Vented	262.5	56	22	20	Hub	5
GLE Non-ABS	84 - 88	DR683	●		Vented	286.7	72	22	20	Hub	5

Disc Rotors



VOLVO

740 Series

All Rears - Not Multilink	84 - 1/92	DR381		●	Solid	281	73.5	9.6	8.4	68	5
GLE 14" Wheels	88 - 92	DR685	●		Vented	262.5	56	22	20	68	5
GLE With ABS	91 on	DR688	●		Vented	280	56	26	24	68	5

760 Series

GLE V6 With Bendix Brakes	2/83 - 1/84	DR683	●		Vented	286.7	72	22	20	Hub	5
Without Multilink	83 - 87	DR381		●	Solid	281	73.5	9.6	8.4	68	5
GLE V6, 4Cyl Turbo With Bendix Brakes	84 - 88	DR683	●		Vented	286.7	72	22	20	Hub	5
GLE V6	88 - 90	DR686	●		Vented	287	56	22	20	68	5
With Multilink	88 on	DR689		●	Solid	265	26	10	8	68	5
GLE With ABS	91 on	DR688	●		Vented	280	56	26	24	68	5

850 Series

GLE, GLT 4 Stud Wheel	1993	DR880	●		Vented	280	50.5	26	23	68	4
GLE, GLT 4 Stud Wheel	1993	DR881		●	Solid	295	72	9.6	8.4	68	4
GLE, GLT 5 Stud Wheel	94 on	DR882	●		Vented	279.8	50.7	26	23	68	5
GLE, GLT 5 Stud Wheel	94 on	DR883		●	Solid	295	72.5	10	8.4	68	5

940 Series

GL, GLE With ABS Non-Multilink	90 on	DR688	●		Vented	280	56	26	24	68	5
GL, GLE With ABS Non-Multilink	90 on	DR381		●	Solid	281	73.5	9.6	8.4	68	5

960 Series

960 With Multilink Sedan	91 - 94	DR689		●	Solid	265	26	10	8	68	5
960	94 - 96	DR688	●		Vented	280	56	26	24	68	5
960	94 - 96	DR381		●	Solid	281	73.5	9.6	8.4	68	5

C30

Non-Turbo	10/06 on	DR12391	●		Vented	278	48.5	25	23	63.5	5
T5 2.5L Turbo	10/06 on	DR12500	●		Vented	300	48.5	25	23	63.5	5
Turbo & Non-Turbo	10/06 on	DR12501		●	Solid	280	41	11	9	64	5

C70

2.0i, 2.0, 2.3i, 2.4i VT5	97 on	DR882	●		Vented	279.8	50.7	26	23	68	5
2.0i, 2.0, 2.3i, 2.4i VT5	97 on	DR883		●	Solid	295	72.5	10	8.4	68	5
C70 II Turbo With 17" Wheels	3/06 on	DR12610	●		Vented	320	48.5	25	23	63.6	5
C70 II Turbo With 17" Wheels	3/06 on	DR12501		●	Solid	280	41	11	9	64	5

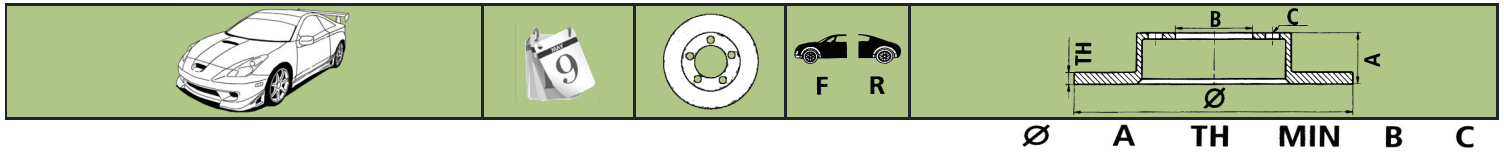
P1800

P1800	68 - 75	DR384	●		Solid	272	69	12.7	11.4	68	5
P1800	68 - 75	DR680		●	Solid	295	88.3	9.6	8.6	68	5

S40

1.9L	96 - 97	DR885	●		Vented	256	45.5	24	22.4	69	4
1.9L	96 - 6/04	DR887		●	Solid	260	41	10	8.4	90	4
1.9L	98 - 6/04	DR886	●		Vented	281	45.5	24	21.5	69	4
1.6, 1.8 & 2.0L With 15" Wheels	1/04 on	DR12391	●		Vented	278	48.5	25	23	63.5	5

Disc Rotors



VOLVO

S40

T5 With 17" Rims	4/04 on	DR12610	●		Vented	320	48.5	25	23	63.6	5
With 16" Wheels	4/04 on	DR12500	●		Vented	300	48.5	25	23	63.5	5

S60

2.5L T5	01 on	DR12112	●		Vented	305	50.3	28	25	68	5
Excluding T5	01 - 04	DR12352	●		Vented	286	50.2	26	23	68	5
2.4 & 2.5L	01 on	DR12115		●	Solid	288	65	12	10	68	5

S70

15" Wheels	97 on	DR882	●		Vented	279.8	50.7	26	23	68	5
2WD	97 on	DR883		●	Solid	295	72.5	10	8.4	68	5
All Wheel Drive	97 on	DR884		●	Solid	283	62	10	8	68	5
AWD	00 on	DR12112	●		Vented	305	50.3	28	25	68	5
AWD	00 on	DR884		●	Solid	283	62	10	8	68	5

S80

S80	98 on	DR12112	●		Vented	305	50.3	28	25	68	5
S80	98 on	DR12115		●	Solid	288	65	12	10	68	5
With 16" Wheels	3/06 on	DR12577	●		Vented	300	52	28	26	63.5	5

S90

2.9i 24V	96 - 98	DR882	●		Vented	279.8	50.7	26	23	68	5
2.9i 24V	96 - 98	DR12211		●	Solid	265	71	10	8.4	68	5

V40

2.0L Commercial Van	96 - 97	DR885	●		Vented	256	45.5	24	22.4	69	4
2.0L Commercial Van	96 - 97	DR887		●	Solid	260	41	10	8.4	90	4
1.8, 1.9L	98 - 6/04	DR886	●		Vented	281	45.5	24	21.5	69	4
1.8, 1.9L	98 - 6/04	DR887		●	Solid	260	41	10	8.4	90	4
1.6, 1.8 & 2.0L With 15" Wheels	1/04 on	DR12391	●		Vented	278	48.5	25	23	63.5	5

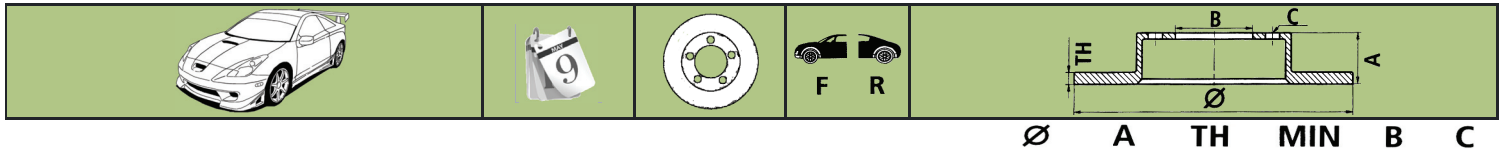
V50

1.6, 1.8 & 2.0L With 15" Wheels	4/04 on	DR12391	●		Vented	278	48.5	25	23	63.5	5
2.4L & T5 AWD With 16" Wheels	4/04 on	DR12500	●		Vented	300	48.5	25	23	63.5	5
2.4L & T5 AWD With 16" Wheels	4/04 on	DR12610	●		Vented	320	48.5	25	23	63.6	5
2.4L & T5 AWD With 16" Wheels	4/04 on	DR12501		●	Solid	280	41	11	9	64	5

V70

With 15" Wheels	97 on	DR882	●		Vented	279.8	50.7	26	23	68	5
With 16" Wheels	97 on	DR12112	●		Vented	305	50.3	28	25	68	5
With 15" Wheels	97 on	DR883		●	Solid	295	72.5	10	8.4	68	5
With 16" Wheels	97 on	DR12115		●	Solid	288	65	12	10	68	5
AWD	00 on	DR12112	●		Vented	305	50.3	28	25	68	5
AWD	00 on	DR884		●	Solid	283	62	10	8	68	5
Excluding T5	01 - 04	DR12352	●		Vented	286	50.2	26	23	68	5

Disc Rotors



VOLVO

V70XC

2.4L 20V Turbo with 16" wheels	3/00 - 02	DR12112	●		Vented	305	50.3	28	25	68	5
--------------------------------	-----------	----------------	---	--	--------	-----	------	----	-----------	----	---

V90

2.9i 24V	96 - 98	DR882	●		Vented	279.8	50.7	26	23	68	5
2.9i 24V	96 - 98	DR12211		●	Solid	265	71	10	8.4	68	5

XC60

AWD	5/08 on	DR12839	●		Vented	328	52	29.9	28	63.9	5
AWD	5/08 on	DR12840		●	Vented	302	51	21.9	20	63.6	5

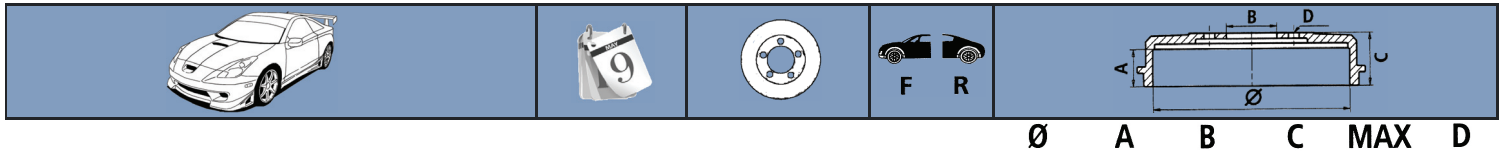
XC70

2.4L AWD	3/00 - 02	DR12112	●		Vented	305	50.3	28	25	68	5
2.4L AWD	3/00 - 02	DR12115		●	Solid	288	65	12	10	68	5
With 17" Wheels	8/07 on	DR12855	●		Vented	316	52	28	26	63.5	5
With 17" Wheels (Electric Handbrake)	8/07 on	DR12856		●	Vented	302	40.8	22	20	63.6	5

XC90

With 16" Wheels	7/03 - 05	DR12410	●		Vented	315.7	50.3	28	25	68	5
With 17" wheels	03 on	DR12483	●		Vented	336	51.3	30	27	68	5
With 16 & 17" Wheels	7/03 on	DR12480		●	Vented	308	64.8	20	18	68	5
4.4i V8	05 on	DR12483	●		Vented	336	51.3	30	27	68	5
3.2L	5/06 on	DR12483	●		Vented	336	51.3	30	27	68	5
3.2L	5/06 on	DR12480		●	Vented	308	64.8	20	18	68	5

Brake Drums



AUDI

80

1.6L With 8" Drum	9/73 - 8/78	DRUM4000		●	200	51	Hub	81	201.3	4
With 7" Drums	74 - 84	DRUM4001		●	180	38.5	Hub	75	181	4
1.8L With 8" Drum	8/82 - 8/86	DRUM4000		●	200	51	Hub	81	201.3	4

BMW

316i

E30	82 - 91	DRUM1803		●	228.5	57	62	59	229.5	4
E36	9/90 on	DRUM1804		●	228.5	47	75	59	229.5	5

318

E21	76 - 82	DRUM1801		●	250	47	58	63.5	251	4
-----	---------	-----------------	--	---	-----	----	----	-------------	-----	---

318i

E21	76 - 82	DRUM1801		●	250	47	58	63.5	251	4
E30	82 - 91	DRUM1803		●	228.5	57	62	59	229.5	4
E36	9/90 on	DRUM1804		●	228.5	47	75	59	229.5	5

320i

E21	76 - 82	DRUM1801		●	250	47	58	63.5	251	4
E30	9/82 - 12/85	DRUM1803		●	228.5	57	62	59	229.5	4

518

E12	72 - 79	DRUM1802		●	250	47	75	62.5	251	5
-----	---------	-----------------	--	---	-----	----	----	-------------	-----	---

518i

E12	72 - 79	DRUM1802		●	250	47	75	62.5	251	5
-----	---------	-----------------	--	---	-----	----	----	-------------	-----	---

520i

E12	73 - 81	DRUM1802		●	250	47	75	62.5	251	5
-----	---------	-----------------	--	---	-----	----	----	-------------	-----	---

1502

1502	75 - 77	DRUM1800		●	230	47	58	59	231	4
------	---------	-----------------	--	---	-----	----	----	-----------	-----	---

1600

1600	66 - 73	DRUM4141		●	200	45.5	58	56	201	4
E10	67 - 73	DRUM1800		●	230	47	58	59	231	4

1602

E10	67 - 73	DRUM1800		●	230	47	58	59	231	4
1602	71 - 75	DRUM4141		●	200	45.5	58	56	201	4

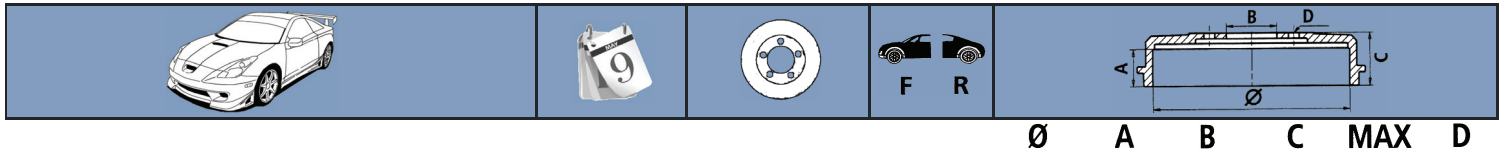
1800

E10	63 - 67	DRUM1801		●	250	47	58	63.5	251	4
-----	---------	-----------------	--	---	-----	----	----	-------------	-----	---

1802

E10	71 - 75	DRUM1800		●	230	47	58	59	231	4
-----	---------	-----------------	--	---	-----	----	----	-----------	-----	---

Brake Drums



BMW

1802T

E10	71 - 75	DRUM1800		●	230	47	58	59	231	4
-----	---------	-----------------	--	---	-----	----	----	-----------	-----	---

2000

E10	66 - 69	DRUM1801		●	250	47	58	63.5	251	4
-----	---------	-----------------	--	---	-----	----	----	-------------	-----	---

2002

2002	68 - 69	DRUM4141		●	200	45.5	58	56	201	4
Cabrio, Ti E10	69 - 75	DRUM1800		●	230	47	58	59	231	4
Touring, Ti	69 - 75	DRUM1800		●	230	47	58	59	231	4
Turbo E10	73 - 75	DRUM1801		●	250	47	58	63.5	251	4

2800

CS E3	68 - 71	DRUM1802		●	250	47	75	62.5	251	5
-------	---------	-----------------	--	---	-----	----	----	-------------	-----	---

CADILLAC

Brougham

Including Limo RWD	59 - 70	DRUM4127	●	●	304.8	75.2	77.7	128.3	307	5
--------------------	---------	-----------------	---	---	-------	------	------	--------------	-----	---

Fleetwood

Including Limo RWD	59 - 70	DRUM4127	●	●	304.8	75.2	77.7	128.3	307	5
--------------------	---------	-----------------	---	---	-------	------	------	--------------	-----	---

CHEVROLET

Bel Air

All Models	51 - 71	DRUM4114	●		279.4	60	71.6	78	281	5
All Models	51 - 71	DRUM4114		●	279.4	60	71.6	78	281	5
All Models	70 - 92	DRUM4117		●	241.3	62.7	70.6	75.5	243.6	5

C1500

Ute	88 - 97	DRUM4045		●	254	68.6	78.5	91.7	256.3	5
-----	---------	-----------------	--	---	-----	------	------	-------------	-------	---

Camero

all Models	64 - 74	DRUM4116		●	241.1	61.3	71.4	89.3	243.6	5
all Models	64 - 74	DRUM4115	●		241.3	72.8	71.4	88.6	242.8	5
all Models	70 - 92	DRUM4117		●	241.3	62.7	70.6	75.5	243.6	5

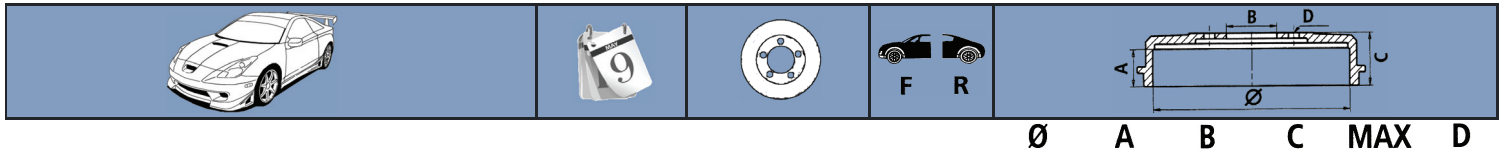
Corvette

All Models	53 - 63	DRUM4114	●		279.4	60	71.6	78	281	5
All Models	53 - 67	DRUM4114		●	279.4	60	71.6	78	281	5
Corvette	59 - 70	DRUM4077	●		279.4	77.4	71.4	102.9	281.7	5

Impala

All Models	51 - 71	DRUM4114	●		279.4	60	71.6	78	281	5
All Models	51 - 71	DRUM4114		●	279.4	60	71.6	78	281	5

Brake Drums



CHEVROLET

LUV

Ute	72 - 75	DRUM4002	●		254	56	96.5	69	255	6
Ute	72 - 80	DRUM4002		●	254	56	96.5	69	255	6

CHRYSLER

Neon

JA, JB	97 on	DRUM1721		●	200	39	57.5	60.5	201	5
--------	-------	-----------------	--	---	-----	----	------	-------------	-----	---

Valiant

VH, VJ, VK, CH, CK, CL With Large Centre Hole	72 - 78	DRUM1720		●	228.6	54	71.5	73	229.6	5
---	---------	-----------------	--	---	-------	----	------	-----------	-------	---

Voyager

GS	97 on	DRUM1722		●	250	65	72	78	251	5
----	-------	-----------------	--	---	-----	----	----	-----------	-----	---

CITROEN

Berlingo

1.4L	7/96 on	DRUM4023		●	228.5	50.5	71	66	229.6	4
------	---------	-----------------	--	---	-------	------	----	-----------	-------	---

Xsara

1.8L With ABS	4/97 - 9/00	DRUM4072		●	203	46.5	52	81	204.2	4
---------------	-------------	-----------------	--	---	-----	------	----	-----------	-------	---

DAEWOO

Cielo

Cielo	2/95 on	DRUM1680		●	200	53	57	67	201	4
-------	---------	-----------------	--	---	-----	----	----	-----------	-----	---

Espero

Espero Hat Type Drum	2/95 on	DRUM1680		●	200	53	57	67	201	4
Espero Hub Type Drum	2/95 - 97	DRUM4142		●	199.7	52.6	Hub	82.3	201	4

Lanos

Lanos - Hat type Drum	2/95 on	DRUM1680		●	200	53	57	67	201	4
-----------------------	---------	-----------------	--	---	-----	----	----	-----------	-----	---

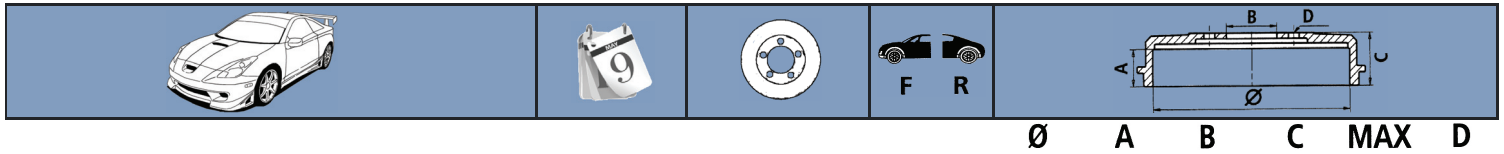
Matiz

Matiz	99 on	DRUM4056		●	180	40	Hub	79.5	182	4
-------	-------	-----------------	--	---	-----	----	-----	-------------	-----	---

Nubira

1.6L	2/95 - 00	DRUM1680		●	200	53	57	67	201	4
------	-----------	-----------------	--	---	-----	----	----	-----------	-----	---

Brake Drums



DAIHATSU

Charade

G100	1/87 - 94	DRUM1690		●	180	36	Hub	72.5	181	4
G200, G202, G203	1/89 on	DRUM1690		●	180	36	Hub	72.5	181	4
G102	1/90 - 93	DRUM1690		●	180	36	Hub	72.5	181	4
G102	1/90 - 93	DRUM1691		●	200	41	56	56.5	201	4
L251S	03 - 05	DRUM4139		●	165	32.5	Hub	70.5	166	4

Feroza

F300, F310	88 on	DRUM1694		●	254	52	107	66	255	5
------------	-------	-----------------	--	---	-----	----	-----	-----------	-----	---

Mira

L200, L201	90 on	DRUM1692		●	165	33.5	Hub	70.5	166	4
------------	-------	-----------------	--	---	-----	------	-----	-------------	-----	---

Rocky

Turbo & Non-Turbo	84 on	DRUM1694		●	254	52	107	66	255	5
-------------------	-------	-----------------	--	---	-----	----	-----	-----------	-----	---

Terios

Wagon 5 Door	97 on	DRUM1693		●	228.6	53.5	66.5	69	230	5
--------------	-------	-----------------	--	---	-------	------	------	-----------	-----	---

FIAT

Punto

Dynamic 1.4L 4Cyl	9/06 on	DRUM4107		●	228.3	40	60	61	230	4
-------------------	---------	-----------------	--	---	-------	----	----	-----------	-----	---

FORD

Bronco

Bronco	81 - 87	DRUM1620		●	280	70	73	92	281.6	5
--------	---------	-----------------	--	---	-----	----	----	-----------	-------	---

Courier

1.8L & 2.0L	79 - 84	DRUM1627		●	260	50	93	62	261	6
2.0, 2.2, 2.5 & 2.6L	85 - 98	DRUM1625		●	260	63	93	76	261.5	6
2.2, 2.5 & 2.6L 4x4	2/99 on	DRUM4112		●	295	67.8	93	80.5	296.5	6

Econovan

1800, 2000, 2200 Except 1800SWB	84 on	DRUM1625		●	260	63	93	76	261.5	6
---------------------------------	-------	-----------------	--	---	-----	----	----	-----------	-------	---

Escape

ZB 2.0L 4Cyl & 3.0L V6	01 - 05	DRUM4074		●	228.7	49.7	72	66.5	230.1	5
------------------------	---------	-----------------	--	---	-------	------	----	-------------	-------	---

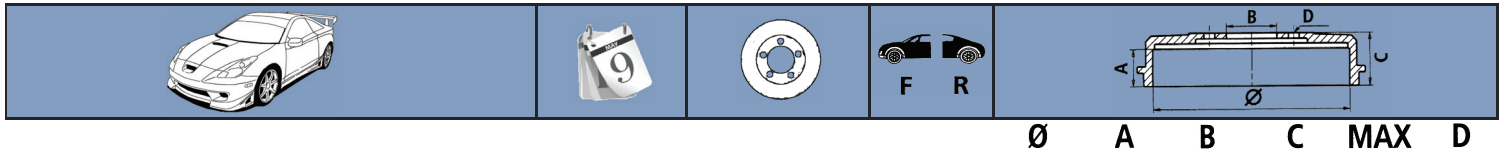
Escort

Sedan & Van MKII	75 - 80	DRUM4003		●	228.6	53.5	63.5	71	229.6	4
RS2000	5/79 - 81	DRUM4003		●	228.6	53.5	63.5	71	229.6	4

F100

4WD	64 - 75	DRUM4130		●	279.4	60.2	90.7	78.5	281.7	5
2WD	1968 - 76	DRUM4131		●	280.2	70.1	72.9	92.2	282.4	5

Brake Drums



FORD

F100

2WD & 4WD	75 - 12/86	DRUM1620		●	280	70	73	92	281.6	5
2WD	80 - 83	DRUM4134		●	254	73.7	70.6	88.7	256.3	5
2WD & 4WD	99 - 04	DRUM4137		●	280.7	71.2	87.5	93	282.4	5

F150

4WD	64 - 75	DRUM4130	●		279.4	60.2	90.7	78.5	281.7	5
2WD	68 - 76	DRUM4131		●	280.2	70.1	72.9	92.2	282.4	5
With 5.50" Stud Circle	87 - 96	DRUM4109		●	280	68.6	87.4	94	282.5	5
2WD & 4WD With 5.31" Stud Circle	97 on	DRUM4044		●	279.4	68.6	87.4	94	282.4	5
2WD & 4WD	99 - 04	DRUM4137		●	280.7	71.2	87.5	93	282.4	5

F250

2WD	56 - 76	DRUM4133	●		308.1	65.8	120.7	76.7	309.6	8
4WD	59 - 75	DRUM4129	●		307.7	63.8	116.8	84.1	310	8
2WD & 4WD	66 - 83	DRUM4132		●	304.7	79	127	125.7	307.1	8
2WD	72 - 76	DRUM4128		●	308.1	63	127	84.9	310.1	8
Non Semi-floating axle 9/16" Studs	80 - 91	DRUM1621A		●	304.8	76	119	120	306.3	8
2WD & 4WD	83 - 94	DRUM4136		●	304.8	88.4	119.4	124.5	307.1	8
2 & 4WD Suit 12" x 2.1/2" shoe	83 - 97	DRUM1621B		●	304.8	90.4	127	135.4	307.1	8
2 & 4WD Excluding Super Duty 5/8" Studs	86 - 96	DRUM4110		●	304.8	75.4	119.4	118.5	307.1	8

F350

2WD & 4WD	66 - 83	DRUM4132		●	304.7	79	127	125.7	307.1	8
2WD SRW & DRW	67 - 80	DRUM1628B		●	304.8	90	135	180	307	8
Super Cab	74 - 79	DRUM1622		●	304.8	88.8	137.3	127.9	307.1	8
2WD SRW	80 - 85	DRUM1622		●	304.8	88.8	137.3	127.9	307.1	8
4WD DRW	80 - 89	DRUM1628B		●	304.8	90	135	180	307	8
2WD DRW	81 - 89	DRUM1628B		●	304.8	90	135	180	307	8
2WD & 4WD	83 - 94	DRUM4136		●	304.8	88.4	119.4	124.5	307.1	8
2WD & 4WD	84 - 89	DRUM4135		●	304.8	88.9	127	159.5	307.1	8

Falcon/Fairmont

XB	73 - 76	DRUM1610		●	254	55	70	68.5	255.5	5
XC	76 - 79	DRUM1610		●	254	55	70	68.5	255.5	5
XD	79 - 82	DRUM1610		●	254	55	70	68.5	255.5	5
XE	82 - 84	DRUM1610		●	254	55	70	68.5	255.5	5
XF	84 - 87	DRUM1610		●	254	55	70	68.5	255.5	5

Festiva

WA	10/91 - 94	DRUM4048		●	170	34.5	Hub	70	171.5	4
----	------------	-----------------	--	---	-----	------	-----	-----------	-------	---

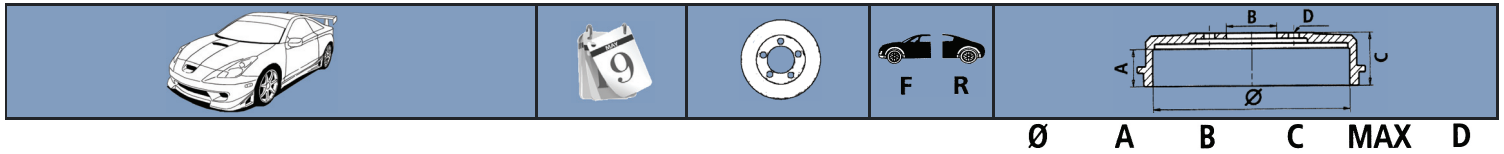
KA

1.3L	00 on	DRUM4069		●	180	44	50.3	76	181	4
------	-------	-----------------	--	---	-----	----	------	-----------	-----	---

Laser

KA, KB	81 - 85	DRUM1611		●	180	36	Hub	55	181	4
KC Sedan & Hatch	85 - 89	DRUM1612		●	200	32	Hub	65.5	201	4

Brake Drums



FORD

Laser

KE Wagon	85 - 89	DRUM1613		●	228.6	32.5	Hub	66.5	229.5	4
KE Except Wagon	85 - 89	DRUM1612		●	200	32	Hub	65.5	201	4
KH Sedan & Hatch	89 - 8/91	DRUM1612		●	200	32	Hub	65.5	201	4
KF Sedan & Hatch	89 - 8/91	DRUM1612		●	200	32	Hub	65.5	201	4
KF	9/91 - 94	DRUM4060		●	200	42	55	58	201	4
KH	9/91 - 94	DRUM4060		●	200	42	55	58	201	4
KJ Including Series II	95 on	DRUM4071		●	200	34	55	53	201	4

Maverick

GY, KY	88 - 93	DRUM1709		●	295	72	111	85	296.5	6
--------	---------	-----------------	--	---	-----	----	-----	-----------	-------	---

Maxi

1800, 2000, 2200 Except 1800SWB	84 on	DRUM1625		●	260	63	93	76	261.5	6
---------------------------------	-------	-----------------	--	---	-----	----	----	-----------	-------	---

Meteor

GC	85 - 89	DRUM1612		●	200	32	Hub	65.5	201	4
----	---------	-----------------	--	---	-----	----	-----	-------------	-----	---

Mustang

6 Cyl Hardtop & Convertible	60 - 66	DRUM4118	●		228.6	64.8	61.5	72.4	230.1	4
V8	60 - 73	DRUM4119	●		254	71.4	61.7	96.7	255.5	5
6 Cyl Convertible	60 - 66	DRUM4118		●	228.6	64.8	61.5	72.4	230.1	4
V8	60 - 73	DRUM4121		●	254	53.8	61.7	83.8	256.3	5
6 Cyl Hardtop	60 - 73	DRUM4120		●	228.6	46.7	61.7	59.7	230.1	4
6 Cyl	66 - 73	DRUM4122	●		228.6	64.1	61.7	79.5	230.9	4
V8	67 - 73	DRUM4123		●	254	60.6	61.8	87.9	256.3	5
With 9" Rear Drums	74 - 93	DRUM4124		●	228.6	52.3	64.5	86.9	230.1	4
With 10" Rear Drums	80 - 88	DRUM4125		●	254	58.3	64.5	85.9	255.5	4

Ranger

PJ, PK 4x2 Ute	8/06on	DRUM4112		●	295	67.8	93	80.5	296.5	6
----------------	--------	-----------------	--	---	-----	------	----	-------------	-------	---

Spectron

1800, 2000, 2200 Except 1800SWB	84 on	DRUM1625		●	260	63	93	76	261.5	6
---------------------------------	-------	-----------------	--	---	-----	----	----	-----------	-------	---

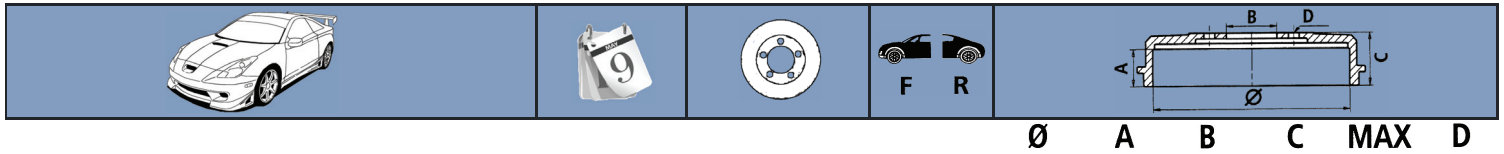
Telstar

AR	83 - 9/87	DRUM4004		●	200	31	Hub	72	201	4
AS	83 - 9/87	DRUM4004		●	200	31	Hub	72	201	4

Trader

2.6L With 75mm wide shoes	81 - 84	BD3035	●	●	320	87	145	158	321.5	5
3.0L With 75mm wide shoes	81 - 84	BD3035	●	●	320	87	145	158	321.5	5
4.1L With 110mm Wide Shoes	81 - 89	BD3036	●	●	320	120	165	170	321.5	6
2.0L With 75mm wide shoes	81 - 89	BD3035	●	●	320	87	145	158	321.5	5
3.5L Non-Turbo With 75mm Wide shoes	84 - 89	BD3035	●	●	320	87	145	158	321.5	5
3.5L With 90mm Wide Shoes	89 on	BD3067	●	●	320	100	145	165	321.5	5
4.0L With 110mm Wide Shoes	89 - 95	BD3036	●	●	320	120	165	170	321.5	6
4.6L With 110mm Wide Shoes	92 on	BD3036	●	●	320	120	165	170	321.5	6
4.0L With 75mm wide shoes	95 on	BD3114	●	●	320	90	163	135	321.5	5

Brake Drums



FORD

Transit

Dual Rear Wheels	65 - 86	DRUM4006		●	254	85	130	147	256	6
Single Rear Wheel	65 - 86	DRUM4005		●	228.6	57	109.5	84	230	5
80	86 - 8/91	DRUM4007		●	228.6	57.5	115	84	230	5
100	86 - 8/91	DRUM4007		●	228.6	57.5	115	84	230	5
115	86 - 8/91	DRUM4007		●	228.6	57.5	115	84	230	5
120	86 - 8/91	DRUM4007		●	228.6	57.5	115	84	230	5
80	8/91 - 00	DRUM1640		●	254	57.5	132	96	255.5	5
150	8/91 - 00	DRUM1641		●	280	75.5	142.5	132.5	281.5	6
130	8/91 - 00	DRUM1641		●	280	75.5	142.5	132.5	281.5	6
120	8/91 - 00	DRUM1641		●	280	75.5	142.5	132.5	281.5	6
120	8/91 - 00	DRUM1640		●	254	57.5	132	96	255.5	5
115	8/91 - 00	DRUM1641		●	280	75.5	142.5	132.5	281.5	6
115	8/91 - 00	DRUM1640		●	254	57.5	132	96	255.5	5
100	8/91 - 00	DRUM1640		●	254	57.5	132	96	255.5	5
190	8/91 - 00	DRUM1641		●	280	75.5	142.5	132.5	281.5	6
100	8/91 - 00	DRUM1641		●	280	75.5	142.5	132.5	281.5	6
DRW LWB	8/00 - 02	DRUM4083		●	280	75	142.5	132.5	282	6
SRW SWB	02 on	DRUM4087		●	280	65	118	105	282	5

HINO

AC140

Bus with 5 stud wheels	83 - 90	BD3155		●						5
------------------------	---------	---------------	--	---	--	--	--	--	--	---

HOLDEN

Apollo

JK	89 - 92	DRUM4067		●	228.6	55	54	71	230	5
JL	89 - 92	DRUM4067		●	228.6	55	54	71	230	5

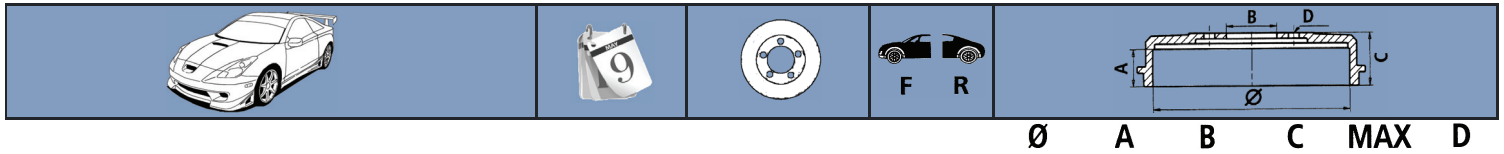
Astra

LB	84 - 87	DRUM4019		●	180	41.5	Hub	82	181	4
LC	84 - 87	DRUM4019		●	180	41.5	Hub	82	181	4
LD	87 - 89	DRUM4082		●	203.2	41.5	Hub	82	204.6	4
TR	9/96 on	DRUM1680		●	200	53	57	67	201	4

Barina

MB	2/85 - 88	DRUM4008		●	180	42	Hub	65.5	181	4
ML	2/85 - 88	DRUM4008		●	180	42	Hub	65.5	181	4
MF	2/89 - 94	DRUM1608		●	180	36	Hub	74	182	4

Brake Drums



HOLDEN

Barina

MH	2/89 - 94	DRUM1608		●	180	36	Hub	74	182	4
SB With ABS	94 - 00	DRUM4065		●	200	35	Hub	84	201.4	4
SB Non-ABS	94 - 00	DRUM1609		●	200	35	Hub	84	201.4	4
XC With ABS	00 on	DRUM4144		●	200	54	Hub	94	201	4
XC Non-ABS	00 on	DRUM4145		●	200	35	Hub	86	201	4

Colorado

RC 2.4L Petrol	08 on	DRUM4098		●	254	61	101	71	255.5	6
RC 3.0L & 3.5L V6	08 on	DRUM4092		●	295	60	101	81	296.5	6

Combo

SB Van	2/96 - 00	DRUM1650		●	230	59.5	57	75.5	231.2	4
XC 1.6L	01 - 04	DRUM4099		●	230	50	57	66	231	4

Commodore

VB 6 & 8 Cyl	78 - 80	DRUM1605		●	230	58	69	74.5	231.5	5
VC 6 & 8 Cyl	80 - 81	DRUM1605		●	230	58	69	74.5	231.5	5
VH 6 & 8 Cyl	81 - 84	DRUM1605		●	230	58	69	74.5	231.5	5
VL 6 & 8 Cyl	86 - 88	DRUM1605		●	230	58	69	74.5	231.5	5

Drover

QB 4WD	3/85 - 87	DRUM1831		●	220	52	57	63	222	5
--------	-----------	-----------------	--	---	-----	----	----	-----------	-----	---

Frontera

UT 2.0L	3/95 - 6/99	DRUM1651		●	254	61.5	95	75	255.5	6
---------	-------------	-----------------	--	---	-----	------	----	-----------	-------	---

Gemini

TX, TC, TD	3/75 - 4/78	DRUM1600		●	228.6	54	54	67	230.1	4
RB FWD	5/85 - 87	DRUM1601		●	180	42	Hub	65.5	182	4

Holden

HQ, HJ	71 - 76	DRUM1604		●	254	50.8	71.5	69	255.5	5
HX, HZ	76 - 80	DRUM1604		●	254	50.8	71.5	69	255.5	5
WB Ute & Van	80 - 84	DRUM1604		●	254	50.8	71.5	69	255.5	5

Jackaroo

UBS13 - 522	11/81 - 91	DRUM1652		●	254	61	96.5	71	255.5	6
-------------	------------	-----------------	--	---	-----	----	------	-----------	-------	---

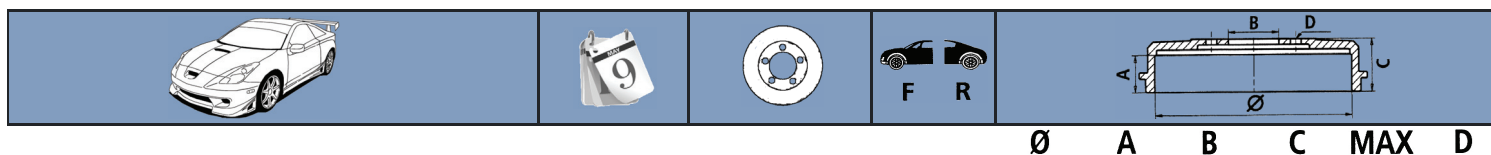
Nova

LE	89 - 91	DRUM1602		●	200	55	54	65.5	201.4	4
LF	91 - 94	DRUM1602		●	200	55	54	65.5	201.4	4
LG 1.6L	94 - 97	DRUM4073		●	200	55	55	65.5	201	4

Rodeo

2WD	80 on	DRUM1652		●	254	61	96.5	71	255.5	6
4WD	80 - 11/96	DRUM1652		●	254	61	96.5	71	255.5	6
TF 2WD & 4WD	11/96 on	DRUM1653		●	295	60	96.5	81	296.5	6
RA Without High Ride Suspension	11/02 - 08	DRUM4098		●	254	61	101	71	255.5	6
RA With High Ride Suspension	11/02 - 08	DRUM4092		●	295	60	101	81	296.5	6

Brake Drums



HOLDEN

Shuttle

WFR	82 - 90	DRUM1652		●	254	61	96.5	71	255.5	6
-----	---------	-----------------	--	---	-----	----	------	-----------	-------	---

Suburban

1500 Petrol	98 on	DRUM4046		●	283.2	85.1	78.61	97.6	285.5	6
-------------	-------	-----------------	--	---	-------	------	-------	-------------	-------	---

HONDA

Accord

SJ	77 - 81	DRUM1823		●	180	44.5	Hub	60.5	181	4
SY, AD	82 - 12/85	DRUM1824		●	200	42.5	Hub	72	201	4
CA	1/86 - 89	DRUM1825		●	200	42.5	61	59	201	4

Civic

SB - SF	73 - 79	DRUM1820		●	180	43	Hub	72	181	4
SL, WC	80 - 83	DRUM1821		●	180	34	Hub	51	181	4
AL, ED	84 - 90	DRUM1822		●	180	37	61	62	181	4
EG - EK 3 & 4 Door	90 - 96	DRUM1822		●	180	37	61	62	181	4
EG - EH 4 Door	92 - 96	DRUM1825		●	200	42.5	61	59	201	4

Concerto

1.5 & 1.6L	88 - 91	DRUM4063		●	200	40.5	61	57	201	4
------------	---------	-----------------	--	---	-----	------	----	-----------	-----	---

CRV

4 D Wagon Auto/Manual	10/97 - 12/01	DRUM4040		●	220	44.5	64	60	221.5	5
-----------------------	---------------	-----------------	--	---	-----	------	----	-----------	-------	---

HRV

5 Door	97 on	DRUM4040		●	220	44.5	64	60	221.5	5
3 Door	97 on	DRUM4064		●	200	44.5	64.1	60	201.4	5

Prelude

SN	79 - 82	DRUM4012		●	180	33.5	Hub	76	181	4
----	---------	-----------------	--	---	-----	------	-----	-----------	-----	---

HYUNDAI

Accent

Accent	00 - 02	DRUM4080		●	180	44.1	62.5	63.2	182	4
Hat type drum	03 on	DRUM4094		●	203.7	44	62.2	64	205.2	4

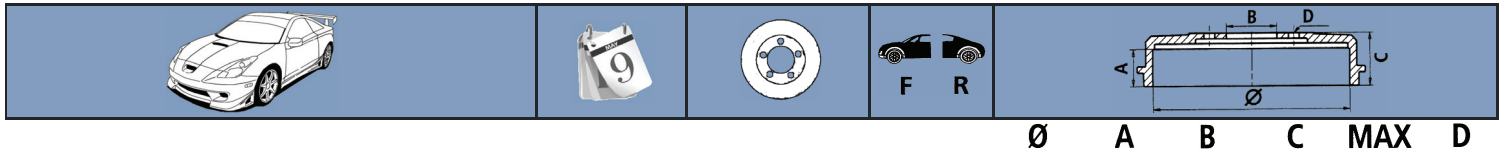
Elantra

J2	10/00 - 8/06	DRUM4095		●	203.3	47.4	76	61	205.2	4
----	--------------	-----------------	--	---	-------	------	----	-----------	-------	---

Excel

X1	86 - 88	DRUM4076		●	180	39	Hub	71.5	181	4
X2	8/89 - 7/92	DRUM1670		●	180	46.5	Hub	71.5	181	4
X2	8/92 - 5/96	DRUM1671		●	180	46.5	Hub	71.5	181	4

Brake Drums



HYUNDAI

Excel

X3	6/96 on	DRUM1677		●	180	38.6	76	58.7	182	4
X3	2/96 - 5/96	DRUM4126		●	180	38.9	89.9	58.6	182	4

Lantra

KF2, KF3	5/91 on	DRUM1673		●	203	47	Hub	71.5	204	4
KF2, KF3 Hat type Drum	8/95 - 10/00	DRUM4095		●	203.3	47.4	76	61	205.2	4

S Coupe

S Coupe	5/90 - 7/92	DRUM1670		●	180	46.5	Hub	71.5	181	4
S Coupe	7/92 on	DRUM1671		●	180	46.5	Hub	71.5	181	4

Sonata

AF2, AF3	88 - 94	DRUM1674		●	225	55	90	72	226.5	4
AF2, AF3	94 - 97	DRUM1675		●	228.6	55	90	63	230	4

ISUZU

D-Max

3.0L 4Cyl Diesel	08 on	DRUM4092		●	295	60	101	81	296.5	6
------------------	-------	-----------------	--	---	-----	----	-----	-----------	-------	---

IVECO

Daily

49.12	92 - 96	DRUM4013		●	254	96.5	129.8	123	255.4	6
-------	---------	-----------------	--	---	-----	------	-------	------------	-------	---

JEEP

Cherokee

NB	79 - 91	DRUM1792		●	279.4	65	78	84	281	6
XJ With 9" Drum	94 on	DRUM1793		●	228.6	73	72	90	230	5
XJ With 10" Drum	94 on	DRUM1794		●	254	75	72	102	255.5	5

CJ Series

CJ Series	76 - 78	DRUM1790		●	279.4	80	105.6	95	281	5
CJ Series	78 - 86	DRUM1791		●	254	54	112	70	255.5	5

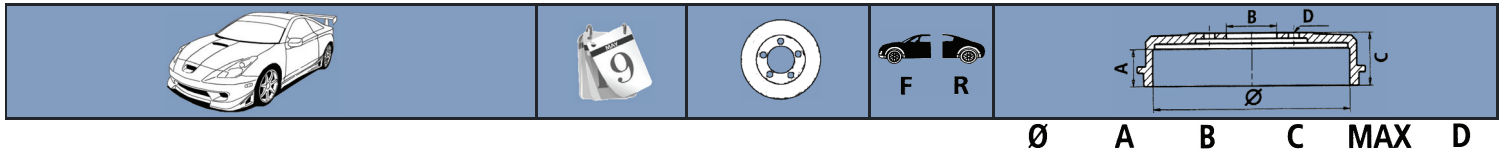
J10

Pickup	80 - 91	DRUM4051		●	305	73	116.8	135	306	8
--------	---------	-----------------	--	---	-----	----	-------	------------	-----	---

J20

Pickup	80 - 91	DRUM4051		●	305	73	116.8	135	306	8
--------	---------	-----------------	--	---	-----	----	-------	------------	-----	---

Brake Drums



JEEP

Wrangler

TJ	97 - 07	DRUM1793		●	228.6	73	72	90	230	5
----	---------	-----------------	--	---	-------	----	----	-----------	-----	---

KIA

Carnival

KV11	99 - 06	DRUM4057		●	250	66	71	104.5	251.2	5
------	---------	-----------------	--	---	-----	----	----	--------------	-------	---

K2700

PU (Without Bearing)	12/04 - 1/06	DRUM4147		●	220	69.6	126	109.4	221.5	5
----------------------	--------------	-----------------	--	---	-----	------	-----	--------------	-------	---

Mentor

Mentor	93 on	DRUM1660		●	200	42	57	58.5	201.4	4
--------	-------	-----------------	--	---	-----	----	----	-------------	-------	---

Pregio

CT 2.7L	02 on	DRUM1625		●	260	63	93	76	261.5	6
---------	-------	-----------------	--	---	-----	----	----	-----------	-------	---

Rio

BC 1.5L	00 - 02	DRUM4079		●	200.2	31.2	Hub	67.6	201.5	4
---------	---------	-----------------	--	---	-------	------	-----	-------------	-------	---

Sportage

2.0L	95 - 97	DRUM1661		●	250	68	43	90	251.4	5
------	---------	-----------------	--	---	-----	----	----	-----------	-------	---

LADA

Niva

2121	78 on	DRUM4014		●	250	57.5	100	89.5	251.4	5
------	-------	-----------------	--	---	-----	------	-----	-------------	-------	---

Samara

2108	86 - 91	DRUM4055		●	200	50	60	67.5	201.4	4
------	---------	-----------------	--	---	-----	----	----	-------------	-------	---

LANDROVER

88 Series

88 Series	71 - 85	DRUM4015		●	254	59	114	87	255.4	5
-----------	---------	-----------------	--	---	-----	----	-----	-----------	-------	---

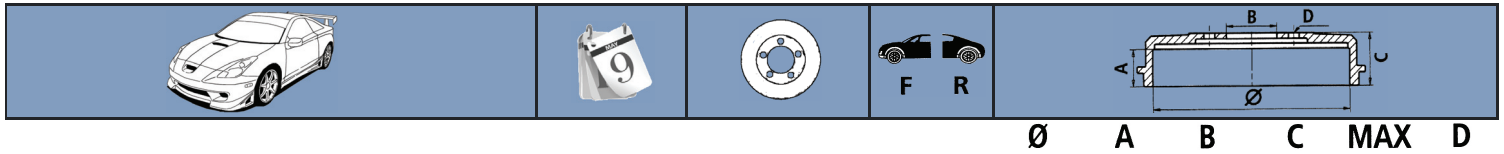
109 Series

2.6L With 14.5mm Stud Holes	68 - 81	DRUM1750		●	279.4	68	114	88	281	5
2.5L	71 - 85	DRUM1751		●	279.4	68	114	88	281	5
2.6L & 3.5L	71 - 85	DRUM1751		●	279.4	68	114	88	281	5

110 Series

2.25, 2.5, 3.5L	70 - 90	DRUM1751		●	279.4	68	114	88	281	5
-----------------	---------	-----------------	--	---	-------	----	-----	-----------	-----	---

Brake Drums



LANDROVER

Defender

110 Series	90 on	DRUM1751		●	279.4	68	114	88	281	5
------------	-------	-----------------	--	---	-------	----	-----	-----------	-----	---

MAZDA

121

DA	86 - 91	DRUM4048		●	170	34.5	Hub	70	171.5	4
DB	11/93 on	DRUM4060		●	200	42	55	58	201	4

323

BD FWD	81 - 85	DRUM1611		●	180	36	Hub	55	181	4
BW FWD Wagon	85 - 89	DRUM1613		●	228.6	32.5	Hub	66.5	229.5	4
BF Front Wheel Drive	85 - 89	DRUM1612		●	200	32	Hub	65.5	201	4
BJ	7/99 on	DRUM4060		●	200	42	55	58	201	4

626

RWD	78 - 82	DRUM1614		●	228.5	50	No Hole	62	229.6	4
Front Wheel Drive	83 - 87	DRUM4004		●	200	31	Hub	72	201	4

929

929	78 - 80	DRUM1614		●	228.5	50	No Hole	62	229.6	4
-----	---------	-----------------	--	---	-------	----	---------	-----------	-------	---

B Series

B2000	82 - 84	DRUM1627		●	260	50	93	62	261	6
B1800	82 - 84	DRUM1627		●	260	50	93	62	261	6
B2000, 2200, 2600	84 - 10/98	DRUM1625		●	260	63	93	76	261.5	6
B2200, B2500, B2600	2/99 on	DRUM4112		●	295	67.8	93	80.5	296.5	6

BT50

4x2 Ute - High Rider	8/06on	DRUM4112		●	295	67.8	93	80.5	296.5	6
----------------------	--------	-----------------	--	---	-----	------	----	-------------	-------	---

Capella

Capella	70 - 78	DRUM4058		●	199.6	35.6	0	80	202	4
---------	---------	-----------------	--	---	-------	------	---	-----------	-----	---

E Series

E1600, E1800 SRW, E2000, 2200, B2000, 2200,	83 - 86	DRUM1625		●	260	63	93	76	261.5	6
---	---------	-----------------	--	---	-----	----	----	-----------	-------	---

MPV

LW, LWA2	99 - 03	DRUM4102		●	254	61.5	72	78.2	255.5	5
----------	---------	-----------------	--	---	-----	------	----	-------------	-------	---

RX4

RX4	73 - 79	DRUM4059		●	200	38	48	73.5	201	4
-----	---------	-----------------	--	---	-----	----	----	-------------	-----	---

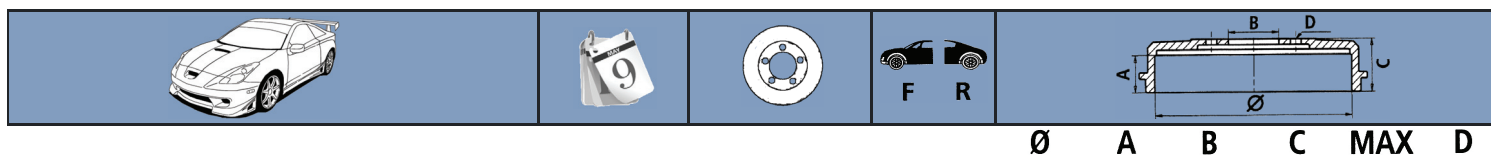
T2000

With 75mm wide shoes	81 - 89	BD3035	●	●	320	87	145	158	321.5	5
----------------------	---------	---------------	---	---	-----	----	-----	------------	-------	---

T2600

With 75mm wide shoes	81 - 84	BD3035	●	●	320	87	145	158	321.5	5
----------------------	---------	---------------	---	---	-----	----	-----	------------	-------	---

Brake Drums



MAZDA

T3000

With 75mm wide shoes	81 - 84	BD3035	●	●	320	87	145	158	321.5	5
----------------------	---------	---------------	---	---	-----	----	-----	------------	-------	---

T3500

0409 Non-Turbo With 75mm Wide shoes	84 - 89	BD3035	●	●	320	87	145	158	321.5	5
0509 With 90mm Wide Shoes	89 on	BD3067	●	●	320	100	145	165	321.5	5

T4000

With 110mm Wide Shoes	89 - 95	BD3036	●	●	320	120	165	170	321.5	6
With 75mm wide shoes	95 on	BD3114	●	●	320	90	163	135	321.5	5

T4100

With 110mm Wide Shoes	81 - 89	BD3036	●	●	320	120	165	170	321.5	6
-----------------------	---------	---------------	---	---	-----	-----	-----	------------	-------	---

T4600

With 110mm Wide Shoes	92 on	BD3036	●	●	320	120	165	170	321.5	6
-----------------------	-------	---------------	---	---	-----	-----	-----	------------	-------	---

Tribute

2.0L 4Cyl & 3.0L V6	00 - 05	DRUM4074		●	228.7	49.7	72	66.5	230.1	5
---------------------	---------	-----------------	--	---	-------	------	----	-------------	-------	---

MERCEDES

A140

W168	97 - 04	DRUM4091		●	180	49	67	57.5	181.2	5
------	---------	-----------------	--	---	-----	----	----	-------------	-------	---

A160

W168	97 - 04	DRUM4091		●	180	49	67	57.5	181.2	5
------	---------	-----------------	--	---	-----	----	----	-------------	-------	---

A170

W168	97 - 04	DRUM4091		●	180	49	67	57.5	181.2	5
------	---------	-----------------	--	---	-----	----	----	-------------	-------	---

MINI

Clubman GT

Clubman GT	65 - 71	DRUM1811		●	177.8	47.5	74	83	179.3	4
------------	---------	-----------------	--	---	-------	------	----	-----------	-------	---

Cooper

Cooper	62 - 65	DRUM1810		●	177.8	47.5	74	60	179.3	4
--------	---------	-----------------	--	---	-------	------	----	-----------	-------	---

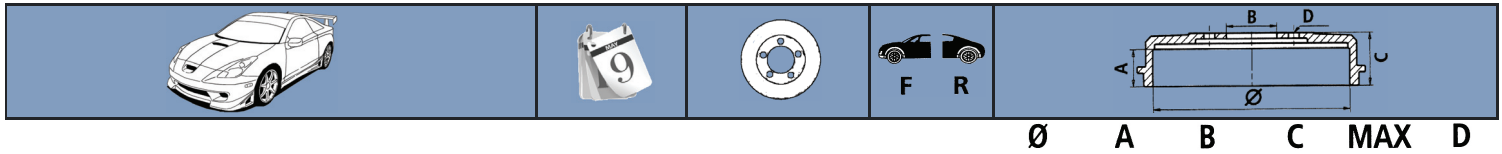
Cooper S

Cooper S	65 - 71	DRUM1811		●	177.8	47.5	74	83	179.3	4
----------	---------	-----------------	--	---	-------	------	----	-----------	-------	---

Moke

Van & Moke	64 - 79	DRUM1810	●		177.8	47.5	74	60	179.3	4
Van & Moke	64 - 79	DRUM1810		●	177.8	47.5	74	60	179.3	4

Brake Drums



MITSUBISHI

Canter

FE73B	05 on	BD3080	●	●	320	90	165	135	321.5	5
FE85P 4 Tonne	05 on	BD3106	●	●	320	110	175	156	321.5	6
FE83P	05 on	BD3080	●	●	320	90	165	135	321.5	5
FE84P	05 - 08	BD3080	●	●	320	90	165	135	321.5	5

Colt

RB - RE	82 - 90	DRUM4076		●	180	39	Hub	71.5	181	4
RB - RE Turbo	82 - 90	DRUM4078		●	180	42	Hub	72	182	4

Cordia

AA - AC	84 - 89	DRUM4066		●	203	38.5	Hub	73	205	4
---------	---------	-----------------	--	---	-----	------	-----	-----------	-----	---

Galant

GC	74 - 77	DRUM4016		●	228.6	47	90	62.5	230.6	4
GD Wagon	74 - 77	DRUM4016		●	228.6	47	90	62.5	230.6	4
GD Sedan GL22	75 - 77	DRUM4016		●	228.6	47	90	62.5	230.6	4

L200

Petrol	80 - 85	DRUM1780		●	241	58	93.5	80.5	242.7	6
Diesel	82 - 85	DRUM1781		●	254	62	93.5	83	255.4	6

L300

SB - SE	82 - 9/86	DRUM1781		●	254	62	93.5	83	255.4	6
All models 4WD	83 on	DRUM1781		●	254	62	93.5	83	255.4	6
SF - SH	10/86 on	DRUM1782		●	254	62	75	70.5	255.4	5
WA 2.0L	94 on	DRUM1782		●	254	62	75	70.5	255.4	5

Lancer

LB Hatch	77 - 81	DRUM4016		●	228.6	47	90	62.5	230.6	4
LC	77 - 81	DRUM4016		●	228.6	47	90	62.5	230.6	4
CA, CB	88 - 93	DRUM1725		●	180	39	Hub	71.5	181	4
CC	10/92 on	DRUM1726		●	203	42	64	64.5	204.2	4
CC, CE	10/92 on	DRUM1727		●	180	46	64	66	181	4

Mirage

CE 1.5, 1.8L	10/92 on	DRUM1727		●	180	46	64	66	181	4
--------------	----------	-----------------	--	---	-----	----	----	-----------	-----	---

Nimbus

UA - UC	84 - 90	DRUM4066		●	203	38.5	Hub	73	205	4
UF	2/92 on	DRUM4016		●	228.6	47	90	62.5	230.6	4

Outlander

ZE, ZF 2.4L AWD	03 - 06	DRUM4100		●	228.7	38.6	90	60	230.6	5
-----------------	---------	-----------------	--	---	-------	------	----	-----------	-------	---

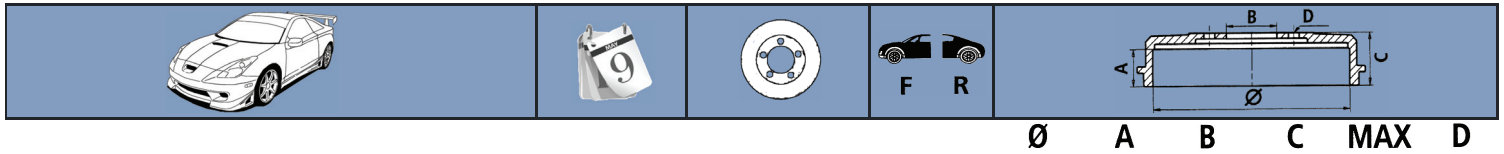
Pajero

NA - NG	1/83 on	DRUM1781		●	254	62	93.5	83	255.4	6
NH	91 on	DRUM4143		●	254	61.9	108	83.1	256	6

Pajero IO

1.8L 4WD	99 on	DRUM4100		●	228.7	38.6	90	60	230.6	5
----------	-------	-----------------	--	---	-------	------	----	-----------	-------	---

Brake Drums



mitsubishi

Triton

ME - MJ 2WD & 4WD	10/86 - 12/96	DRUM1781		●	254	62	93.5	83	255.4	6
MK 2WD	96 on	DRUM1781		●	254	62	93.5	83	255.4	6
MK 4X4	96 on	DRUM4088		●	270	61.2	108	93.4	272	6
ML 4x4	2007 on	DRUM4111		●	295	73.2	94	91.4	297	6

NISSAN

120Y

120Y & Ute	70 - 74	DRUM4061		●	203	45.5	64	58	204.2	4
120Y & Ute	70 - 79	DRUM4062		●	203	48	68	57	204.2	4

180B

610 Sedan/Wagon	72 - 77	DRUM1700		●	229	54	68	67	230	4
-----------------	---------	-----------------	--	---	-----	----	----	-----------	-----	---

200B

810	77 - 81	DRUM1700		●	229	54	68	67	230	4
-----	---------	-----------------	--	---	-----	----	----	-----------	-----	---

240Z

HS30, RS30, GRS30	70 - 78	DRUM4017		●	229	52	68	64	230	4
-------------------	---------	-----------------	--	---	-----	----	----	-----------	-----	---

260Z

HS30, RS30, GRS30	70 - 78	DRUM4017		●	229	52	68	64	230	4
-------------------	---------	-----------------	--	---	-----	----	----	-----------	-----	---

520

520	67 - 12/79	DRUM4021		●	254	52	90	59.5	255.5	6
-----	------------	-----------------	--	---	-----	----	----	-------------	-------	---

620

620	67 - 12/79	DRUM4021		●	254	52	90	59.5	255.5	6
-----	------------	-----------------	--	---	-----	----	----	-------------	-------	---

720

2WD	79 - 12/82	DRUM1707		●	254	51	90	56	255.5	6
4WD	9/79 - 3/83	DRUM1707		●	254	51	90	56	255.5	6
2WD & 4WD	83 - 8/85	DRUM1708		●	254	55	90	69	255.5	6

1600

510 Sedan/Wagon	68 - 73	DRUM1700		●	229	54	68	67	230	4
-----------------	---------	-----------------	--	---	-----	----	----	-----------	-----	---

Bluebird

910 Sedan/Wagon	81 on	DRUM1700		●	229	54	68	67	230	4
-----------------	-------	-----------------	--	---	-----	----	----	-----------	-----	---

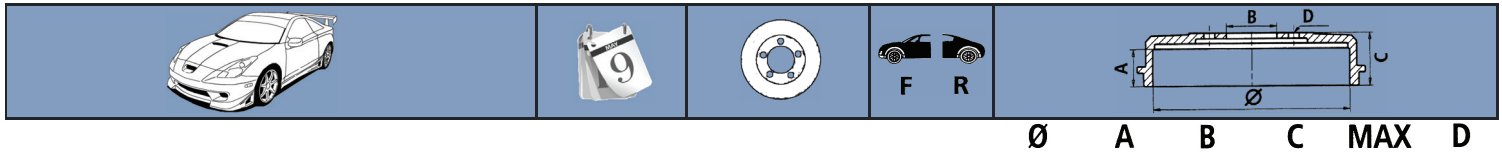
Gazelle

S12	1/84 - 4/85	DRUM1700		●	229	54	68	67	230	4
-----	-------------	-----------------	--	---	-----	----	----	-----------	-----	---

Navara

D21 4WD	9/85 - 8/89	DRUM4022		●	254	68.5	100.5	80.5	255.5	6
D21 2WD	8/89 - 97	DRUM1706		●	254	68.5	100.5	80	255.5	6
D21 2WD	8/89 - 97	DRUM1716		●	260	63.5	100.5	73	262	6
D21 4WD	8/89 - 97	DRUM1704		●	295	69	100.5	88.5	297	6
D22 2WD	97 on	DRUM1704		●	295	69	100.5	88.5	297	6

Brake Drums



NISSAN

Navara

D22 4WD	97 on	DRUM1704		●	295	69	100.5	88.5	297	6
D40	5/07 on	DRUM4146		●	295	71.2	68	88.6	296.5	6

Nomad

C22 Van	86 - 93	DRUM1700		●	229	54	68	67	230	4
---------	---------	-----------------	--	---	-----	----	----	-----------	-----	---

Pathfinder

WD21 2.4L	9/86 - 8/89	DRUM4022		●	254	68.5	100.5	80.5	255.5	6
WD21 2.4L	9/89 - 7/92	DRUM1716		●	260	63.5	100.5	73	262	6
3.0L	7/92 on	DRUM1716		●	260	63.5	100.5	73	262	6
VG33 R50	9/95 on	DRUM4089		●	295	67	100.5	88.5	297	6

Patrol

MQ Series	1/81 - 12/87	DRUM1705		●	270	65.5	102	74	271.5	6
GQ Series	88 on	DRUM1709		●	295	72	111	85	296.5	6

Pintara

U12	11/89 - 10/92	DRUM1700		●	229	54	68	67	230	4
-----	---------------	-----------------	--	---	-----	----	----	-----------	-----	---

Prairie

M10 Wagon	12/82 - 6/86	DRUM4018		●	203.2	41.5	Hub	82	204.6	4
-----------	--------------	-----------------	--	---	-------	------	-----	-----------	-------	---

Pulsar

N12	82 - 5/87	DRUM4019		●	180	41.5	Hub	82	181	4
KN13 1.6 & 1.8L Non-Turbo	86 - 11/89	DRUM4082		●	203.2	41.5	Hub	82	204.6	4
N13	5/87 - 9/91	DRUM4082		●	203.2	41.5	Hub	82	204.6	4
N14	10/91 - 9/95	DRUM1701		●	180	37.5	68	57.5	181	4
N15	10/95 on	DRUM1701		●	180	37.5	68	57.5	181	4

Skyline

R30	78 - 86	DRUM1700		●	229	54	68	67	230	4
-----	---------	-----------------	--	---	-----	----	----	-----------	-----	---

Stanza

A10 Coupe & Sedan	79 - 83	DRUM1700		●	229	54	68	67	230	4
-------------------	---------	-----------------	--	---	-----	----	----	-----------	-----	---

Urvan

E23	11/80 - 86	DRUM4021		●	254	52	90	59.5	255.5	6
E23 Diesel Some	85 on	DRUM1708		●	254	55	90	69	255.5	6
E24	3/87 - 93	DRUM1716		●	260	63.5	100.5	73	262	6

Ute

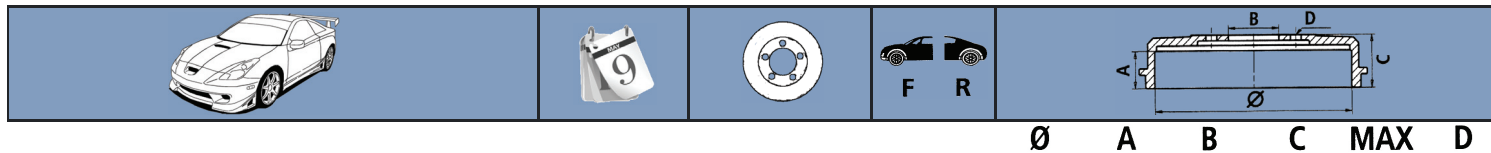
XFN DX, ST	89 - 91	DRUM1610		●	254	55	70	68.5	255.5	5
------------	---------	-----------------	--	---	-----	----	----	-------------	-------	---

PEUGEOT

205

205	91 on	DRUM4054		●	180	43	52	73	181	4
-----	-------	-----------------	--	---	-----	----	----	-----------	-----	---

Brake Drums



PEUGEOT

306

With ABS	9/95 on	DRUM4072		●	203	46.5	52	81	204.2	4
----------	---------	-----------------	--	---	-----	------	----	-----------	-------	---

405

405	87 - 96	DRUM4023		●	228.5	50.5	71	66	229.6	4
-----	---------	-----------------	--	---	-------	------	----	-----------	-------	---

406

406	95 on	DRUM4023		●	228.5	50.5	71	66	229.6	4
-----	-------	-----------------	--	---	-------	------	----	-----------	-------	---

504

Wagon	72 - 86	DRUM4025		●	280	67	93	75	281.5	4
-------	---------	-----------------	--	---	-----	----	----	-----------	-------	---

505

Sedan	79 - 92	DRUM4024		●	255	55.5	93	70.5	256.5	4
-------	---------	-----------------	--	---	-----	------	----	-------------	-------	---

PORSCHE

924

2.0L	77 - 82	DRUM1850		●	230	50.5	Spline	63.2	232	4
------	---------	-----------------	--	---	-----	------	--------	-------------	-----	---

RENAULT

12

Renault 12	69 - 80	DRUM4026		●	180.2	53	Hub	86	181.5	3
------------	---------	-----------------	--	---	-------	----	-----	-----------	-------	---

15

Renault 15	71 - 79	DRUM4026		●	180.2	53	Hub	86	181.5	3
------------	---------	-----------------	--	---	-------	----	-----	-----------	-------	---

17

Renault 17	71 - 81	DRUM4026		●	180.2	53	Hub	86	181.5	3
------------	---------	-----------------	--	---	-------	----	-----	-----------	-------	---

18

Renault 18	79 - 86	DRUM4027		●	228.6	52.5	66	72.5	229.6	4
------------	---------	-----------------	--	---	-------	------	----	-------------	-------	---

Feugo

Feugo	84 - 86	DRUM4053		●	180.2	53.5	Hub	89.5	181.5	4
-------	---------	-----------------	--	---	-------	------	-----	-------------	-------	---

Some	86 on	DRUM4027		●	228.6	52.5	66	72.5	229.6	4
------	-------	-----------------	--	---	-------	------	----	-------------	-------	---

SEAT

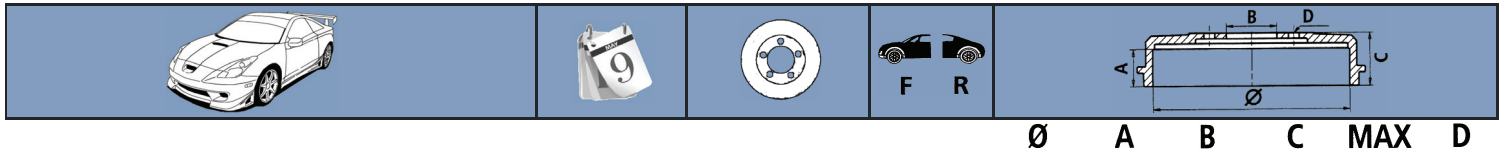
Cordoba

1.8L	95 on	DRUM4037		●	200	49.5	Hub	81	201	4
------	-------	-----------------	--	---	-----	------	-----	-----------	-----	---

Ibiza

1.4L	95 on	DRUM4001		●	180	38.5	Hub	75	181	4
------	-------	-----------------	--	---	-----	------	-----	-----------	-----	---

Brake Drums



SUZUKI

Baleno										
1.3, 1.6L	98 on	DRUM4084		●	200	40	58	56.4	202	4

Grand Vitara										
2.0L & 2.5L	98 - 00	DRUM1839		●	220.6	53.3	100	64.9	222	5
2.0L & 2.5L	00 - 05	DRUM4103		●	220	53.4	108.2	64	222	5
4 Cyl & V6	06 on	DRUM4104		●	254	46.4	61.8	61.6	256	5

Jimny										
SN413 1.3L	98 on	DRUM1839		●	220.6	53.3	100	64.9	222	5

Liana										
LH416, LH418	02 on	DRUM4084		●	200	40	58	56.4	202	4

Sierra										
SJ40, 410, 413 & SJ50 Series 1 - 5	83 - 86	DRUM1831		●	220	52	57	63	222	5
SJ413 Series 8 & 9	96 on	DRUM1831		●	220	52	57	63	222	5
SJ50 Series 6 & 7	96 on	DRUM1831		●	220	52	57	63	222	5

Swift										
SA310	85 - 88	DRUM4008		●	180	42	Hub	65.5	181	4
SA413	85 - 88	DRUM4008		●	180	42	Hub	65.5	181	4
SF310, SF413 3 & 5 Door	89 - 94	DRUM1608		●	180	36	Hub	74	182	4
SF413 4 Door & SF416	89 - 98	DRUM1834		●	200	40	64	56	202	4

Vitara										
2 Door Series 1 - 3	88 - 97	DRUM1835		●	220	42	50	61	222	5
4 Door Series 1 - 3	88 - 97	DRUM1836		●	254	53	50	66	255.6	5
2 Door Series 4	91 - 98	DRUM1837		●	220	41	100	61	221.5	5
4 Door Series 4	91 - 98	DRUM1838		●	254	54	100	66	255.6	5

X-90										
1.6L	95 - 98	DRUM1837		●	220	41	100	61	221.5	5

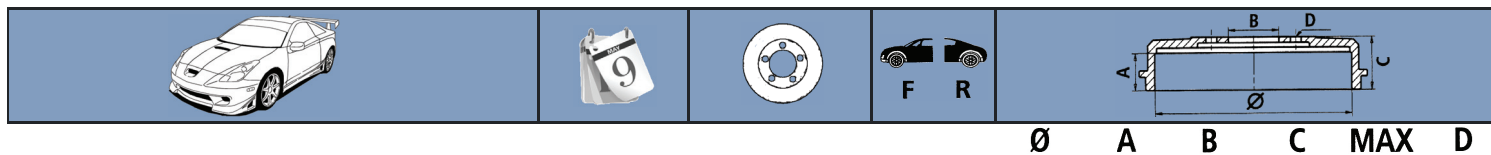
XL-7										
4WD	01 - 04	DRUM4086		●	254	64	108.2	70.1	256	5

TOYOTA

Camry										
SV11	10/82 - 10/86	DRUM4028		●	200	47	54	66.5	201.4	5
SV20	5/87 - 2/93	DRUM4067		●	228.6	55	54	71	230	5
SV21	5/87 - 2/93	DRUM4067		●	228.6	55	54	71	230	5
SV22	5/87 - 2/93	DRUM4067		●	228.6	55	54	71	230	5
SDV10 4Cyl	92 on	DRUM1603		●	228.6	56	62	71	230	5

Celica										
RA40 Coupe, Liftback	71 - 85	DRUM1735		●	228.6	54	60	71	230.6	4

Brake Drums



TOYOTA

Celica

TA23	71 - 85	DRUM1735		●	228.6	54	60	71	230.6	4
RA60 Coupe, Liftback	71 - 85	DRUM1735		●	228.6	54	60	71	230.6	4
RA23	71 - 85	DRUM1735		●	228.6	54	60	71	230.6	4
RA28	71 - 85	DRUM1735		●	228.6	54	60	71	230.6	4
TA22	71 - 85	DRUM1735		●	228.6	54	60	71	230.6	4
ST162	86 - 89	DRUM1602		●	200	55	54	65.5	201.4	4

Coaster

HZB50	93 - 02	BD3154		●	320	93	132	133	321.5	5
HZB30	90 - 93	BD3095		●	320	85	150	145	321.5	5
HZB50	7/99 - 11/02	BD3131		●	320	95	160	130	321.5	5
XZB50	8/04 on	BD3131		●	320	95	160	130	321.5	5

Corolla

KE30, 25, 26V, 30, 35, 36, 38	70 - 84	DRUM1737		●	200	46	60	63	202	4
KE70V Panel Van 1.3L	74 - 84	DRUM1735		●	228.6	54	60	71	230.6	4
KE55	74 - 84	DRUM1735		●	228.6	54	60	71	230.6	4
KE38	74 - 84	DRUM1735		●	228.6	54	60	71	230.6	4
KE35	74 - 84	DRUM1735		●	228.6	54	60	71	230.6	4
AE80	74 - 84	DRUM1735		●	228.6	54	60	71	230.6	4
KE30	74 - 84	DRUM1735		●	228.6	54	60	71	230.6	4
AE71 Sedan/Wagon	81 - 84	DRUM1737		●	200	46	60	63	202	4
KE70 Sedan/Wagon	81 - 84	DRUM1737		●	200	46	60	63	202	4
AE82 SOHC	1/85 - 12/88	DRUM1602		●	200	55	54	65.5	201.4	4
AE95 4WD	2/88 - 94	DRUM1665		●	200	59	54	70.5	201.4	4
AE90, 92 SOHC & AE94	2/89 - 10/94	DRUM1602		●	200	55	54	65.5	201.4	4
AE101, AE111	92 - 97	DRUM4073		●	200	55	55	65.5	201	4
AE112	5/97 - 01	DRUM4073		●	200	55	55	65.5	201	4

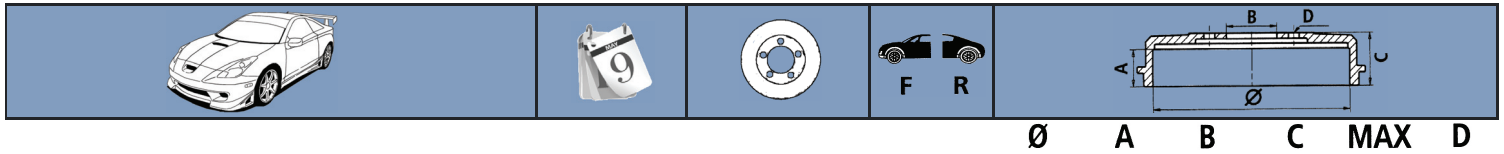
Corona

RT80 Drum/Drum	70 - 73	DRUM1735		●	228.6	54	60	71	230.6	4
RT81 Drum/Drum	70 - 73	DRUM1735		●	228.6	54	60	71	230.6	4
RT132	73 - 83	DRUM1735		●	228.6	54	60	71	230.6	4
XT131	73 - 83	DRUM1735		●	228.6	54	60	71	230.6	4
RT133 Liftback	73 - 83	DRUM1735		●	228.6	54	60	71	230.6	4
RT118 SE Wagon	73 - 83	DRUM1735		●	228.6	54	60	71	230.6	4
RT104 SE, CS Sedan	73 - 83	DRUM1735		●	228.6	54	60	71	230.6	4
XT130	73 - 83	DRUM1735		●	228.6	54	60	71	230.6	4
ST141 Sedan/Wagon	83 - 86	DRUM1735		●	228.6	54	60	71	230.6	4

Cressida

MX32	76 - 84	DRUM1735		●	228.6	54	60	71	230.6	4
MX36	76 - 84	DRUM1735		●	228.6	54	60	71	230.6	4
MX62 Sedan/Wagon	76 - 84	DRUM1735		●	228.6	54	60	71	230.6	4

Brake Drums



TOYOTA

Dyna

LH80	8/85 on	DRUM1732		●	254	67	67	78	256	5
YH81	8/85 on	DRUM1732		●	254	67	67	78	256	5
LH100 Series	8/85 on	DRUM1732		●	254	67	67	78	256	5
BU65	8/88 - 3/94	BD3096	●		320	93	106	103	321.5	5
BU65	8/88 - 3/94	BD3095		●	320	85	150	145	321.5	5

Echo

NCP10	3/99 - 1/01	DRUM4081		●	180	37.5	55	47.3	181	4
NCP12	8/02 - 11/05	DRUM4081		●	180	37.5	55	47.3	181	4

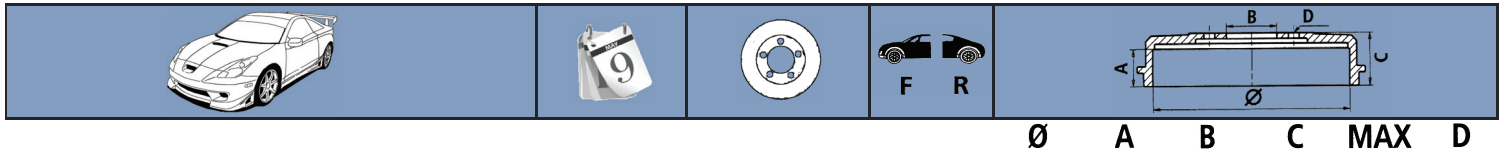
Hiace

LH20, 30	75 - 81	DRUM1733	●		254	64	67	70	256	5
RH11, 20, 22, 32, 42	75 - 81	DRUM1733	●		254	64	67	70	256	5
RH11, 20, 22, 32, 42	75 - 81	DRUM1732		●	254	67	67	78	256	5
LH11, 20, 30	75 - 81	DRUM1732		●	254	67	67	78	256	5
LH50, 60, 70 Series	82 - 87	DRUM1732		●	254	67	67	78	256	5
YH50, 60, 70 Series	82 - 87	DRUM1732		●	254	67	67	78	256	5
LH56, 66	86 - 87	DRUM1744		●	295	66	106	83	297	6
YH56, 66	86 - 87	DRUM1744		●	295	66	106	83	297	6
LH51, 61, 71	87 - 89	DRUM1733		●	254	64	67	70	256	5
YH53, 63, 73	87 - 89	DRUM1733		●	254	64	67	70	256	5
RZH103, 113, 125, LH103, 113, 125	1/91 - 8/95	DRUM1747		●	270	66	67	81	272	5
RZH103, 113, 125, LH103, 113, 125	8/95 - 8/96	DRUM4101		●	270	66	67	84	272	5
RCH12 SBV	8/95 - 10/99	DRUM1760		●	270	66	69	84	272	6
LH172, 184, RZH125	11/96 - 1/05	DRUM4101		●	270	66	67	84	272	5
RCH22 SBV	7/99 - 11/03	DRUM1760		●	270	66	69	84	272	6
LH162, RZH155	7/99 - 8/04	DRUM4101		●	270	66	67	84	272	5
KDH & TRH Series	1/05 - 8/09	DRUM4106		●	254	62	106	72	256	6
KDH & TRH Series	8/09 on	TBA		●	254	62	107	72	256	6

Hilux 2WD

RN10, 20	72 - 78	DRUM1732	●		254	67	67	78	256	5
RN10, 20	72 - 78	DRUM1732		●	254	67	67	78	256	5
RN30, 40 & LN30, 40	78 - 83	DRUM1749	●		254	57	67	70	256	5
LN30, 40	78 - 83	DRUM1732		●	254	67	67	78	256	5
RN30, 31, 40, 41	78 - 83	DRUM1732		●	254	67	67	78	256	5
RN41 RMSQ SR5	78 - 83	DRUM1733		●	254	64	67	70	256	5
LN50 Series	83 - 89	DRUM1732		●	254	67	67	78	256	5
RN50 Series	83 - 89	DRUM1732		●	254	67	67	78	256	5
YN50 Series	83 - 89	DRUM1732		●	254	67	67	78	256	5
YN57 SR5	83 - 89	DRUM1738		●	254	62	67	72	256	5
RN85	88 - 97	DRUM1732		●	254	67	67	78	256	5
YN9# Series	88 - 97	DRUM1732		●	254	67	67	78	256	5
RN90	88 - 91	DRUM1738		●	254	62	67	72	256	5

Brake Drums



TOYOTA

Hilux 2WD

LN8# Series	88 - 97	DRUM1732		●	254	67	67	78	256	5
YN8# Series	88 - 97	DRUM1732		●	254	67	67	78	256	5
LN9# Series	88 - 97	DRUM1732		●	254	67	67	78	256	5
LN140 Series	97 on	DRUM1738		●	254	62	67	72	256	5
LN145, 147, RZN142, 147, 148, 149, 154	8/97 - 5/98	DRUM1747		●	270	66	67	81	272	5
LN150 Series	97 on	DRUM1738		●	254	62	67	72	256	5
RZN140 Series	97 on	DRUM1738		●	254	62	67	72	256	5
RZN150 Series	97 on	DRUM1738		●	254	62	67	72	256	5
GGN15, KUN16, TGN16	8/04 on	DRUM4138		●	254	61.8	62	73.6	256	5

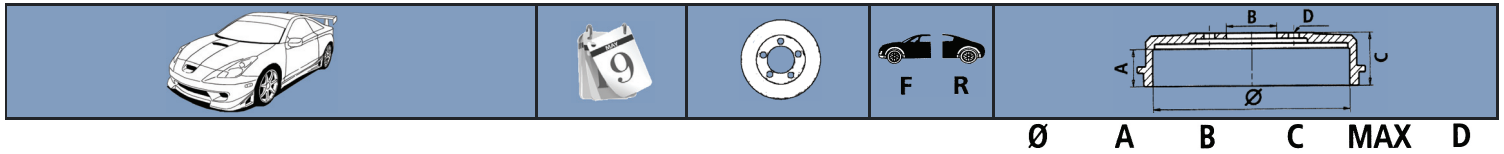
Hilux 4WD

LN36, 46	79 - 83	DRUM1739		●	254	66	91	78	256	6
RN36, 46	79 - 83	DRUM1739		●	254	66	91	78	256	6
LN65	83 - 89	DRUM1739		●	254	66	91	78	256	6
YN60, 62, 65, 67	83 - 89	DRUM1739		●	254	66	91	78	256	6
LN61, RN61	85 - 89	DRUM1744		●	295	66	106	83	297	6
YN63	85 - 89	DRUM1744		●	295	66	106	83	297	6
VZN130	88 - 97	DRUM1744		●	295	66	106	83	297	6
LN106	88 - 97	DRUM1743		●	295	66	91	83	297	6
YN106	88 - 97	DRUM1743		●	295	66	91	83	297	6
YN130	88 - 97	DRUM1744		●	295	66	106	83	297	6
LN107, 111, 130	88 - 97	DRUM1744		●	295	66	106	83	297	6
RN106, 110, 130	88 - 97	DRUM1744		●	295	66	106	83	297	6
RN105	88 - 97	DRUM1743		●	295	66	91	83	297	6
KZN165	8/97 on	DRUM1744		●	295	66	106	83	297	6
LN160, 170, 190 Series	97 on	DRUM1744		●	295	66	106	83	297	6
RZN160, 170, 190 Series	97 on	DRUM1744		●	295	66	106	83	297	6
VZN167, 172	8/02 - 2/05	DRUM1744		●	295	66	106	83	297	6
GGN25, KUN26	8/04 on	DRUM4105		●	295	67	108	76.1	297	6

Landcruiser

FJ40, 45, 55	3/69 - 9/75	DRUM1740	●	●	290	64	106	84	292	6
FJ55	75 - 80	DRUM1740		●	290	64	106	84	292	6
FJ50	75 - 80	DRUM1730		●	295	75	106	81	297	6
FJ40	75 - 80	DRUM1730		●	295	75	106	81	297	6
FJ40	75 - 80	DRUM1740		●	290	64	106	84	292	6
BJ40	79 - 81	DRUM1730	●		295	75	106	81	297	6
HJ45	79 - 80	DRUM1730	●		295	75	106	81	297	6
BJ40	79 - 81	DRUM1740		●	290	64	106	84	292	6
BJ42	80 - 84	DRUM1730		●	295	75	106	81	297	6
HJ61	80 - 90	DRUM1730		●	295	75	106	81	297	6
HJ60	80 - 90	DRUM1730		●	295	75	106	81	297	6
HJ47	80 - 84	DRUM1730		●	295	75	106	81	297	6
BJ45, HJ47, FJ45 Handbrake Drum	8/80 - 11/84	DRUM4075		●	160	40.7	Spline	49.5		4

Brake Drums



TOYOTA

Landcruiser

HJ45	80 - 84	DRUM1730		●	295	75	106	81	297	6
BJ70, 73	84 - 90	DRUM1730		●	295	75	106	81	297	6
FJ60, 62, 70, 73, 75	84 - 90	DRUM1730		●	295	75	106	81	297	6
HJ75	84 - 90	DRUM1730		●	295	75	106	81	297	6
LJ70	11/84 - 8/92	DRUM4031		●	254	62	91	74	255.5	6
RJ70	11/84 - 8/92	DRUM4031		●	254	62	91	74	255.5	6
FJ, FZJ, HDJ80, HZJ80	90 on	DRUM1745		●	295	68	106	81	297	6
FJ, FZJ70, 73, 75, HJ, HZJ70, 75 KZJ & PZJ70	90 - 92	DRUM1746		●	295	75	106	81	297	6
HDJ, HZJ, FZJ80	1/90 - 8/92	DRUM4113		●	295	69	106	108.6	297	6
HZJ80 with Full Floating Rear Axle	1/90 - 1/99	DRUM4113		●	295	69	106	108.6	297	6

Lite-ace

KM36, YM30, 35CM, 36	86 - 92	DRUM1735		●	228.6	54	60	71	230.6	4
----------------------	---------	-----------------	--	---	-------	----	----	-----------	-------	---

Paseo

EL54	95 on	DRUM1666		●	180	34.5	Hub	80.5	181.4	4
------	-------	-----------------	--	---	-----	------	-----	-------------	-------	---

Prado

RZJ90 series	96 on	DRUM1744		●	295	66	106	83	297	6
LZJ90 Series	96 on	DRUM1744		●	295	66	106	83	297	6
KZJ90 Series	96 on	DRUM1744		●	295	66	106	83	297	6

Rav 4

SXA10, SXA11	4/94 - 00	DRUM1741		●	228.6	55	62	64	230.6	5
--------------	-----------	-----------------	--	---	-------	----	----	-----------	-------	---

Spacia

CR27, KR2	4/92 on	DRUM1735		●	228.6	54	60	71	230.6	4
-----------	---------	-----------------	--	---	-------	----	----	-----------	-------	---

Starlet

EP91	96 on	DRUM1666		●	180	34.5	Hub	80.5	181.4	4
------	-------	-----------------	--	---	-----	------	-----	-------------	-------	---

T18

TE72 1.8L Liftback	9/79 - 5/85	DRUM1735		●	228.6	54	60	71	230.6	4
--------------------	-------------	-----------------	--	---	-------	----	----	-----------	-------	---

Tarago

YR20, 21, 22, CR21	82 - 90	DRUM1736		●	254	61	60	74	256	4
YR31 4WD	86 - 89	DRUM4068		●	254	62	60	91	256	5
TCR10, TCR20	5/90 - 8/96	DRUM1742		●	254	62.5	60	72	256	5

Tercel

AL25 4WD	10/82 - 4/88	DRUM1665		●	200	59	54	70.5	201.4	4
----------	--------------	-----------------	--	---	-----	----	----	-------------	-------	---

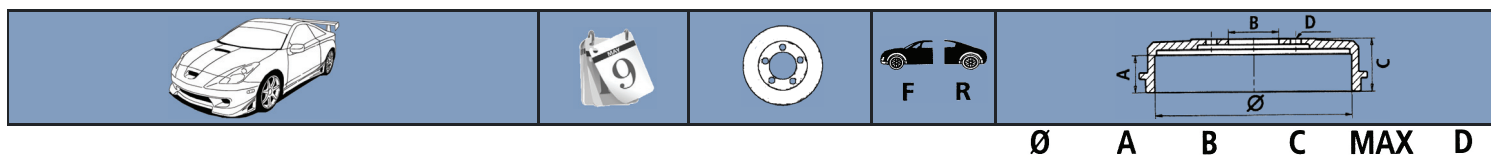
Townace

KR2	4/92 on	DRUM1735		●	228.6	54	60	71	230.6	4
YR39	4/92 on	DRUM1736		●	254	61	60	74	256	4
SBV KR42, SR40	11/96 on	DRUM1736		●	254	61	60	74	256	4
KR42	12/97 - 10/03	DRUM1736		●	254	61	60	74	256	4

Yaris

NCP90, 91	8/05 on	DRUM4108		●	200	43.7	55	53.1	201	4
-----------	---------	-----------------	--	---	-----	------	----	-------------	-----	---

Brake Drums



TOYOTA

Yaris

NCP93	1/06 on	DRUM4108		●	200	43.7	55	53.1	201	4
-------	---------	-----------------	--	---	-----	------	----	-------------	-----	---

VOLKSWAGEN

Caravelle

T2	10/85 - 92	DRUM4034		●	252	64	65	77.5	253.5	5
T4	9/90 - 6/96	DRUM4035		●	268	68	68	88	270	5

Kombi

Type 2	70 - 79	DRUM4140		●	252	64	65	77.5	253.5	5
Type 3	5/79 - 83	DRUM4034		●	252	64	65	77.5	253.5	5

Passat

1300	74 - 78	DRUM4001		●	180	38.5	Hub	75	181	4
1500	74 - 82	DRUM4000		●	200	51	Hub	81	201.3	4
1600	74 - 82	DRUM4000		●	200	51	Hub	81	201.3	4

Polo

1.4L	95 - 99	DRUM4001		●	180	38.5	Hub	75	181	4
------	---------	-----------------	--	---	-----	------	-----	-----------	-----	---

Synchro

4WD 14" Wheels	85 - 92	DRUM4034		●	252	64	65	77.5	253.5	5
4WD 2.4L Diesel	89 on	DRUM1744		●	295	66	106	83	297	6
4WD	92 - 6/96	DRUM4035		●	268	68	68	88	270	5

Transporter

T2	10/85 - 92	DRUM4034		●	252	64	65	77.5	253.5	5
T4	9/90 - 6/96	DRUM4035		●	268	68	68	88	270	5

VOLVO

122S

1.8L	61 - 68	DRUM6009		●	228.6	59	84	74.5	230	5
------	---------	-----------------	--	---	-------	----	----	-------------	-----	---

360

2.0L	84 - 91	DRUM4052		●	228.6	51	60	63	229.5	4
------	---------	-----------------	--	---	-------	----	----	-----------	-------	---

440

440	88 on	DRUM4036		●	203.3	46.5	60	55.5	204.8	4
-----	-------	-----------------	--	---	-------	------	----	-------------	-------	---

P1800

P1800	62 - 8/68	DRUM6009		●	228.6	59	84	74.5	230	5
-------	-----------	-----------------	--	---	-------	----	----	-------------	-----	---